

Fire reaction classification of materials to assistance in the fire design of buildings.

Characteristic	Classification
6063 T6 Mill Finish Aluminium	Class A1
Polyester Powder Coated Aluminium	Class A2-S1, d01 ¹
Polyamide Thermal Break	Class E2 ²
Foams XPS	Class E ³

Reference

¹Attached 1 Akzo Nobel Exova Test Report 3555372 2

²Ensinger MPA Test Report 902 8795 000-2

³ Ravatherm XPS Datasheet

Updated 2024.01

Fire Test Reports for Interpon D Powder Coatings

Explanations and collations of key reports and approvals for the UK market.

1. BS476

British Standard 476 refers to fire tests on building materials and structures. The parts of this standard that are of most relevance to powder coatings are Parts 6 and 7.

Part 6 - Fire Propagation

The result of this test is a fire propagation index. It is a measure of the contribution to fire growth made by an essentially flat surface. The results of the test are specific to the test specimen i.e. the product on that particular substrate in the form in which it was tested. Therefore it cannot be used as a method for assessing the product in all situations.

Part 7 - Surface Spread of Flame

This is a method of measuring flame spread along the surface of a specimen. Again the results of the test are specific to the test specimen i.e. the product on that particular substrate in the form in which it was tested. Therefore it cannot be used as a method for assessing the product in all situations. As defined in the UK Building Regulations 2000 - Fire Safety Approved Document B, the highest product performance classification for wall or ceiling linings is Class 0. This is achieved if a material; (a) Achieves a class 1 rating in BS476 Part 7, and (b) Achieves a fire propagation index of not more than 12 and sub-index of not more than 6 in BS476 Part 6.

Test Results

Interpon D1000 series and D2000 Series have been tested to BS476 Parts 6 and 7 and have met the criteria for Class 0 building regulation approval. The test reports are included in this document.

2. Reaction to Fire Report EN 13501-1

A further classification used in the building industry is given by EN 13501.

This is arrived at by carrying out two tests:

- EN 13823
- EN ISO 1716

The EN ISO 1716 (Calorific value) test determines the potential maximum amount of energy release which can be generated by a product when complete combustion occurs. The test is relevant for classes A1 and A2. Specimens are prepared from each individual component of a product by grinding them into powder. Each component is then tested in an oxygen bomb calorimeter by placing the specimen in a crucible within a stainless steel vessel filled with oxygen and pressure. A spark is then introduced; exploding the mixture and the resultant temperature rise will be used to calculate the calorific value of the specimen.

The classification is split into 3 components.

1. Combustibility. A2 means limited combustibility.
2. Smoke Emission – s1 is best, s3 is worst
- 3. Release of droplets or particles – d0 is best, d2 is worst.

Test Results

Interpon D polyester powders achieve A2-s1, d0

The full test report is included in this document.

3. London Underground Approval

Approval for use in London Underground is a good indicator of fire safety. The product has to be tested for:

- Smoke Emission
- Toxic Fume Emission
- Qualitative analysis (what is emitted)
- Quantitative analysis (how much is emitted)
- Flammability
- Fire propagation
- Surface spread of flame

The test report is appended, plus a screen grab showing that we are still approved.

Interscience Fire Laboratory

Building 63
Haslar Marine Technology Park
Haslar Road, Gosport
Hampshire PO12 2AG
United Kingdom

Tel. : +44 (0) 20 8692 5050

Fax.: +44 (0) 20 8692 5155

Email:

firetesting@intersciencecomms.co.uk

Evaluation of Reaction to Fire Properties

Akzo Nobel Powder Coatings Ltd and Cromadex
Unit 5 Redwood Business Park, Oldbury Road
Smethwick, West Midlands . B66 1NJ

Product Reference: 2.2 mm thick Aluminum sheet coated on both faces with a light grey coloured coating referenced “**Interpon D1000 (Light Grey Matt)**”

BS 6853:1999 Table 2 for Category Ia.			
Test Type	ICL Job No	Test results	BS 6853:1999 Category Ia Requirements
BS 476 Part 6	ICL/H13/2576	$i_1 = 0.1$ $I = 1.0$	i_1 (max) 6 I (max) 12
BS 476 Part 7	ICL/H13/2580	Class 1	Class 1 1
BS 6853:1999 Annex B.2	ICL/H13/2584	R Value: 0.103	R (max) 1
BS 6853:1999 Annex D.8.4	ICL/H13/2588	Ao(on) 1.22 Ao(off) 1.37	Ao(on) 2.6 Ao(off) 3.9

Note : The product satisfies the requirements given for category Ia in BS 6853:1999 Table 2 for vertical surfaces . Category Ia has the highest requirements.

EN 45545-2 Table 5 for HL 3 for vertical surfaces R 1			
Test Type	ICL Job No	Test results	EN 45545-2 Requirements R1 (HL3)
ISO 5658-2	ICL/H13/2592	CFE (kW/m ²) 39.13	CFE (minimum) 20
ISO 5660-1	ICL/H13/2596	MARHE(kW/m ²) 19.4	MARHE (max) 60
ISO 5659-2 (EN 45545-2)	ICL/H13/2602	$D_s(4)$ 89.52 VOF4 100.14	$D_s(4)$ (max) 150 VOF 4 (max) 300
EN 45545-2 Annex C	ICL/H13/2603	CIT _g (4mins) 0.003 CIT _g (8mins) 0.007	CIT _G (max) 0.75

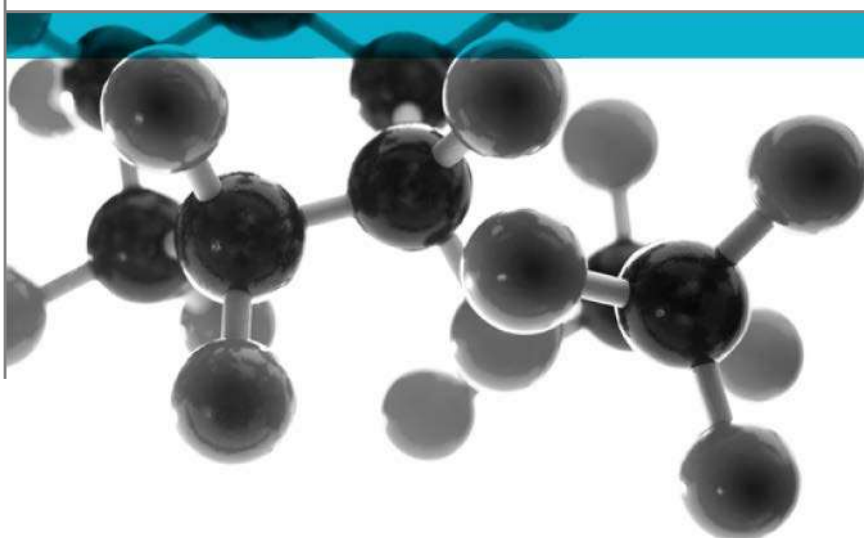
Note : The product satisfies the requirements given in EN 45545-2 Table 5 for HL 3. In EN 45545-2 HL3 has the highest requirements.

Exova Warringtonfire
Holmesfield Road
Warrington
WA1 2DS
United Kingdom

T : +44 (0) 1925 655116
F : +44 (0) 1925 655419
E : warrington@exova.com
W : www.exova.com



BS 476: Part 6: 1989+A1:2009



Method Of Test For Fire Propagation For Products

A Report To: AkzoNobel Powder Coatings

Document Reference: 355372

Date: 13th August 2015

Issue No.: 1

Page 1

Testing
Advising
Assuring



Executive Summary

Objective To determine the performance of the following product when tested in accordance with BS 476: Part 6: 1989+A1: 2009.

Generic Description	Product reference	Thickness	Weight per unit area or density
Polyester powder coating on an aluminium substrate	"YW213G On Aluminium"	2mm	2.48kg/m ² *
Individual components used to manufacture composite:			
Coating (test face)	"YW213G"	60-80 microns	Unwilling to provide
Substrate	Unable to provide	2mm	Unable to provide
*Determined by Exova Warringtonfire			
Please see page 5 of this test report for the full description of the product tested			


Test Sponsor AkzoNobel Powder Coatings, Stoneygate Lane, Felling, Gateshead, NE10 0JY.


Test Results:

Fire propagation index, I	=	1.7
Sub index, i₁	=	0.0
Sub index, i₂	=	1.6
Sub index, i₃	=	0.1

Date of Test 11th August 2015

Signatories


Responsible Officer C. Meachin * Technical Officer


Authorised S. Deeming * Business Unit Head

* For and on behalf of **Exova Warringtonfire**.

Report Issued: 13th August 2015

This version of the report has been produced from a .pdf format electronic file that has been provided by **Exova Warringtonfire** to the sponsor of the report and must only be reproduced in full. Extracts or abridgements of reports must not be published without permission of **Exova Warringtonfire**.

CONTENTS	PAGE NO.
EXECUTIVE SUMMARY	2
SIGNATORIES.....	2
TEST DETAILS.....	4
DESCRIPTION OF TEST SPECIMENS.....	5
TEST RESULTS	6
Table 1	7
Table 2	8
Table 3	8
REVISION HISTORY	10

Test Details

Purpose of test	<p>To determine the performance of a product when it is subjected to the conditions of the test specified in BS 476: Part 6: 1989+A1: 2009, "Fire tests on building materials and structures, method for fire propagation for products".</p> <p>The test was performed in accordance with the procedure specified in BS 476: Part 6: 1989+A1: 2009, and this report should be read in conjunction with that British Standard.</p>
Scope of test	<p>BS 476: Part 6: 1989+A1: 2009 specifies a method of test, the result being expressed as a fire propagation index, that provides a comparative measure of the contribution to the growth of fire made by an essentially flat material, composite or assembly. It is primarily intended for the assessment of the performance of internal wall and ceiling linings.</p>
Fire test study group/EGOLF	<p>Certain aspects of some fire test specifications are open to different interpretations. The Fire Test Study Group and EGOLF have identified a number of such areas and have agreed Resolutions which define common agreement of interpretations between fire test laboratories which are members of the Groups. Where such Resolutions are applicable to this test they have been followed.</p>
Instruction to test	<p>The test was conducted on the 11th August 2015 at the request of AkzoNobel Powder Coatings, the sponsor of the test.</p>
Provision of test specimens	<p>The specimens were supplied by the sponsor of the test. Exova Warringtonfire was not involved in any selection or sampling procedure.</p>
Conditioning of specimens	<p>The specimens were received on the 4th August 2015 and were conditioned to constant mass at a temperature of $23 \pm 2^{\circ}\text{C}$ and a relative humidity of $50 \pm 5\%$ prior to testing.</p>
Form in which the specimens were tested	<p>Composite - Combination of materials which are generally recognised in building constructions as discrete entities e.g. coated or laminated materials.</p>
Exposed face	<p>The coated face of the specimens was exposed to the heating conditions of the test.</p>

Description of Test Specimens

The description of the specimens given below has been prepared from information provided by the sponsor of the test. All values quoted are nominal, unless tolerances are given.

General description		Polyester powder coating applied to an aluminium substrate
Product reference		"YW213G On Aluminium"
Name of manufacturer		Akzo Nobel Powder Coatings Ltd
Thickness		2mm (stated by sponsor) 1.14mm (determined by Exova Warringtonfire)
Weight per unit area		2.48kg/m ² (determined by Exova Warringtonfire)
Coating (test face)	General description	Interpon D2000 Brilliance Series polyester powder coating
	Generic type	Polyester
	Product reference	"YW213G"
	Name of manufacturer	Akzo Nobel Powder Coatings
	Colour reference	"DBR201" (stated by sponsor) "Grey" (observed by Exova Warringtonfire)
	Number of coats	One
	Application thickness per coat	60-80 microns
	Density	See Note 1 Below
	Application method	Electrostatic spray
	Flame retardant details	See Note 2 Below
Curing process per coat		Heated to 180°C for 10 minutes
Substrate	Generic type	Aluminium sheet
	Product reference	See Note 3 Below
	Name of manufacturer	See Note 1 Below
	Thickness	2mm
	Density	See Note 3 Below
	Colour reference	"Mill Finish Grey"
Flame retardant details		The component is inherently flame retardant
Brief description of manufacturing process		Cutting of aluminium sheet

Note 1: The sponsor was unwilling to provide this information.

Note 2: The sponsor of the test has confirmed that no flame retardant additives were utilised in the production of the component.

Note 3: The sponsor was unable to provide this information.

Test Results

Results

A total of three specimens were tested. The laboratory record sheet relating to each of the test specimens is appended to this report (refer to Tables 1, 2 and 3).

Throughout the test on each specimen careful observation was made of the product's behaviour within the apparatus and special note was taken of any of the phenomena listed in clause 9.2 of the Standard. None of the listed phenomena was observed and the test results on all three specimens tested were valid.

The following test results were obtained for the product.

Fire propagation index, I	=	1.7
Sub index, i_1	=	0.0
Sub index, i_2	=	1.6
Sub index, i_3	=	0.1

NOTE: If a suffix 'R' is included in the above fire propagation index, I, then this indicates that the results should be treated with caution.

Applicability of test result

The test results relate only to the behaviour of the test specimens of the product under the particular conditions of test; they are not intended to be the sole criterion for assessing the potential fire hazard of the product in use.

The test results relate only to the specimens of the product in the form in which they were tested. Small differences in the composition or thickness of the product may significantly affect the performance during the test and may therefore invalidate the test results. Care should be taken to ensure that any product which is supplied or used is fully represented by the specimens which were tested.

Validity

The specification and interpretation of fire test methods are the subject of ongoing development and refinement. Changes in associated legislation may also occur. For these reasons it is recommended that the relevance of test reports over five years old should be considered by the user. The laboratory that issued the report will be able to offer, on behalf of the legal owner, a review of the procedures adopted for a particular test to ensure that they are consistent with current practices, and if required may endorse the test report.

This report may only be reproduced in full. Extracts or abridgements shall not be published without permission of **Exova Warringtonfire**.

Table 1

Laboratory Record Sheet
FIRE PROPAGATION TEST - BS476:PART 6:1989+A1:2009

Specimen No. : 1

Date : 11-Aug-15

Time mins t	Specimen Temperature Deg C Ts	Calibration Temperature Deg C Tc	Ts- Tc/10t	Sub Index Of Performance
0.50	12	14	0.00	
1.00	19	20	0.00	
1.50	24	24	0.00	
2.00	29	28	0.05	
2.50	33	33	0.00	
3.00	37	37	0.00	0.05
4.00	68	68	0.00	
5.00	128	105	0.46	
6.00	165	131	0.57	
7.00	176	151	0.36	
8.00	191	168	0.29	
9.00	198	184	0.16	
10.00	202	193	0.09	1.92
12.00	216	209	0.06	
14.00	221	216	0.04	
16.00	232	224	0.05	
18.00	238	233	0.03	
20.00	240	239	0.01	0.18
Total Index of Performance S			=	2.14

SubIndex s1 0.05

SubIndex s2 1.92

SubIndex s3 0.18

Index of Performance S 2.14

Table 2

Laboratory Record Sheet
FIRE PROPAGATION TEST - BS476:PART 6:1989+A1:2009

Specimen No. : 2

Date : 11-Aug-15

Time mins t	Specimen Temperature Deg C Ts	Calibration Temperature Deg C Tc	Ts- Tc/10t	Sub Index Of Performance
0.50	13	14	0.00	
1.00	18	20	0.00	
1.50	24	24	0.00	
2.00	28	28	0.00	
2.50	32	33	0.00	
3.00	37	37	0.00	0.00
4.00	64	68	0.00	
5.00	104	105	0.00	
6.00	148	131	0.28	
7.00	162	151	0.16	
8.00	177	168	0.11	
9.00	187	184	0.03	
10.00	196	193	0.03	0.62
12.00	207	209	0.00	
14.00	214	216	0.00	
16.00	223	224	0.00	
18.00	230	233	0.00	
20.00	234	239	0.00	0.00
Total Index of Performance S			=	0.62

SubIndex s1 0.00

SubIndex s2 0.62

SubIndex s3 0.00

Index of Performance S 0.62

Table 3

Laboratory Record Sheet
FIRE PROPAGATION TEST - BS476:PART 6:1989+A1:2009

Specimen No. : 3

Date : 11-Aug-15

Time mins t	Specimen Temperature Deg C Ts	Calibration Temperature Deg C Tc	Ts- Tc/10t	Sub Index Of Performance
0.50	13	14	0.00	
1.00	19	20	0.00	
1.50	22	24	0.00	
2.00	24	28	0.00	
2.50	33	33	0.00	
3.00	38	37	0.03	0.03
4.00	75	68	0.18	
5.00	131	105	0.52	
6.00	162	131	0.52	
7.00	184	151	0.47	
8.00	194	168	0.33	
9.00	196	184	0.13	
10.00	199	193	0.06	2.20
12.00	209	209	0.00	
14.00	216	216	0.00	
16.00	222	224	0.00	
18.00	228	233	0.00	
20.00	233	239	0.00	0.00
Total Index of Performance S			=	2.23

SubIndex s1 0.03

SubIndex s2 2.20

SubIndex s3 0.00

Index of Performance S 2.23

Revision History

Issue No :	Re-issue Date:
Revised By:	Approved By:
Reason for Revision:	


Issue No :	Re-issue Date:
Revised By:	Approved By:
Reason for Revision:	

Exova Warringtonfire
Holmesfield Road
Warrington
WA1 2DS
United Kingdom

T : +44 (0) 1925 655116
F : +44 (0) 1925 655419
E : warrington@exova.com
W: www.exova.com



BS 476: Part 7: 1997



Method For Classification Of The Surface Spread Of Flame Of Products

A Report To: AkzoNobel Powder Coatings

Document Reference: 354569

Date: 27th July 2015

Issue No.: 1

Page 1

Testing
Advising
Assuring



Executive Summary

Objective To determine the surface spread of flame classification of the following product when tested in accordance with BS 476: Part 7: 1997.


Generic Description	Product reference	Thickness	Weight per unit area or density
Polyester powder coating on a steel substrate	"YLM01E On Steel"	3.2mm	8.33kg/m ² *
Individual components used to manufacture composite:			
Coating (test face)	"YLM01E"	60-80 microns	Unwilling to provide
Substrate	Unable to provide	3.2mm	Unable to provide
*Determined by Exova Warringtonfire			
Please see page 5 of this test report for the full description of the product tested			


Test Sponsor AkzoNobel Powder Coatings, Stoneygate Lane, Felling, Gateshead, NE10 0JY.

Test Results: **Class 1**

Date of Test 21st July 2015

Signatories


Responsible Officer C. Meachin * Technical Officer


Authorised S. Deeming * Business Unit Head

* For and on behalf of **Exova Warringtonfire**.

Report Issued: 27th July 2015

This version of the report has been produced from a pdf format electronic file that has been provided by **Exova Warringtonfire** to the sponsor of the report and must only be reproduced in full. Extracts or abridgements of reports must not be published without permission of **Exova Warringtonfire**.

CONTENTS	PAGE NO.
EXECUTIVE SUMMARY	2
SIGNATORIES.....	2
TEST DETAILS.....	4
DESCRIPTION OF TEST SPECIMENS.....	5
TEST RESULTS	6
APPENDIX 1 – TEST RESULTS.....	7
APPENDIX 2 – CLASSIFICATION CRITERIA	8
REVISION HISTORY	9



Test Details

Purpose of test	To determine the performance of a product when it is subjected to the conditions of the test specified in BS 476: Part 7: 1997, "Fire tests on building materials and structures, method for classification of the surface spread of flame of products". This test was therefore performed in accordance with the procedure specified in BS 476: Part 7: 1997 and this report should be read in conjunction with that British Standard.
Scope of test	BS 476: Part 7: 1997 specifies a method of test for measuring the lateral spread of flame along the surface of a specimen of a product orientated in the vertical position, and a classification system based on the rate and extent of flame spread. It provides data suitable for comparing the performances of essentially flat materials, composites, or assemblies, which are used primarily as the exposed surfaces of walls or ceilings.
Fire test study group/EGOLF	Certain aspects of some fire test specifications are open to different interpretations. The Fire Test Study Group and EGOLF have identified a number of such areas and have agreed Resolutions which define common agreement of interpretations between fire test laboratories which are members of the Groups. Where such Resolutions are applicable to this test they have been followed.
Instruction to test	The test was conducted on the 21 st July 2015 at the request of AkzoNobel Powder Coatings, the sponsor of the test.
Provision of test specimens	The specimens were supplied by the sponsor of the test. Exova Warringtonfire was not involved in any selection or sampling procedure.
Conditioning of specimens	The specimens were received on the 9 th July 2015 and were conditioned to constant mass at a temperature of $23 \pm 2^{\circ}\text{C}$ and a relative humidity of $50 \pm 5\%$ prior to testing.
Form in which the specimens were tested	Composite - Combination of materials which are generally recognised in building constructions as discrete entities e.g. coated or laminated materials. Each specimen was tested in direct contact with a nominally 12mm thick non-combustible backing board.
Exposed face	The coated face of the specimens was exposed to the heating conditions of the test.

Description of Test Specimens

The description of the specimens given below has been prepared from information provided by the sponsor of the test. All values quoted are nominal, unless tolerances are given.

General description		Polyester powder coating on a steel substrate
Product reference		"YLM01E On Steel"
Name of manufacturer		Akzo Nobel Powder Coatings Ltd
Thickness		3.2mm (stated by sponsor) 3.2mm (determined by Exova Warringtonfire)
Weight per unit area		8.33kg/m ² (determined by Exova Warringtonfire)
Coating (test face)	Generic type	Interpon D2000 Series polyester powder coating
	Product reference	"YLM01E"
	Name of manufacturer	Akzo Nobel Powder Coatings
	Colour reference	"RAL 7016" (stated by sponsor) "Grey" (observed by Exova Warringtonfire)
	Number of coats	One
	Application rate per coat	60-80 microns
	Density / specific gravity	See Note 1 below
	Application method	Electrostatic spray
	Flame retardant details	See Note 2 below
Curing process per coat		Heated to 180°C for 10 minutes
Substrate	Generic type	Mild steel
	Product reference	See Note 3 below
	Name of manufacturer	Main Road Sheet Metal Limited
	Thickness	3.2mm
	Density / weight per unit area	See Note 3 below
	Colour reference	"Steel Grey"
Flame retardant details		This component is inherently flame retardant
Brief description of manufacturing process		See Note 3 below

Note 1: The sponsor was unwilling to provide this information.

Note 2: The sponsor of the test has confirmed that no flame retardant additives were utilised in the production of the component.

Note 3: The sponsor was unable to provide this information.

Test Results

Results and observations The test results for the individual specimens, together with observations made during the test and comments on any difficulties encountered during the test are given in Appendix 1.

Classification **In accordance with the class definitions given in BS 476: Part 7: 1997; the specimens tested are classified as Class 1.**

Criteria for classification If the prefix 'D' or suffix 'R' or 'Y' is included in the classification, this indicates that the results should be treated with caution. An explanation of the reason for the prefix and suffixes is given in Appendix 2, together with the classification limits specified in the Standard.

Applicability of test result The test results relate only to the behaviour of the test specimens of the product under the particular conditions of test; they are not intended to be the sole criterion for assessing the potential fire hazard of the product in use.

The test results relate only to the specimens of the product in the form in which they were tested. Small differences in the composition or thickness of the product may significantly affect the performance during the test and may therefore invalidate the test results. Care should be taken to ensure that any product which is supplied or used is fully represented by the specimens which were tested.

Validity

The specification and interpretation of fire test methods are the subject of ongoing development and refinement. Changes in associated legislation may also occur. For these reasons it is recommended that the relevance of test reports over five years old should be considered by the user. The laboratory that issued the report will be able to offer, on behalf of the legal owner, a review of the procedures adopted for a particular test to ensure that they are consistent with current practices, and if required may endorse the test report.

This report may only be reproduced in full. Extracts or abridgements shall not be published without permission of **Exova Warringtonfire**.

Appendix 1 – Test Results

SPECIMEN No.	1	2	3	4	5	6
Maximum distance travelled at 1.5 minutes (mm)	<50	<50	<50	<50	<50	<50

Distance (mm)

Time to travel to indicated distance
(minutes : seconds)

75
165
190
215
240
265
290
375
455
500
525
600
675
710
750
785
825

Time to reach maximum distance travelled

1:00 1:00 1:00 1:00 1:00 1:00

Maximum distance travelled in 10 minutes (mm)

<50 <50 <50 <50 <50 <50

Note: Six specimens are usually tested. If the test on any specimen is deemed to be invalid, as defined in the Standard, it is permissible for up to a maximum of nine specimens to be tested in order to obtain the six valid test results.

Observations made during test and comments on any difficulties encountered during the test:

None.

Appendix 2 – Classification criteria

Classification of spread of flame	Spread of Flame at 1.5 min		Final Spread of Flame	
	Classification	Limit (mm)	Limit for one specimen (mm)	Limit (mm)
Class 1	165	165 + 25	165	165 + 25
Class 2	215	215 + 25	455	455 + 45
Class 3	265	265 + 25	710	710 + 75

Class 4 Exceeding the limits for class 3

Explanation of prefix and suffixes which may be added to the classification

1. A suffix R is added to the classification if more than six specimens are required in order to obtain six valid test results (e.g. class 2R).
2. A prefix D is added to the classification of any product which does not comply with the surface characteristics specified in the Standard and has therefore been tested in a modified form (e.g. class D3).
3. A suffix Y is added to the classification if any softening and/or other behaviour that may affect the flame spread occurs (e.g. class 3Y).

For example, a classification of D3RY could be achieved indicating (a) a modified surface has been used; (b) a class 3 result has been obtained; (c) additional specimens have been used to obtain 6 valid results and; (d) softening and/or other behaviour has occurred which is considered to have affected the test result.

Revision History

Issue No :	Re-issue Date:
Revised By:	Approved By:
Reason for Revision:	

Issue No :	Re-issue Date:
Revised By:	Approved By:
Reason for Revision:	

RAPPORT DE CLASSEMENT EUROPEEN DE REACTION AU FEU

REACTION TO FIRE EUROPEAN CLASSIFICATION REPORT

N° RA18-0083

Selon l'Arrêté du 21 novembre 2002 modifié relatif à la Réaction au Feu
des produits de construction et d'aménagement

Laboratoire pilote agréé par le ministère de l'intérieur (Arrêté du 5 février 1959 modifié)
According to the modified Ordinance dated November 21st, 2002 as regards the Reaction to Fire performance
of construction and installation products
Pilot laboratory approved by the Ministry of the Interior (Ordinance of February 5th, 1959 modified)

Valable 5 ans à compter du 16 février 2018
Valid 5 years from February 16th, 2018

A la demande de :
Owner:

AKZO NOBEL POWDER COATINGS SNC
Zone Industrielle de la Gaudrée
91410 DOURDAN
FRANCE

Marque(s) commerciale(s) :
Commercial brand(s):

INTERPON POLYESTER Coatings

Description sommaire :
Brief description:

Peinture appliquée sur support tôle d'aluminium
Paint applied on aluminium sheet substrate

Date du rapport :
Date of issue:

19 avril 2018
April 19th, 2018

Ce rapport de classement atteste uniquement des caractéristiques de l'objet soumis aux essais et ne préjuge pas des caractéristiques de produits similaires. Il ne constitue pas une certification de produits au sens du code de la consommation. Seul le rapport électronique signé avec un certificat numérique valide fait foi en cas de litige. Ce rapport électronique est conservé au CSTB pendant une durée minimale de 10 ans. La reproduction de ce rapport électronique n'est autorisée que sous sa forme intégrale. Seule la version française fait foi. Il comporte 5 pages.

This classification report certifies only the characteristics of the object submitted for testing but does not prejudice the characteristics of similar products. So it does not constitute a product certification in the sense of the Consumer Code. Only the electronic report signed with a valid digital certificate is taken in the event of litigation. The electronic report is kept at CSTB for a minimum period of 10 years. The reproduction of this electronic report is only authorized in its integral form. Only the French version is authentic. It comprises 5 pages.

Rapport de classement / Classification report n° RA18-0083

1. Introduction / Introduction

Ce rapport de classement définit le classement attribué au(x) produit(s) précité(s) conformément aux procédures données dans la norme NF EN 13501-1+A1:2013.

This classification report defines the classification assigned to the above-mentioned product(s) in accordance with the procedures given in the NF EN 13501-1+A1:2013 standard.

2. Description du produit / Product description

Peinture en poudre thermodurcissable à base de résine polyester et de charges minérales, essayée appliquée sur support tôle en aluminium classée A1 d'épaisseur 0,8 mm.

Thermosetting powder paint made of polyester resin and mineral fillers, tested applied on A1 class aluminium sheet substrate with a thickness of 0,8 mm.

Densité sèche nominale <i>Nominal dry density</i>	1200 à 1700 kg/m ³ (selon le coloris) <i>From 1200 to 1700 kg/m³ (according to the colour)</i>
Epaisseur nominale <i>Nominal thickness</i>	60 à 90 µm <i>From 60 to 90 µm</i>
Extrait sec nominal <i>Nominal dry extract</i>	100 %
Coloris / colours	Divers / Various

Rapport de classement / Classification report n° RA18-0083

3. Rapports d'essais et résultats d'essais en appui du classement
Test reports and test results in support of classification

3.1 Rapports d'essais / Test reports

Nom du laboratoire <i>Name of laboratory</i>	Nom du demandeur <i>Name of sponsor</i>	Identification de l'essai <i>Test identification</i>	N° du rapport d'essai <i>Test report No.</i>	Méthode d'essai <i>Test method</i>
CSTB	AKZO NOBEL POWDER COATINGS SNC Zone Industrielle de la Gaudrée 91410 DOURDAN FRANCE	ES541170363	RA18-0083	NF EN 13823+A1:2015 NF EN ISO 1716:2013

3.2 Résultats d'essais / Test results

Méthode d'essai <i>Test method</i>	Produit <i>Product</i>	Nombre d'épreuves <i>Number of tests</i>	Paramètres <i>Parameters</i>	Résultats / Results	
				Paramètres continus Moyennes <i>Continuous parameters Mean values</i>	Paramètres conformité <i>Compliance parameters</i>
NF EN 13823+A1	INTERPON POLYESTER Coatings	3	FIGRA _{0,2MJ} (W/s)	76,3	-
			FIGRA _{0,4MJ} (W/s)	30,2	-
			LFS	-	Non atteint
			THR _{600s} (MJ)	0,9	Not reached
			SMOGRA(m ² /s ²)	3,5	-
			TSP _{600s} (m ²)	26,5	-
			Gouttelettes ou particules enflammées <i>Flaming droplets or debris</i>	-	Aucune
					None
NF EN ISO 1716	Produit dans son intégralité <i>Product on its whole</i>	3	Q _{PCS} (MJ/m ²)	3,1	-

Le (-) signifie : non applicable / (-) means: not applicable

Rapport de classement / Classification report n° RA18-0083

4. Classement et domaine d'application / Classification and direct field of application

4.1 Référence du classement / Reference of the classification

Le classement est prononcé suivant la norme NF EN 13501-1+A1:2013.
This classification has been carried out in accordance with the NF EN 13501-1+A1:2013 standard.

4.2 Classement / Classification

Comportement au feu <i>Fire behaviour</i>		Production de fumées <i>Smoke production</i>		Gouttes ou particules enflammées <i>Flaming droplets or debris</i>
A2	-	s1	,	d0

Classement / Classification : A2 - s1, d0

4.3 Domaine d'application / Field of application

Le classement est valable pour les paramètres produits suivants :
This classification is valid for the following product parameters:

Densité sèche nominale <i>Nominal dry density</i>	1200 à 1700 kg/m ³ (selon le coloris) <i>From 1200 to 1700 kg/m³ (according to the colour)</i>
Epaisseur nominale <i>Nominal thickness</i>	60 à 90 µm <i>From 60 to 90 µm</i>
Extrait sec nominal <i>Nominal dry extract</i>	100 %
Coloris / <i>colours</i>	Divers / <i>Various</i>

Le classement est valable pour les conditions d'utilisation finales suivantes :
This classification is valid for the following end use conditions:

Support / <i>Substrate</i>	Le produit appliqué sur tout substrat métallique classé A1 de masse volumique ≥ 2025 kg/m ³ et d'épaisseur ≥ 0,8 mm <i>The product applied on any A1 class metal substrate with a density ≥ 2025 kg/m³ and with a thickness ≥ 0.8 mm.</i>
----------------------------	--

Rapport de classement / *Classification report* n° RA18-0083

5. Limitations / *Limitations*

Le présent document de classement n'est pas une approbation ni une certification de type du produit.
The present document does not represent type approval or certification of the product.

Fait à Champs-sur-Marne, le 19 avril 2018
Prepared at Champs-sur-Marne, April 19th, 2018

**Le Responsable de l'activité
Réaction au Feu**
The Head of Reaction to Fire Activity

Martial BONHOMME

Fin de rapport / *End of the report*



Transfire Services Limited

3, Flowers Industrial Estate
Latimer Road
Luton
Bedfordshire LU1 3XA
Telephone: +44 (0) 1582 483 007
Facsimile: +44 (0) 1582 483 073
Email: info@transfire.com

Reference: TSL0108-GP-R17895

Prepared for: Akzo Nobel Powder Coatings Ltd
Stoneygate Lane
Felling, Gateshead
Tyne & Wear. NE10 0JY

Issue Date: 14^h July 2004

Prepared by: G Patel

Signature: 

Certified by: Hush J Patel (Senior Consultant)


Signature:

TEST REPORT

TSL No. R17895

Fire testing of "Interpon
D36 Polyester Powder
Coating", in accordance
with the London
Underground Limited
Engineering Standard 2-
01001-002: Issue A1:
December 2003.

Fire testing of "Interpon D36 Polyester Powder Coating", in accordance with the London Underground Limited Engineering Standard 2-01001-002: Issue A1: December 2003.



CONDITIONS OF ISSUE OF REPORTS.

THIS REPORT IS ISSUED TO THE CLIENT IN CONFIDENCE AND SHALL NOT BE REPRODUCED, EXCEPT IN FULL, WITHOUT THE WRITTEN APPROVAL OF TRANSFIRE SERVICES LIMITED.

QUERIES OR FURTHER INFORMATION.

ANY QUERIES OR REQUESTS FOR ADDITIONAL INFORMATION ON THE SUBJECT OF THIS REPORT SHOULD BE ADDRESSED TO THE AUTHOR WHO MAY BE CONTACTED AT THE ADDRESS GIVEN ON THE TITLE PAGE.

**Fire testing of "Interpon D36 Polyester Powder Coating", in accordance
with the London Underground Limited Engineering Standard
2-01001-002: Issue A1: December 2003.**



CONTENTS

1.	INTRODUCTION	4
2.	MATERIAL DESCRIPTION	4
3.	TEST METHOD	4
3.1	SMOKE EMISSION	4
3.2	TOXIC FUME EMISSION	4
3.2.1	QUALITATIVE ANALYSIS	4
3.2.2	QUANTITATIVE ANALYSIS	4
3.3	FLAMMABILITY	4
3.3.1	FIRE PROPAGATION.....	4
3.3.2	SURFACE SPREAD OF FLAME	5
4.	RESULTS	5
4.1	SMOKE EMISSION	5
4.2	TOXIC FUME EMISSION	6
4.2.1	QUALITATIVE ANALYSIS	6
4.2.2	QUANTITATIVE ANALYSIS	6
4.3	FLAMMABILITY	8
4.3.1	FIRE PROPAGATION.....	9
4.3.2	SURFACE SPREAD OF FLAME	9
5.	CONCLUSION	9
	OBSERVATIONS	10
	FIGURES 1 - 5	11-13
	APPENDIX A.....	14

Fire testing of "Interpon D36 Polyester Powder Coating", in accordance with the London Underground Limited Engineering Standard 2-01001-002: Issue A1: December 2003.



1. INTRODUCTION

Sample panels of aluminium coated with polyester powder coating were submitted on 4th May 2004, by Mr A Moseley of Akzo Nobel Powder Coatings Limited, for smoke emission, toxic fume emission and flammability testing, in accordance with London Underground Limited Engineering Standard 2-01001-002: Issue A1: December 2003.

2. MATERIAL DESCRIPTION

1mm thick, aluminium panels, coated with 'SA210E Interpon D36 Polyester Powder coating', supplied by Akzo Nobel Powder Coatings Limited.

No additional information was submitted by the client.

Laboratory sample reference is TSL0108.

3. TEST METHOD

3.1 SMOKE EMISSION

The above specimen was tested for smoke emission on 12th May 2004, in accordance with BS6853: 1999: D8.6 – "Code of Practice for Fire Precautions in the design and construction of passenger carrying trains".

3.2 TOXIC FUME EMISSION

3.2.1 QUALITATIVE ANALYSIS

The above specimen was tested on 18th May 2004 for qualitative analysis using scanning electron microscopy and energy dispersive X-Rays.

3.2.2 QUANTITATIVE ANALYSIS

The above specimen was tested on 18th May 2004, for quantitative determination of Nitrogen, Carbon and Sulphur using Carlo Erba EA1108 Elemental analyser'.

3.3 FLAMMABILITY

3.3.1 FIRE PROPAGATION

The above specimen boards were tested to determine the fire propagation index of specimens of a product when tested in accordance with BS476: Part 6: 1989 "Fire tests on building materials and structures, method of test for fire propagation for products".

Fire testing of "Interpon D36 Polyester Powder Coating", in accordance with the London Underground Limited Engineering Standard 2-01001-002: Issue A1: December 2003.



3.3.2 SURFACE SPREAD OF FLAME

The above specimen boards were tested to determine the classification of specimens of a product when tested in accordance with BS476: Part 7: 1997 "Fire tests on building materials and structures, method of test to determine the classification of the surface spread of flame of products".

4. RESULTS

The tests relate to the behaviour of test specimens of the products under particular conditions of test; they are not intended to be the sole criterion for assessing the potential fire hazard of the product in use. In particular, differences in the thickness, orientation or design may significantly affect fire performance and care should be taken to ensure that any differences between the test conditions and application conditions are not adversely significant.

4.1 SMOKE EMISSION

The measured absorbance A_m is calculated in accordance with the Beer-Lambert Law as follows:

$$A_m = \log_{10} (I_o / I_t)$$

Where: I_o = Initial Luminous intensity
 I_t = transmitted Luminous intensity

A_m is converted to Standard absorbance A_o (Figures 1-3; Page 11-12), using the equation:

$$A_o = (A_m \times V) / (n \times L)$$

Where: V = volume of the cube ($27m^3$)
 L = optical path length (3m)
 N = is the number of units comprising the specimen.

The calculated results are as follows:

Sample Reference	Test	Result Ao abs (m ² /burn area)	
		Ao(ON)	Ao(OFF)
TSL0108	1	0.538	0.698
	2	0.445	0.651
	Average	0.492	0.675
	S.D.	0.0658	0.0332

Fire testing of "Interpon D36 Polyester Powder Coating", in accordance with the London Underground Limited Engineering Standard 2-01001-002: Issue A1: December 2003.



REQUIREMENTS:

The requirements for smoke emission as stated in the London Underground Limited Engineering Standard 2-01001-002: Issue A1: December 2003 for category ST/SU/v & p "Station/Surface/vertical & prone is:

$$A_o(ON) < 3.6 \text{ m}^2/\text{burn area} \ \& \ A_o(OFF) < 5.4 \text{ m}^2/\text{burn area}$$

The test data show that the referenced specimen meets the smoke emission criterion for category ST/SU/v & p application.

4.2 TOXIC FUME EMISSION

4.2.1 QUALITATIVE ANALYSIS

The qualitative analysis of the sample shows the following elements (Figure 4; Page 14)

Sample reference	Elements detected
TSL0108	Carbon, Oxygen, Silicon, Aluminium, Titanium, Sulphur.

4.2.2 QUANTITATIVE ANALYSIS

Sample reference	% Nitrogen	% Carbon	% Sulphur
TSL0108	0.19	36.02	1.88

The above results are expressed as a percentage wt/wt.

Fire testing of "Interpon D36 Polyester Powder Coating", in accordance with the London Underground Limited Engineering Standard 2-01001-002: Issue A1: December 2003.



REQUIREMENTS

The Engineering Standard states that "For unrestricted use of a material, covered by Standard 2-01001-002: Issue A1: December 2003, neither it nor its constituents shall have deliberately incorporated by selection, addition or modification any significant amounts of organically bound halogens, nitrogen, sulphur or phosphorus; typical chemical groups proscribed are:-

C-X (where X = Halogen)
C-N
C-P
C-O-P
C-S
C-O-S

Trace levels of such chemical groups are acceptable – the criterion for "trace level" shall be that the summation of the weight for weight percentage of the chemical group divided by the atomic weight for the group shall not exceed 0.015".

Thus, applying the 'Trace level' i.e.

$$\sum \frac{w / w\% \text{ of Chemical Group}}{\text{Atomic weight of Group}} \leq 0.015$$

The calculated value for the specimen gives a value of 0.0723, based on 0.19% Nitrogen and 1.88% Sulphur content.

Hence, the specimen material under this category fails to meet the London Underground Limited Engineering Standard 2-01001-002: Issue A1: December 2003, due to the presence of nitrogen and sulphur above the required limit.

However, considering that the respective standard calls for keeping the concentrations of any toxic gases below the relevant IDLH levels (Immediately Dangerous to Life or Health), it is therefore possible to calculate the potential toxic hazard presented by this material. Such calculations would need to assume that the *dispersal volume in which the product is installed is 700m³ for Stations*.

Following assumptions would also need to be made:

The single material is the sole contributor to the fire atmosphere.

All of the Nitrogen and sulphur in the material would convert to Hydrogen cyanide, i.e. 100% conversion of nitrogen to hydrogen cyanide.

Size of Fire region is 1.25m² fixed locations (stations).

The specific density of the material is 1.68g/cm³

Fire testing of "Interpon D36 Polyester Powder Coating", in accordance with the London Underground Limited Engineering Standard 2-01001-002: Issue A1: December 2003.



Hence, the expected concentrations of hydrogen cyanide and sulphur dioxide is calculated, according to "Users Guide to the LUL Code of Practice - Fire Safety of Materials Used in the Underground - Issue 1; 1994", which gives the following expected concentration of Hydrogen cyanide.

Sample	Expected concentration (ppm)	Location (ST/SU/v & p)
TSL0108	HCN	0.78
	SO2	7.73

The total expected toxicity, T_x , is given by the equation:

$$T_{Total} = \sum \frac{C_N}{H_N}$$

Where, C_N = Concentration of any one toxic species, and
 H_N = IDLH for value for that toxic species.

The calculated values and the requirements are:

Sample	Total expected toxicity, T_x	Requirements
TSL0108	0.09	<1.0

4.3 FLAMMABILITY

4.3.1 FIRE PROPAGATION

Sample reference	Fire propagation index, I	Subindex, i_1	subindex, i_2	Subindex, i_3
TSL0108	0	0	0	0

See Appendix A for full results.

Fire testing of "Interpon D36 Polyester Powder Coating", in accordance with the London Underground Limited Engineering Standard 2-01001-002: Issue A1: December 2003.



4.3.2 SURFACE SPREAD OF FLAME

Sample reference	Result
TSL0108	Class 1

See Appendix A for full results

REQUIREMENTS:

Requirements for Category:	Fire Propagation (BS476: Part 6: 1989)	Surface Spread of Flame (BS476: Part 7: 1997)
ST/SU/v&p (Station/Surface/vertical & prone)	I <12; i ₁ <6	Class 1

The material, therefore, meet the flammability requirements for LUL Engineering Standard 2-01001-002: Issue A1: December 2003

5. CONCLUSION

The material described in Section 2.0 of this report meets the smoke emission, toxic fume emission and flammability requirements for Category ST/SU/v&p "Station/Surface/vertical & prone" of the London Underground Limited Engineering Standard 2-01001-002: Issue A1: December 2003.

Fire testing of "Interpon D36 Polyester Powder Coating", in accordance with the London Underground Limited Engineering Standard 2-01001-002: Issue A1: December 2003.



OBSERVATIONS

SAMPLE REFERENCE TSL0108

TEST: BS6853: 1999: APPENDIX D8.6

TEST 1.

Time (min.sec)	Observations
0.00 - 40.00	Nothing significant.

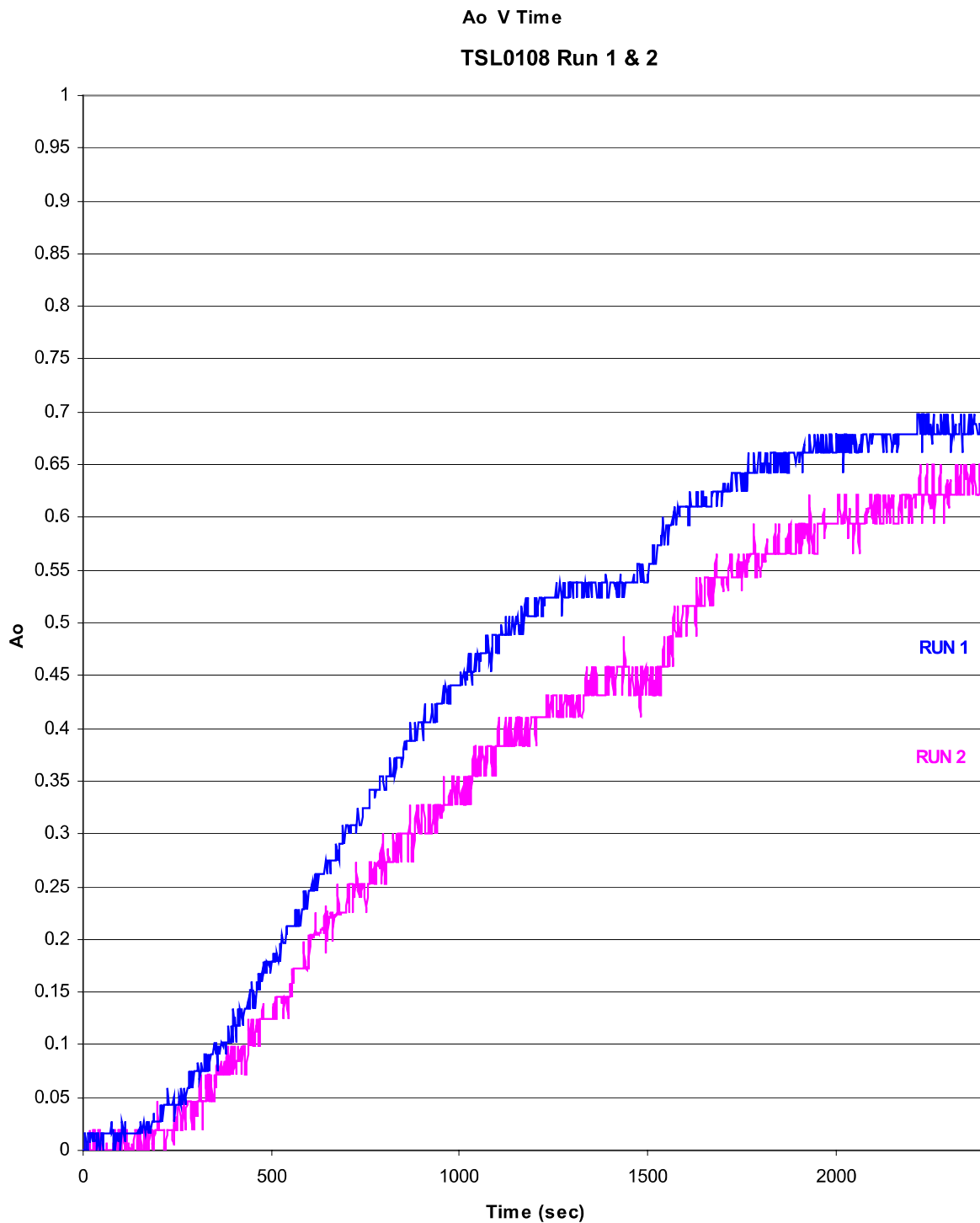
TEST 2.

Time (min.sec)	Observations
0.00 - 40.00	Nothing significant.

Fire testing of "Interpon D36 Polyester Powder Coating", in accordance with the London Underground Limited Engineering Standard 2-01001-002: Issue A1: December 2003.



Figure 1: Variation of Absorbance (Ao) with two specimens (Specimen No.2)



Fire testing of "Interpon D36 Polyester Powder Coating", in accordance with the London Underground Limited Engineering Standard 2-01001-002: Issue A1: December 2003.



Figure 2: Variation of Absorbance (A_o) with time (specimen No: 2)

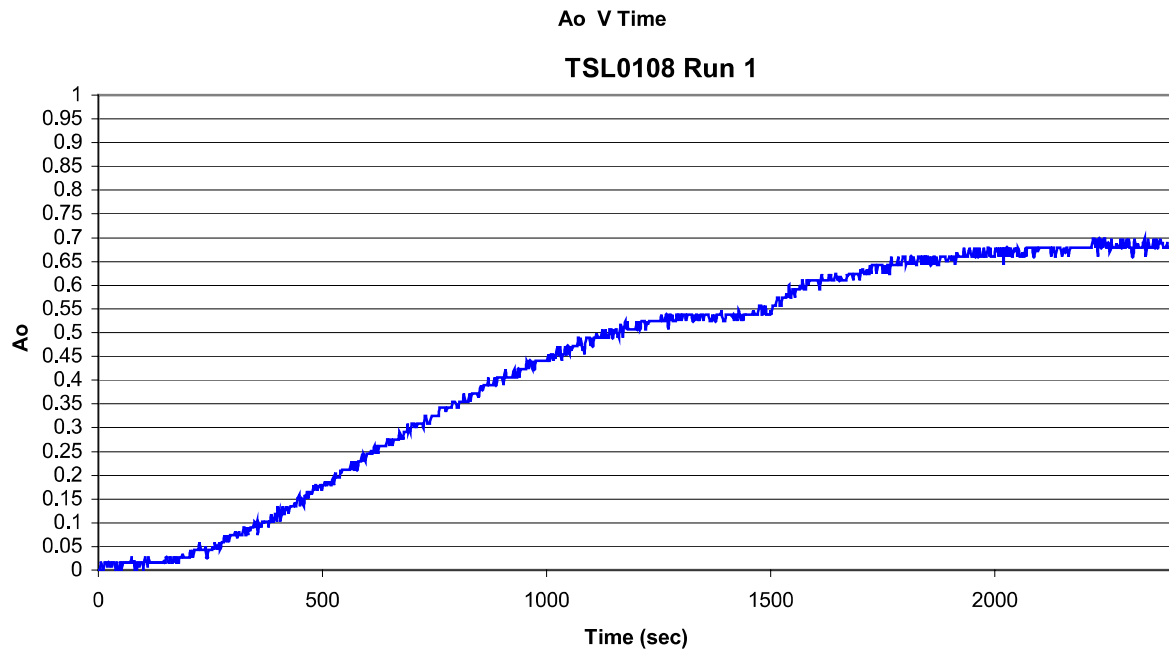
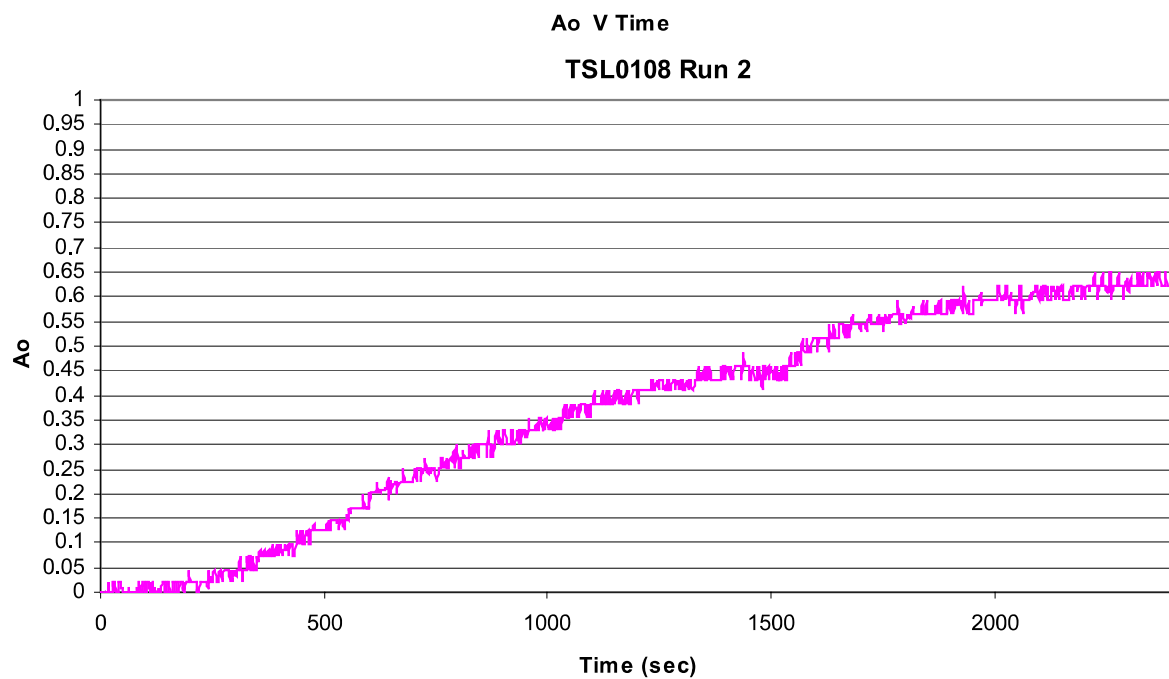


Figure 3: Variation of Absorbance (A_o) with time (specimen No: 2)

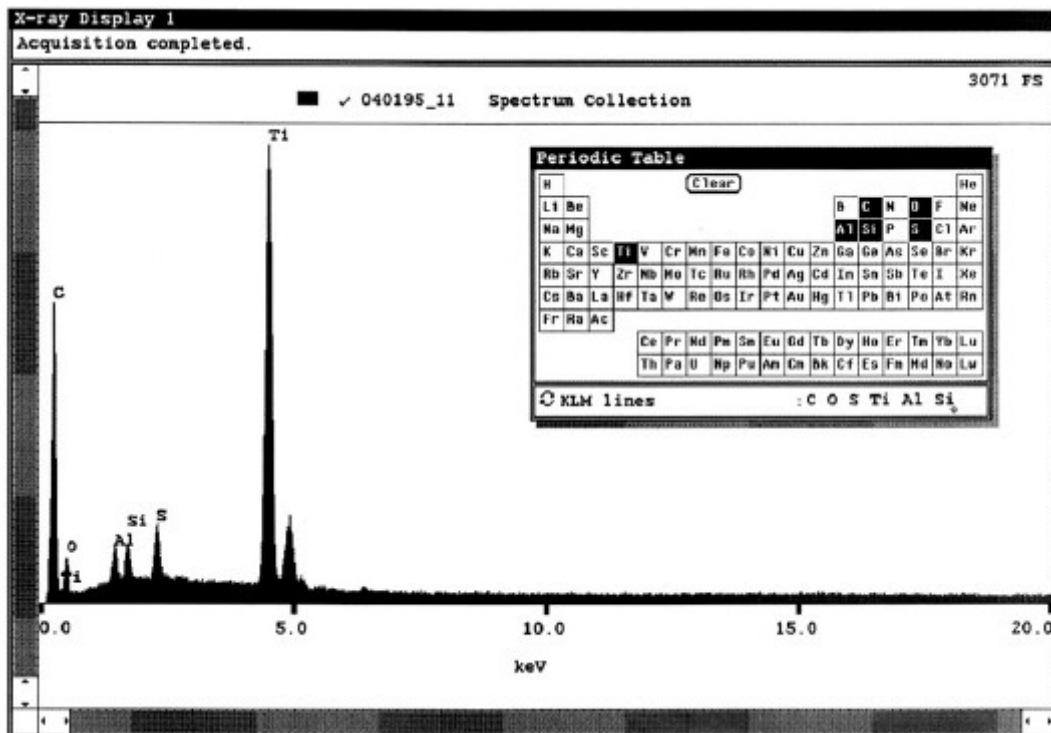


Fire testing of "Interpon D36 Polyester Powder Coating", in accordance with the London Underground Limited Engineering Standard 2-01001-002: Issue A1: December 2003.



Figure 4: X-ray spectrum for 'Interpon D36 Polyester Powder Coating'.

Laboratory sample reference TSL0108



Fire testing of "Interpon D36 Polyester Powder Coating", in accordance with the London Underground Limited Engineering Standard 2-01001-002: Issue A1: December 2003.



Appendix A

Test Data

(BS476: Part 6 : 1987 and BS476: Part 7: 1997)

Fire testing of "Interpon D36 Polyester Powder Coating", in accordance with the London Underground Limited Engineering Standard 2-01001-002: Issue A1: December 2003.



TEST DATA

FIRE PROPAGATION TEST – BS476: PART 6: 1989

SPECIMEN No. 1

TIME/MINS INDEX OF PERFORMANCE	SPECIMEN	CALIBRATION TEMPERATURE	TEMPERATURE	SUB
(t)	DEG C Θ_s	Deg C Θ_c	$\Theta_s - \Theta_c / 10t$	
0.50	12.1	13.9	-0.4	
1.00	17.6	19.9	-0.2	
1.50	22.2	26.1	-0.3	
2.00	27.4	30.8	-0.2	
2.50	30.6	34.7	-0.2	
3.00	34.4	38.1	-0.1	S1 = 0
4.00	54.6	61.0	-0.2	
5.00	82.4	90.9	-0.2	
6.00	105.2	114.0	-0.1	
7.00	126.1	136.2	-0.1	
8.00	143.3	154.6	-0.1	S2 = 0
9.00	156.8	169.4	-0.1	
10.00	172.9	180.5	-0.1	
12.00	193.8	201.4	-0.1	
14.00	209.8	212.5	0.0	
16.00	215.9	221.1	0.0	
18.00	224.5	227.2	0.0	
20.00	228.2	232.2	0.0	S3 = 0
				S = 0
	SUB INDEX S1 =	0		
	SUB INDEX S2 =	0		
	SUB INDEX S3 =	0		
	INDEX OF PERFORMANCE =	3.14		

Fire testing of "Interpon D36 Polyester Powder Coating", in accordance with the London Underground Limited Engineering Standard 2-01001-002: Issue A1: December 2003.



TEST DATA

FIRE PROPAGATION TEST – BS476: PART 6: 1989

SPECIMEN No. 2

TIME/MINS INDEX OF PERFORMANCE	SPECIMEN	CALIBRATION TEMPERATURE	TEMPERATURE	SUB
(t)	DEG C Θ_s	Deg C Θ_c	$\Theta_s - \Theta_c / 10t$	
0.50	12.6	13.9	-0.3	
1.00	17.7	19.9	-0.2	
1.50	23.0	26.1	-0.2	
2.00	27.4	30.8	-0.2	
2.50	31.6	34.7	-0.1	
3.00	34.2	38.1	-0.1	S1 = 0
4.00	54.9	61.0	-0.2	
5.00	82.1	90.9	-0.2	
6.00	105.4	114.0	-0.1	
7.00	127.5	136.2	-0.1	
8.00	146.0	154.6	-0.1	S2 = 0
9.00	162.0	169.4	-0.1	
10.00	175.6	180.5	0.0	
12.00	197.7	201.4	0.0	
14.00	210.0	212.5	0.0	
16.00	217.4	221.1	0.0	
18.00	222.3	227.2	0.0	
20.00	228.5	232.2	0.0	S3 = 0
				S = 0
	SUB INDEX S1 =	0		
	SUB INDEX S2 =	0		
	SUB INDEX S3 =	0		
	INDEX OF PERFORMANCE =	0		

Fire testing of "Interpon D36 Polyester Powder Coating", in accordance with the London Underground Limited Engineering Standard 2-01001-002: Issue A1: December 2003.



TEST DATA

FIRE PROPAGATION TEST – BS476: PART 6: 1989

SPECIMEN No. 3

TIME/MINS INDEX OF PERFORMANCE	SPECIMEN	CALIBRATION TEMPERATURE	TEMPERATURE	SUB
(t)	DEG C Θ_s	Deg C Θ_c	$\Theta_s - \Theta_c / 10t$	
0.50	12.2	13.9	-0.3	
1.00	17.2	19.9	-0.3	
1.50	22.3	26.1	-0.3	
2.00	26.7	30.8	-0.2	
2.50	29.9	34.7	-0.2	
3.00	33.8	38.1	-0.1	S1 = 0
4.00	55.7	61.0	-0.1	
5.00	85.0	90.9	-0.1	
6.00	107.9	114.0	-0.1	
7.00	128.8	136.2	-0.1	
8.00	147.2	154.6	-0.1	S2 = 0
9.00	163.2	169.4	-0.1	
10.00	171.9	180.5	-0.1	
12.00	202.6	201.4	0.0	
14.00	212.5	212.5	0.0	
16.00	216.2	221.1	0.0	
18.00	221.1	227.2	0.0	
20.00	228.5	232.2	0.0	S3 = 0
				S = 0
	SUB INDEX S1 =	0		
	SUB INDEX S2 =	0		
	SUB INDEX S3 =	0		
	INDEX OF PERFORMANCE =	0		

Fire testing of "Interpon D36 Polyester Powder Coating", in accordance with the London Underground Limited Engineering Standard 2-01001-002: Issue A1: December 2003.



TEST DATA

SURFACE SPREAD OF FLAME TEST – BS476: PART 7: 1997

Specimen No.	1	2	3	4	5	6
Maximum distance at 1.5 minutes (mm)	0	0	0	0	0	0
Distance (mm)	Time to travel to indicated distance (minutes, seconds)					
75						
165						
190						
215						
240						
265						
290						
375						
455						
500						
525						
600						
675						
710						
750						
785						
825						
900						
Maximum distance travelled in 10 minutes (mm)	0	0	0	0	0	0

Observations made during test and comments on any difficulties encountered during the test.

No ignition was observed.

Show Product

ProductID: 1902
Status: Authorised For Use

Supersedes ProductID:
Superseded By ProductID:

Uniclass 2015 Code: P100000000

Product Title: Legacy Product - Authorised before Uniclass2015 Implementation

Primary User: Architectural grade powder coating for general use within stations, above and below ground.
www.interpon.co.uk
Additional Info/KeyWords: Also Powder Coatings Ltd, Stonegate Lane, Felling, Tyne & Wear, NE10 0JY, Tel: 0191 489 8111, includes cladding and metal ceilings.

Asset Classification: Premises

Manufacturer: Akzo Nobel Powder Coatings Ltd

Manufacturers Version No:
APR Version No: 0

Is Undergoing Trial: No

Proposer: Derek McGovern (derek.mcgovern@tube.tfl.gov.uk)
Sponsor: Sam Sambasivan (sam.sambasivan@tube.tfl.gov.uk)
Acceptance Manager: Sam Sambasivan (sam.sambasivan@tube.tfl.gov.uk)
Date Authorised For Use: 19 Sep 2012

Allocated To:

Requirements

Requirement ID	Requirement Description	Status	Is Trailing	Allocated To
No records to display.				

Conditions

ConditionID	ReqID	Condition Description
No records to display.		

Evidence

EvidenceItemID	RequirementID	Evidence Type	Evidence Text	Is Public		
No records to display.						
Available Files						
Download	6071	User Guide	Technical Data Sheet - Gloss	InterponD1036GLOSS.pdf	application/pdf	<input checked="" type="checkbox"/>
Download	6072	User Guide	Technical Data Sheet - Satin	InterponD1036SATIN.pdf	application/pdf	<input checked="" type="checkbox"/>
Download	6073	User Guide	Technical Data Sheet - Matt	InterponD1036Matt_30.Issue4Aug2011.pdf	application/pdf	<input checked="" type="checkbox"/>
Download	6080	Specification	British Board of Agreement Certification	BSAInterponD1036Dec07.pdf	application/pdf	<input checked="" type="checkbox"/>

Event Log

Date/Time	Person	Status	Type	Data
19/09/2012 10:20:13	Terry Price (terry.price@tube.tfl.gov.uk)	Authorised For Use	Authorise New Product	
19/09/2012 10:16:30	Sam Sambasivan (sam.sambasivan@tube.tfl.gov.uk)	Accepted	Accept Product	
19/09/2012 10:15:05	Terry Price (terry.price@tube.tfl.gov.uk)	Waiting	Start Acceptance Outcome	
18/09/2012 16:56:49	Sam Sambasivan (sam.sambasivan@tube.tfl.gov.uk)	With Admin Manager	Support Proposal	
04/09/2012 13:43:09	Derek McGovern (derek.mcgovern@tube.tfl.gov.uk)	With Sponsor	Submit Proposal	
04/09/2012 13:35:46	Derek McGovern (derek.mcgovern@tube.tfl.gov.uk)	Updated	EvidenceItem	EvidenceItemID=6082 (File Contents Unchanged)
04/09/2012 13:24:54	Derek McGovern (derek.mcgovern@tube.tfl.gov.uk)	Updated	EvidenceItem	EvidenceItemID=6081 (File Contents Unchanged)



Abt. Brandschutz - Brandverhalten von Baustoffen / *Reaction to Fire*

Kenn-Nr. / *Ident-No.* 0672

KLASSIFIZIERUNGSBERICHT **CLASSIFICATION REPORT**

902 8795 000-2

Auftraggeber: ENSINGER GmbH
Sponsor (owner): Rudolf-Diesel-Straße 8
71154 Nufringen

Betreff: Klassifizierung des Brandverhaltens nach DIN EN 13 501-1
Ref.: fire classification acc. to EN 13 501-1

Prüfmaterial: Isoliersteg aus Vinylester
Test material: *insulating-profile of vinyl ester*
„TECATHERM VE-R-G300“

Berichtsdatum: 02. Oktober 2014
Date of issuing: *2nd October 2014*

Hinweis: Der Klassifizierungsbericht wurde zweisprachig (deutsch/ englisch) erstellt. In Zweifelsfällen ist der deutsche Wortlaut maßgeblich.

Warning: *The classification report is issued bilingual (German and English). In cases of doubt, the German wording is valid.*

Dieser Klassifizierungsbericht umfasst 6 Textseiten und 2 Beilagen. Textseiten und Beilagen sind mit unserem Dienstsiegel versehen. Die Vervielfältigung und Veröffentlichung des Klassifizierungsberichts, sowohl in vollem als auch in gekürztem Wortlaut sowie die Verwendung zur Werbung ist nur mit schriftlicher Genehmigung der MPA Universität Stuttgart zulässig. Der Klassifizierungsbericht wird unbeschadet der Rechte Dritter, insbesondere privater Schutzrechte, erteilt. Gerichtsstand und Erfüllungsort ist Stuttgart.

Materialprüfungsanstalt Universität Stuttgart
Pfaffenwaldring 32
70569 Stuttgart (Vaihingen)
USt.-ID-Nr. DE 147794196

Telefon:(0711) 685 - 0
Telefax:(0711) 685 - 62635
Internet: www.mpa.uni-stuttgart.de

BW-Bank Stuttgart / LBBW
Konto-Nr. 7 871 521 687 BLZ 600 501 01
IBAN: DE51 6005 0101 7871 5216 87
BIC/SWIFT-Code: SOLADESTXXX



08/2013

Am 15. September 2014 hatten Sie uns mit der Ausfertigung eines Klassifizierungsberichtes beauftragt. Dieser Klassifizierungsbericht zum Brandverhalten definiert die Klassifizierung, die dem Bauprodukt Isolierstege aus Vinylester "TECATHERM VE-R-G300" in Übereinstimmung mit den Verfahren nach DIN EN 13 501-1 : 2010 zugeordnet wird.

On 15th September 2014 we had been requested to issue a classification report. This classification report defines the classification assigned to the product insulating-profiles made of vinyl-ester "TECATHERM VE-R-G300" in accordance with the procedures given in EN 13 501-1: 2010.

1. Details zum klassifizierten Bauprodukt
Details of classified product

1.1 Allgemeines
General

Das Bauprodukt erfüllt angabegemäß keine europäische Produktspezifizierung.

This product as described by the sponsor, complies with none of the European product specifications.

1.2 Beschreibung des Bauprodukts
Product description

Das Bauprodukt wird nachstehend und in dem in Abschnitt 2 aufgeführten Prüfbericht (vergleiche Beilage 1), welcher der Klassifizierung zu Grunde liegt, vollständig beschrieben.

The product is described below or is described in the test report (see Beilage 1) in support of classification listed in clause 2.

Profilierte Isolierstege aus Vinylester mit 45 % Glasfaserverstärkung.
Insulating-profiles of vinyl-ester with 45 % glass-fibre reinforcement.

Breite: 15 mm
Width:

Rohdichte: 1,86 g/m³
Density:

Beilage 2, Abbildung 1 zeigt den Profil-Querschnitt.
Beilage 2, Abbildung 1 shows the cross-section of the profile.



2. Prüfberichte und Berichte zum erweiterten Anwendungsbereich und Prüfergebnisse zum Nachweis der Klassifizierung
Test reports/ extended application reports & test results in support of this classification

2.1 Prüfberichte und Berichte zum erweiterten Anwendungsbereich
Test reports/ extended application reports


Name der Prüfstelle <i>Name of laboratory</i>	Auftraggeber <i>Sponsor</i>	Nr. der Prüfberichte/ Berichte zum erweiterten Anwendungsbereich <i>Test reports No.</i>	Prüfverfahren/ Regeln zum erweiterten Anwendungsbereich <i>Test method/ extended application method</i>
MPA Stuttgart 0672	ENSINGER GmbH, 71154 Nufringen	902 8795 000-1 vom / <i>dated</i> 02. Oktober 2014	DIN EN ISO 11 925-2 : 2011



2.2 Prüfergebnisse
Test results

Prüfverfahren <i>Test method</i>	Parameter <i>Parameter</i>	Anzahl an Prüfungen <i>Number of tests</i>	Prüfergebnisse <i>Results</i>	
			Stetige Parameter <i>Continuous parameters Mittelwerte (m) Mean Values (m)</i>	Diskrete Parameter: überein- stimmend* <i>Compliance* with parameters</i>
DIN EN ISO 1182	ΔT (°C) t_f (s) Δm (%)	--		
DIN EN ISO 1716	PCS (MJ/kg) PCS (MJ/m ²)	--		
DIN EN 13 823	FIGRA _{0,2 MJ} (W/s) FIGRA _{0,4 MJ} (W/s) LFS < Kante/edge THR _{600s} (MJ) SMOGR (m ² /s ²) TSP _{600s} (m ²) brennendes Abtropfen/ Abfallen <i>flaming droplets/ particles</i>	--		
DIN EN ISO 11 925-2 Flächen-/ Kantenbeflammung <i>Surface/ edge flame attack</i> 15 s Beflammung/ <i>exposure</i> 30 s Beflammung/ <i>exposure</i> brennendes Abtropfen/ Abfallen <i>Flaming droplets/ particles</i>	Fs ≤ 150 mm Fs ≤ 150 mm Entzündung des Filterpapiers <i>Ignition of filter paper</i>	2 / 6		j n

*) j: ja / yes n: nein / no



3 Klassifizierung und Anwendungsbereich
Classification and field of application

Die Klassifizierung erfolgte nach DIN EN 13 501-1 : 2010, Abschnitt 11.3.
This classification has been carried out in accordance with EN 13 501-1, clause 11.3.

3.1 Klassifizierung

Das Bauprodukt "TECATHERM VE-R-G300" wird nach seinem Brandverhalten wie folgt klassifiziert:

The product "TECATHERM VE-R-G300" in relation with its fire behaviour is classified:

E

Die zusätzliche Klassifizierung zum brennenden Abtropfen ist:
The additional classification in relation with burning droplets/ particles is:

0

Das Bauprodukt wird damit in die folgende Brandverhaltensklasse eingestuft:
The product is classified in the reaction-to-fire performance class:

Klassifizierung des Brandverhaltens: E

3.2 Anwendungsbereich
Field of application

Die Klassifizierung in Abschnitt 3.1 gilt nur für das im Abschnitt 1 beschriebene Bauprodukt.
Classification in clause 3.1 is valid solely for the material as described in clause 1.



4. Einschränkungen und Hinweise
Limitations and warnings

- 4.1 In Verbindung mit anderen Baustoffen, insbesondere Dämmstoffen/ anderen Untergründen, mit anderen Abständen, Befestigungen, Fugenausbildungen/ Verbindungen, Dicken- oder Rohdichtebereichen als in Abschnitt 1 und 3.2 angegeben, kann das Brandverhalten so ungünstig beeinflusst werden, dass die Klassifizierung in Abs. 3.1 nicht mehr gilt. Das Brandverhalten in Verbindung mit anderen Baustoffen/ anderen Untergründen, Abständen, Befestigungen, Fugenausbildungen/ Verbindungen, Dicken- oder Rohdichtebereichen etc. ist gesondert nachzuweisen.

Used in connection with other materials, especially other substrates/ backings, air gaps/ voids, types of fixation, joints, thickness- or density-ranges than given in clause 1 and 3.2, its fire performance is likely to be influenced this negatively, that the given classification in clause 3.1 is no longer valid. Fire performance in connection with other materials, other substrates/ backings, air gaps/ voids, types of fixation, thickness- or density-ranges is to be tested and classified separately.

- 4.2 Wird das Bauprodukt mit brennbaren Schichten versehen, ist das Brandverhalten dieses Verbundes gesondert nachzuweisen.

If the product is furnished with any sort of combustible coating its fire performance is to be tested and classified separately.

- 4.3 Dieser Klassifizierungsbericht ist keine Typzulassung oder Produktzertifizierung.
This classification report does not represent any type of approval or certification of the product.

- 4.4 Die dem Bauprodukt in diesem Bericht zugeordnete Klassifizierung ist für eine Herstellererklärung zur Übereinstimmung innerhalb des Nachweisverfahrens System 3 zusammen mit einer CE-Kennzeichnung im Rahmen der Bauproduktenrichtlinie geeignet.

The classification assigned to the product in this report is appropriate to a declaration of conformity by the manufacturer within the context of system 3 attestation of conformity and CE-marking under the Construction Products Directive.

Abteilung Brandschutz / Fire Safety Department
Referat Brandverhalten von Baustoffen / Section Reaction-to-Fire

Der Bearbeiter
The Engineer in Charge



Dipl.-Ing. (FH) Frank Waibel



Der Leiter der Prüfstelle
Head of Notified Fire Testing Centre

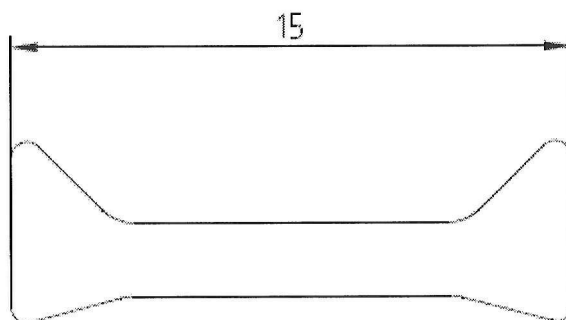


Dr. Stefan Lehner, Ltd. Akad. Direktor

Prüfbericht Nr. 902 8795 000-1 vom 02. Oktober 2014

Test report No. 902 8795 000-1 dated 2nd October 2014





**Querschnitt des Isolierstegs [mm]
Cross-section of the insulating-profile [mm]**

RAVATHERM™ XPS X H LB



Technical data sheet

Properties	Value	Unit	Standard	CE Code		
Density (typical value)	33	kg/m ³	EN 1602			
Thermal Conductivity Declared	0.031	< 150mm	W/m.K	EN 13164	λ _b	
	0.032	≥ 150mm	W/m.K			
Compressive stress or compressive strength @ 10% deformation	300		kPa	EN 826	CS(10Y)	
Tensile Strength ⁽¹⁾	600		kPa	EN 1607	TR	
Shear Strength	250		kPa	EN12090	SS	
Moduli (typical values)	E-Modulus(1)	<30.0 mm	12	MPa	EN 826	
		30 <= 80.0 mm	15	MPa	EN 826	
		> 80.0 mm	20	MPa	EN 826	
	Tensile Modulus(1)	> 50.0 mm	24	MPa	EN 1607	
	Shear Modulus G		8 ⁽²⁾	MPa	EN 12090	
Water vapour diffusion resistance factor μ (tabulated value)	150		-	EN 12086	MU	
Long term water absorption by total immersion	1.5		%	EN 12087	WL(T)	
Dimensional stability under specified temperature (70°C) and humidity conditions (90%rh)	< 5		%	EN 1604	DS(70,90)	
Coefficient of linear thermal expansion (typical value)	0.07		mm/(m.K)	-	-	
Fire Performance	E		Euroclass	EN 13501-1		
Temperature limits	-50/+75		°C	-		
Tolerances	Thickness	-0.5/+0.5		mm	EN 823 T	
		Width	-0/+3	<700.0 mm	mm	EN 822
		Width	-0/+5	>700.0 mm	mm	EN 822
		Length	-0/+10		mm	EN 822
Dimensions	Thickness	50 - 165	115	mm	EN 823	
		Width	600	1220	mm	EN 822
		Length	1900-2500	3050	mm	EN 822
Edge Profile	Butt Edge					
Surface finish	Planed					

DESIGNATION CODE: XPS-EN 13164-T3-CS(10Y)300-DS(70,90)-WL(T)1.5-TR600-SS250

1) Measured in thickness direction

2) Typical value for Shear Modulus, may vary with the inplane direction.

1 N/mm² = 10³ kPa = 1MPa

Material shall be stored inside in original packaging, away from direct sun light or heat sources

Note: The information and data contained in this technical data sheet do not represent exact sales specifications. The features of the products mentioned may vary. The information contained in this document has been provided in good faith, however it does not imply any liability, guarantee or assurance of product performance. It is the purchaser's responsibility to determine whether these products are suitable for the application desired and to ensure that the site of work and method of application conform with current legislation. No license is hereby granted for the use of patents or other industrial or intellectual property rights. If products are purchased, we advise following the most up-to-date suggestions and recommendations.