smart SYSTEMS

aliver 2000+

16/7/2007

VERANDA
VERANDA
WINTERGARTEN
CONSERVATORY

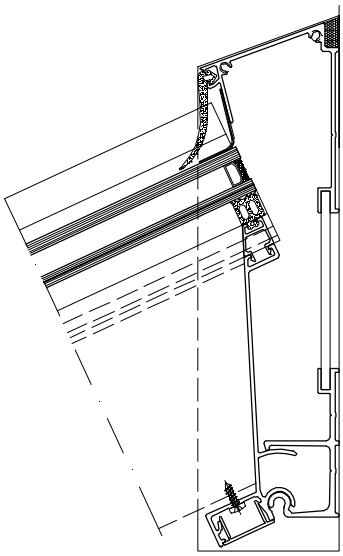

VR2000+a PROFIELEN ____ P. 23
PROFILS
PROFILE
PROFILES

VR2000+b TOEBEHOREN ____ P. 75
ACCESSOIRES
ZUBEHORTEILE
ACCESSORIES

VR2000+c STATICA ____ P. 115
STATIQUE
STATIK
STATICS

VR2000+d DOORSNEDEN ____ P. 129
COUPES
SCHNITT
SECTIONS

VR2000+e ZAAGTABELLEN ____ P. 187
TABLES DE SCIAGES
ZUSCHNITT-TABELLEN
SAWING TABLES

VR2000+f WERKTEKENINGEN ____ P. 205
DESSINS DE CONSTRUCTION
KONSTRUKTIONZEICHNUNGEN
CONSTRUCTION DRAWINGS

AFKORTINGEN / ABREVIATIONS / ABKURZUNGEN / ABBREVIATIONS

BR = BRUT - BRUT - ROH - BRUT
AN = GEANODISEERD - ANODISE - ELOXIERT - ANODISED
AN (■) = GELAKT - LAQUE - LACKIERT - LACQUERED -- RAL9006M
KL = STANDAARDKLEUREN - COULEURS STANDARDS - BASIS FARBEN - BASIC COLORS
GS = SPECIAAL GEMOFFELD - LAQUE SPECIAL - SPECIALFARBE - SPECIAL COLOR
Z = ZWART - NOIR - SCHWARZ - BLACK
W = WIT - BLANC - WEISS - WHITE

De tekeningen die voorgesteld zijn op schaal 1:1, kunnen kleine maatafwijkingen vertonen, te wijten aan de reproductietechniek van deze kataloog.

Les dessins représentés à l'échelle 1 peuvent avoir de légères variations dimensionelles dues aux techniques de reproduction de ce catalogue.

Die Zeichnungen im Maßstab 1:1 können aus technischen Reproduktionsgründen leichte Messungschwankungen darstellen.

The drawings represented on a scale 1 basis may have light dimensional variations due to the reproduction of the manual.

5de druk juni 2007

LIGGERS — P. 23
CHEVRONS
TRAGERS
ROOF BEAMS

ZIJLIGGERS — P. 27
CHEVRONS LATERAL
SEITENTRAGERS
ROOFS BEAM SIDE

VERHOOGSTUKKEN GOTEN — P. 31
REHAUSSES GOUTTIERES
ERHOHUNG RINNEN
PLATFORMS FUR GUTTERS

BASISPROFIEL VOOR SCHARNIER — P. 33
PROFILE DE BASE POUR PROFILE DE CHARNIERE
BASISPROFIL FUR SCHARNIERPROFIL
BASIC PROFILE FOR HINGE PROFILE

SCHARNIERPROFIELEN — P. 34
PROFIL DE CHARNIERE
SCHARNIERPROFIL
HINGE PROFILES

VERHOOGPROFIELEN — P. 40
PROFILS DE REHAUSSEMENT
ERHOHUNGPROFILEN
RAISE-PROFILES

VARIABELE HOEKPROFIELEN — P. 41
ANGLES VARIABLE
VARIABEL ECKPROFILEN
VARIABLE CORNERPROFILES

HOEKPROFIELEN — P. 43
CORNIERES
ECKPROFILEN
CORNERPROFILES

BINNENDEEL MUURPROFIELEN — P. 44
PROFILS INTERIEUR MURAL
MAUERPROFILEN INNEN
WALL PROFILES INSIDE

BUITENDEEL MUURPROFIELEN — P. 45
PROFILS EXTERIEUR MURAL
MAUERPROFILEN AUSSEN
WALL PROFILES OUTSIDE

POLYCARBONAATPROFIELEN — P. 49
PROFILS POLYCARBONAT
POLYCARBONATE PROFILEN
POLYCARBONATE PROFILES

DEKPROFIELEN — P. 50
PROFILS COUVERTURE
ABDECKPROFILEN
COVERPROFILES

KLEMLATTEN — P. 51
SUPPORTS
TRAGERS
SUB-PROFILES

ALU KLIPS — P. 52
CLIPS EN ALU
ALU KLIPSE
ALU CAPS

PVC KLIPS — P. 54
CLIPS EN PVC
PVC KLIPSE
PVC GLAZING CAPS

VERSTEVIGINGSPROFIELEN — P. 55
PROFILS DE RENFORCEMENT
VERSTARKUNGSPROFILE
STRENGTHENING PROFILES

GORDIJNRAILS — P. 57
GLISSIERES
VORHANGSCHIENEN
CURTAIN RAILS

PALEN — P. 58
POTEAUX
PFAHLEN
POSTS

HOEKPALEN — P. 61
POTEAUX A COIN
ECKPFAHLEN
CORNERPOSTS

KAPPEN VOOR PALEN — P. 62
CAPOTS POUR POTEAUX
KAPPEN FUR PFAHLEN
COVERS FOR POSTS

KAPPROFIELEN — P. 65
PROFILS DE CAPOT
DECKLEISTE PROFILEN
CAP PROFILES

OPZETPROFIELEN ____ P. 66
PROFILS ASSEMBLAGE
ZUSAMMENFUGUNG PROFILEN
ASSEMBLAGE PROFILES

RINGBALK ____ P. 67
POUTRE D'ANNEAU
RINGBALKEN
RINGBEAM

GOOT VERANDA ROLLUIK GEINTEGREERD ____ P. 68
GOUTTIERE VERANDA VOLET INT;
DACHRINNEN WINTERGARTEN ROLLADEN INT;
HEADGUTTERS BLIND INT;

DEKSEL VOORKANT ____ P. 69
CAPOT FACE AVANT
AFSCHLIEßPROFIL
COVERFRONT

STEUNPROFIELEN ____ P. 70
PROFILS DE SUPPORT
STUTZEPROFILEN
SUPPORT PROFILES

NOKPROFIELEN ____ P. 71
DOUBLE FAITIERES
FIRST
RIDGE PROFILES

DIVERSE PROFIELEN ____ P. 72
PROFILS DIVERS
DIVERS PROFILEN
VARIED PROFILES

VERANDA MET GLAS / POLYCARBONAAT _____ P. 129
VERANDA AVEC VERRE / POLYCARBONAT
WINTERGARTEN MIT GLAS / POLYCARBONAT
CONSERVATORY WITH GLASS / POLYCARBONATE

VERANDA MET ROLLUIK _____ P. 181
VERANDA AVEC VOLET
WINTERGARTEN MIT ROLLADEN
CONSERVATORY WITH BLINDS

VERANDA MET DUBBEL GLAS VAN 5° TOT 22° _____ P. 188
VERANDA AVEC DOUBLE VITRAGE DE 5° JUSQU'A 22°
WINTERGARTEN MIT DOPPEL VERGLASUNG VON 5° BIS 22°
CONSERVATORY WITH DOUBLE GLAZING FROM 5° UP TO 22°

BEREKENING C1/Y VAN 5° TOT 22° _____ P. 190
CALCULATION C1/Y DE 5° JUSQU'A 22°
BEREICHNUNG C1/Y VON 5° BIS 22°
CALCULATION C1/Y FROM 5° UP TO 22°

VERANDA MET DUBBEL GLAS VAN 22° TOT 45° _____ P. 191
VERANDA AVEC DOUBLE VITRAGE DE 22° JUSQU'A 45°
WINTERGARTEN MIT DOPPEL VERGLASUNG VON 2° BIS 45°
CONSERVATORY WITH DOUBLE GLAZING FROM 22° UP TO 45°

BEREKENING C1/Y VAN 22° TOT 45° _____ P. 193
CALCULATION C1/Y DE 22° JUSQU'A 45°
BEREICHNUNG C1/Y VON 22° BIS 45°
CALCULATION C1/Y FROM 22° UP TO 45°

VERANDA MET POLYCARBONAAT VAN 5° TOT 22° _____ P. 196
VERANDA AVEC POLYCARBONATE DE 5° JUSQU'A 22°
WINTERGARTEN MIT POLYCARBONAT VON 5° BIS 22°
CONSERVATORY WITH POLYCARBONATE FROM 5 UP TO 22°

VERANDA MET POLYCARBONAAT VAN 22° TOT 45° _____ P. 198
VERANDA AVEC POLYCARBONATE DE 22° JUSQU'A 45°
WINTERGARTEN MIT POLYCARBONAT VON 22° BIS 45°
CONSERVATORY WITH POLYCARBONATE FROM 22 UP TO 45°

BEREKENING C1/C2 VAN 5° TOT 45° _____ P. 200
CALCULATION C1/C2 DE 5° JUSQU'A 45°
BEREICHNUNG C1/C2 VON 5° BIS 45°
CALCULATION C1/C2 FROM 5° UP TO 45°

BEREKENING Y VAN 5° TOT 45° _____ P. 202
CALCULATION Y DE 5° JUSQU'A 45°
BEREICHNUNG Y VON 5° BIS 45°
CALCULATION Y FROM 5° UP TO 45°

MONTAGE GOOT P. 206
MONTAGE GOUTTIERE
AUFSTELLEN DACHRINNE
ASSEMBLY GUTTER

MONTAGE MUURPROFIEL P. 208
MONTAGE PROFIL MURAL
AUFSTELLEN MAUERPROFIL
ASSEMBLY WALL PROFILE

MONTAGE GOOT MET DUBBEL GLAS P. 210
MONTAGE GOUTTIERE AVEC DOUBLE VITRAGE
AUFSTELLEN DACHRINNE MIT DOPPEL VERGLASUNG
ASSEMBLY GUTTER WITH DOUBLE GLAZING

MONTAGE PAAL P. 212
MONTAGE POTEAU
AUFSTELLEN PFAHL
ASSEMBLY POST

MONTAGE ACVR2031 P. 213
MONTAGE ACVR2031
AUFSTELLEN ACVR2031
ASSEMBLY ACVR2031

MONTAGE VR2030 MET DUBBEL GLAS VAN 5° TOT 45° P. 214
MONTAGE VR2030 AVEC DOUBLE VITRAGE DE 5° JUSQU'A 45°
AUFSTELLEN VR2030 MIT DOPPEL VERGLASUNG VON 5° BIS45°
ASSEMBLY VR2030 WITH DOUBLE GLAZING FROM 5° UP TO 45°

MONTAGE TREKKER P. 215
MONTAGE TIRANT
AUFSTELLEN BRACKET
ASSEMBLY BRACKET

MONTAGE NOK P. 216
MONTAGE FAITIERE
MONTAGE DACHFIRST
ASSEMBLY RIDGE

MONTAGE BOORMAL VOOR VR2016/2017 P. 217
MONTAGE CALIBRE
AUFSTELLEN BOHRSCHABLONE
ASSEMBLY BORING JIG SET

MONTAGE BOORMAL VOOR VR116/117 P. 218
MONTAGE CALIBRE
AUFSTELLEN BOHRSCHABLONE
ASSEMBLY BORING JIG SET

MONTAGE GOOT MET ROLLUIK P. 219
MONTAGE GOUTTIERE AVEC VOLET
AUFSTELLEN RINNE MIT ROLLADEN
ASSEMBLY GUTTER WITH BLINDS

MONTAGE ACVR2724 P. 220
MONTAGE ACVR2724
AUFSTELLEN ACVR2724
ASSEMBLY ACVR2724

BEWERKING VR2773/VR2775 P. 221
USINAGE VR2773/VR2775
BEARBEITUNG VR2773/VR2775
MACHINING VR2773/VR2775

BEWERKING VR212 P. 222
USINAGE VR212
BEARBEITUNG VR212
MACHINING VR212

BEWERKING VR212 MET VR2217 P. 223
USINAGE VR212 AVEC VR2217
BEARBEITUNG VR212 MIT VR2217
MACHINING VR212 WITH VR2217

BEWERKING VR2011 P. 224
USINAGE VR2011
BEARBEITUNG VR2011
MACHINING VR2011

BEWERKING SCHARNIERPROFIEL EN GOOT P. 225
USINAGE PROFIL CHARNIERE ET GOUTTIERE
BEARBEITUNG SCHARNIERPROFIL UND DACHRINNE
MACHINING HINGE PROFILE AND GUTTER

BIJKOMENDE ONDERSTEUNING VOOR GOOT P. 226
SUPPORT SUPPLEMENTAIRE POUR GOUTTIERE
ZUSATLICHE UNTERSTUTZUNG FUR DACHRINNE
ADDITIONAL SUPPORT FOR GUTTER

OVERZICHT KOPPLATEN GOOT P. 228
RESUME FERMETURES LATERALES GOUTTIERE
UBERSICHT ENDKAPPE DACHRINNE
OVERVIEW GUTTER SIDEPLATES

MAATBEPALING HOOGTE TRAPEZIUM VAN 5° TOT 22° P. 229
DIMENSIONS HAUTEUR TRAPEZE DE 5° JUSQU'A 22°
MASSBESTIMMUNG HOHE TRAPEZ VON 5° BIS 22°
MEASURE TRAPEZIUM HEIGHT FROM 5° UP TO 22°

MAATBEPALING HOOGTE TRAPEZIUM VAN 22° TOT 45° P. 232
DIMENSIONS HAUTEUR TRAPEZE DE 22° JUSQU'A 45°
MASSBESTIMMUNG HOHE TRAPEZ VON 22° BIS 45°
MEASURE TRAPEZIUM HEIGHT FROM 22° BIS 45°

OVERLOOP P. 235
TROP PLEIN
UBERLAUFEN KONTROLLE
OVERFLOW CONTROL

WATERAFVOER PVC P. 236
CREPINE PVC
REGENABFUR PVC
LEAF TRAP PVC

NUMMER NUMERO NUMMER NUMBER	AFBEELDING IMAGE BILD PICTURE	BLAD PAGE SEITE PAGE	OMTREK PERIM. UMRIB PERIM. mm	MECH. MEC. MECH. MEC. mm	Ix (cm4) / Wx (cm3)	Iy (cm4) / Wy (cm3)	LENGTE LONG. LANGE LENGTH	VERP. PER EMB. PAR PACK PR. PACK PR.	BR	AN	KL	GS	M1
VR011N	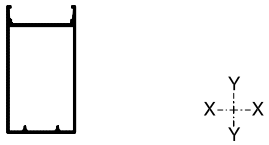	23	356,3	272	79.31 / 14.89	32.89 / 11.54	2.3 3.5 4.6 7	2	X	X	X	X	
VR011V	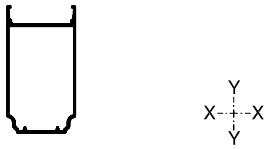	24	348,3	263,9	80.08 / 14.99	33.78 / 11.85	4.6 7	2	X	X	X	X	
VR011ST	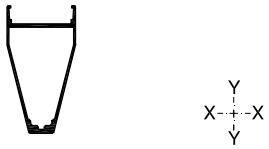	24	324.4	240	84.55 / 16.09	23.84 / 8.36	7	2	X	X	X	X	
VR030	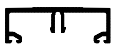	52	268	91	-	-	7	2	X	X	X	X	
VR031	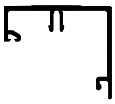	53	331.6	123.3	-	-	7	2	X	X	X	X	
VR032	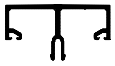	52	304.8	91	-	-	7	2	X	X	X	X	
VR033	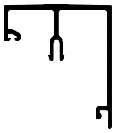	53	400	139	-	-	7	2	X	X	X	X	
VR034		52	286.1	91	-	-	7	2	X	X	X	X	
VR035	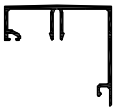	53	360.3	128	-	-	7	2	X	X	X	X	

BR = BRUT - BRUT - ROH - BRUT
AN = ANODISATIE - ANODISE - ELOXIERT - ANODISED
KL = STANDAARDKLEUREN - COULEUR STANDARD - BASIS FARBEN - BASIC COLORS
GS = GEMOFFELD SPECIAAL - LAQUE SPECIAL - SPECIALFARBE - SPECIAL COLOR
M1 = BICOLOR - BICOLOR - BICOLOR - BICOLOR

A = BUITEN - EXTERIEUR - AUSSEN - OUTSIDE
B = BINNEN - INTERIEUR - INNEN - INSIDE

aliver2000+

smart® SYSTEMS

PROFIELEN - PROFILS - PROFILE - PROFILES

NUMMER NUMERO NUMMER NUMBER	AFBEELDING IMAGE BILD PICTURE	BLAD PAGE SEITE PAGE	OMTREK PERIM. UMRIB PERIM. mm	MECH. MEC. MECH. MEC. mm	Ix (cm4) / Wx (cm3)	Iy (cm4) / Wy (cm3)	LENGTE LONG. LANGE LENGTH	VERP. PER EMB. PAR PACK PR. PACK PR.	BR	AN	KL	GS	M1
VR036		52	287.5	91	-	-	7	4	X	X	X	X	
VR037	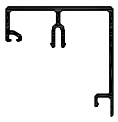	53	371.5	131.7	-	-	7	2	X	X	X	X	
VR042		50	93.7	49	-	-	6	10	X	X	X	X	
VR045		50	211.5	86.5	-	-	3.5 7	2	X	X	X	X	
VR046		50	231.5	96.5	-	-	3.5 7	2	X	X	X	X	
VR052		73	119,5	-	-	-	7	-	X				
VR060	Al	55	260	-	64.75 / 16.18	30.8 / 12.32	7	-	X				
VR061	 Fe	55	253,1	-	81.03 / 20.25	38.23 / 15.29	6	-	X				
VR062	Fe	55	233,1	-	69.03 / 17.25	22.5 / 11.25	6	-	X				

A = BUITEN - EXTERIEUR - AUSSEN - OUTSIDE
B = BINNEN - INTERIEUR - INNEN - INSIDE

BR = BRUT - BRUT - ROH - BRUT
AN = ANODISATIE - ANODISE - ELOXIERT - ANODISED
KL = STANDAARDKLEUREN - COULEUR STANDARD - BASIS FARBEN - BASIC COLORS
GS = GEMOFFELD SPECIAAL - LAQUE SPECIAL - SPECIALFARBE - SPECIAL COLOR
M1 = BICOLOR - BICOLOR - BICOLOR - BICOLOR

NUMMER NUMERO NUMMER NUMBER	AFBEELDING IMAGE BILD PICTURE	BLAD PAGE SEITE PAGE	OMTREK PERIM. UMRIB PERIM. mm	MECH. MEC. MECH. MEC. mm	Ix (cm4) / Wx (cm3)	Iy (cm4) / Wy (cm3)	LENGTE LONG. LANGE LENGTH	VERP. PER EMB. PAR PACK PR. PACK PR.	BR	AN	KL	GS	M1
VR063	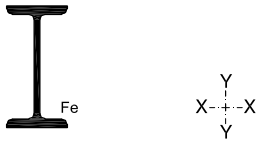	56	375.5	-	171.81 / 34.36	13.25 / 5.3	6	-	X				
VR075		72	54,1	-	-	-	6.5	-	X	Z			
VR111N		23	292,3	208	29.19 / 7.79	24.79 / 8.7	7	2	X	X	X	X	
VR123		31	408,4	240	-	-	7	2	X	X	X	X	
VR124		31	273.6	213.6	-	-	7	2	X	X	X	X	
VR125	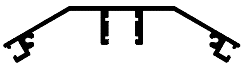	73	451,3	138	-	-	7	2	X	X	X	X	
VR126		73	133,4	-	-	-	7	-	X				
VR127		73	234	-	-	-	7	-	X				
VR173		66	200,8	65	-	-	4.7 5.5	5	X	X	X	X	

BR = BRUT - BRUT - ROH - BRUT
AN = ANODISATIE - ANODISE - ELOXIERT - ANODISED
KL = STANDAARDKLEUREN - COULEUR STANDARD - BASIS FARBEN - BASIC COLORS
GS = GEMOFFELD SPECIAAL - LAQUE SPECIAL - SPECIALFARBE - SPECIAL COLOR
M1 = BICOLOR - BICOLOR - BICOLOR - BICOLOR

A = BUITEN - EXTERIEUR - AUSSEN - OUTSIDE
B = BINNEN - INTERIEUR - INNEN - INSIDE

aliver2000+

smart® SYSTEMS

PROFIELEN - PROFILS - PROFILE - PROFILES

NUMMER NUMERO NUMMER NUMBER	AFBEELDING IMAGE BILD PICTURE	BLAD PAGE SEITE PAGE	OMTREK PERIM. UMRIB PERIM. mm	MECH. MEC. MECH. MEC. mm	Ix (cm4) / Wx (cm3)	Iy (cm4) / Wy (cm3)	LENGTE LONG. LANGE LENGTH	VERP. PER EMB. PAR PACK PR. PACK PR.	BR	AN	KL	GS	M1
VR174		66	220,5	85	-	-	4.7 5.5	5	X	X	X	X	
VR212	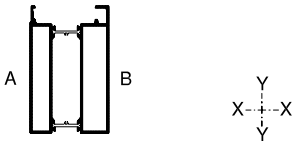	27	424	212	91.88 / 16.68	49.45 / 15.03	6.5	1	X	X	X	X	X
VR217	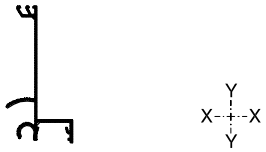	39	468,7	120	51.28 / 7.77	6.72 / 2.41	2.3 3.5 4.6 7	2	X	X	X	X	
VR218	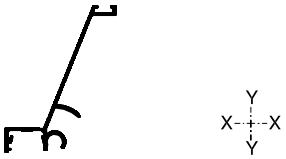	39	467	148	55.67 / 8.65	20.31 / 4.82	2.3 3.5 4.6 7	2	X	X	X	X	
VR425		44	353	49	23.8 / 5.33	5.27 / 2.03	2.3 3.5 4.6 7	2	X	X	X	X	
VR426	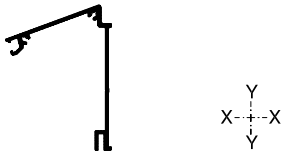	45	424.4	68	37.53 / 6.38	20.03 / 4	7	2	X	X	X	X	
VR427	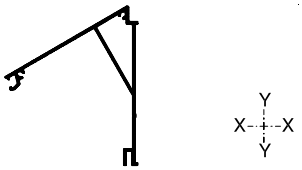	46	512.4	108.8	67.44 / 9.36	61.01 / 8.4	7	2	X	X	X	X	
VR514	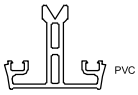	54	-	-	-	-	7	-	X				
VR515	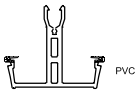	54	-	-	-	-	7	-	X				

A = BUITEN - EXTERIEUR - AUSSEN - OUTSIDE
B = BINNEN - INTERIEUR - INNEN - INSIDE

BR = BRUT - BRUT - ROH - BRUT
AN = ANODISATIE - ANODISE - ELOXIERT - ANODISED
KL = STANDAARDKLEUREN - COULEUR STANDARD - BASIS FARBEN - BASIC COLORS
GS = GEMOFFELD SPECIAAL - LAQUE SPECIAL - SPECIALFARBE - SPECIAL COLOR
M1 = BICOLOR - BICOLOR - BICOLOR - BICOLOR

NUMMER NUMERO NUMMER NUMBER	AFBEELDING IMAGE BILD PICTURE	BLAD PAGE SEITE PAGE	OMTREK PERIM. UMRIB PERIM. mm	MECH. MEC. MECH. MEC. mm	Ix (cm4) / Wx (cm3)	Iy (cm4) / Wy (cm3)	LENGTE LONG. LANGE LENGTH	VERP. PER EMB. PAR PACK PR. PACK PR.	BR	AN	KL	GS	M1
VR515A	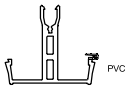	54	-	-	-	-	7	-	X				
VR565		40	121	15	-	-	3.5 7	6	X	X	X	X	
VR566		40	161	16	-	-	3.5 7	6	X	X	X	X	
VR571	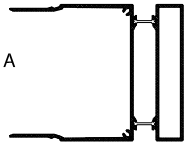	59	776	276	181.35 / 19.14	221.97 / 40.35	4.7 5.5	1	X	X	X	X	X
VR572		62	533	244.7	25.11 / 4.78	98.00 / 17.82	4.7 5.5	2	X	X	X	X	
VR573	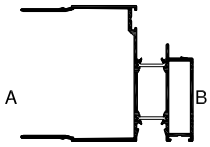	60	801	213.4	155.67 / 17.71	170.56 / 27.65	2.3 4.7 5.5	1	X	X	X	X	X
VR574		63	546	236.6	21.04 / 4.29	109.58 / 19.92	4.7 5.5	2	X	X	X	X	
VR910	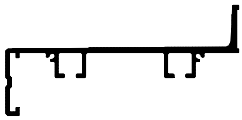	57	521	494	5.19 / 1.66	96.15 / 15.47	7	2	X	X	X	X	
VR912		57	386.5	361.1	-	-	7	2	X	X	X	X	

BR = BRUT - BRUT - ROH - BRUT
AN = ANODISATIE - ANODISE - ELOXIERT - ANODISED
KL = STANDAARDKLEUREN - COULEUR STANDARD - BASIS FARBEN - BASIC COLORS
GS = GEMOFFELD SPECIAAL - LAQUE SPECIAL - SPECIALFARBE - SPECIAL COLOR
M1 = BICOLOR - BICOLOR - BICOLOR - BICOLOR

A = BUITEN - EXTERIEUR - AUSSEN - OUTSIDE
B = BINNEN - INTERIEUR - INNEN - INSIDE

aliver2000+

smart® SYSTEMS

PROFIELEN - PROFILS - PROFILE - PROFILES

NUMMER NUMERO NUMMER NUMBER	AFBEELDING IMAGE BILD PICTURE	BLAD PAGE SEITE PAGE	OMTREK PERIM. UMRIB PERIM. mm	MECH. MEC. MECH. MEC. mm	Ix (cm4) / Wx (cm3)	Iy (cm4) / Wy (cm3)	LENGTE LONG. LANGE LENGTH	VERP. PER EMB. PAR PACK PR. PACK PR.	BR	AN	KL	GS	M1
VR1040	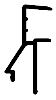	49	203,8	59,4	-	-	7	6	X	X	X	X	
VR1041	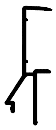	49	235,8	75,4	-	-	7	6	X	X	X	X	
VR1042	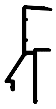	49	211,8	63,3	-	-	7	6	X	X	X	X	
VR1043	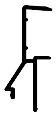	49	221,7	68,5	-	-	7	6	X	X	X	X	
VR2011		25	396,3	312	178.28 / 26.33	47.59 / 16.69	2.3 3.5 4.6 7	1	X	X	X	X	
VR2011B		26	388.7	304.3	180.54 / 26.23	47.33 / 16.61	7	1	X	X	X	X	
VR2011V		25	388,3	307.1	176.17 / 26.40	43.05 / 15.11	7	1	X	X	X	X	
VR2016	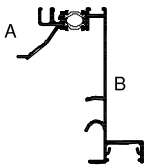	34	784.5	235.5	156.45 / 21.33	47.79 / 8.09	2.3 3.5 4.6 7	1	X	X	X	X	X
VR2017	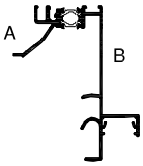	35	785.6	215.5	132.09 / 17.31	47.78 / 8.09	2.3 3.5 4.6 7	1	X	X	X	X	X

A = BUITEN - EXTERIEUR - AUSSEN - OUTSIDE
B = BINNEN - INTERIEUR - INNEN - INSIDE

BR = BRUT - BRUT - ROH - BRUT
AN = ANODISATIE - ANODISE - ELOXIERT - ANODISED
KL = STANDAARDKLEUREN - COULEUR STANDARD - BASIS FARBEN - BASIC COLORS
GS = GEMOFFELD SPECIAAL - LAQUE SPECIAL - SPECIALFARBE - SPECIAL COLOR
M1 = BICOLOR - BICOLOR - BICOLOR - BICOLOR

NUMMER NUMERO NUMMER NUMBER	AFBEELDING IMAGE BILD PICTURE	BLAD PAGE SEITE PAGE	OMTREK PERIM. UMRIB PERIM. mm	MECH. MEC. MECH. MEC. mm	Ix (cm4) / Wx (cm3)	Iy (cm4) / Wy (cm3)	LENGTE LONG. LANGE LENGTH	VERP. PER EMB. PAR PACK PR. PACK PR.	BR	AN	KL	GS	M1
VR2021	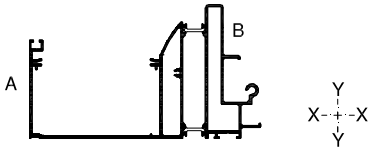	30	1017.1	267.8	176.87 / 24.84	591.41 / 54.90	2.3 3.5 4.6 7	1	X	X	X	X	X
VR2022	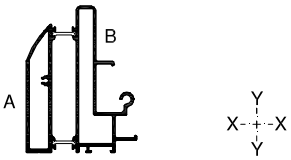	33	532.7	130.2	115.74 / 17.96	62.40 / 13.00	7	1	X	X	X	X	X
VR2030		72	287	75	-	-	2.3 3.5 4.6 7	2	X	X	X	X	
VR2031		72	260	75.1	-	-	7		X	X	X	X	
VR2060		55	298	-	173.49 / 34.69	56.12 / 22.44	7	-	X				
VR2116	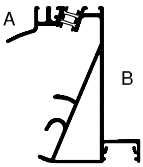	36	815	259	208.27 / 32.26	55.96 / 9.28	2.3 3.5 4.6 7	2	X	X	X	X	X
VR2117	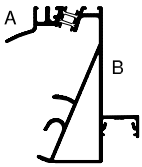	37	815	262	188.51 / 28.18	55.96 / 9.28	2.3 3.5 4.6 7	2	X	X	X	X	X
VR2121	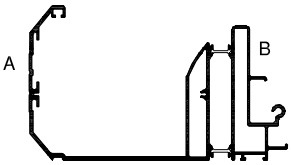	30	1145.4	317.3	267.31 / 32.75	967.04 / 85.21	2.3 3.5 4.6 7	1	X	X	X	X	X
VR2122		55	216	-	66.67 / 13.33	0.43 / 1.06	6	-	X				

BR = BRUT - BRUT - ROH - BRUT
AN = ANODISATIE - ANODISE - ELOXIERT - ANODISED
KL = STANDAARDKLEUREN - COULEUR STANDARD - BASIS FARBEN - BASIC COLORS
GS = GEMOFFELD SPECIAAL - LAQUE SPECIAL - SPECIALFARBE - SPECIAL COLOR
M1 = BICOLOR - BICOLOR - BICOLOR - BICOLOR

A = BUITEN - EXTERIEUR - AUSSEN - OUTSIDE
B = BINNEN - INTERIEUR - INNEN - INSIDE

aliver2000+

smart® SYSTEMS

PROFIELEN - PROFILS - PROFILE - PROFILES

NUMMER NUMERO NUMMER NUMBER	AFBEELDING IMAGE BILD PICTURE	BLAD PAGE SEITE PAGE	OMTREK PERIM. UMRIB PERIM. mm	MECH. MEC. MECH. MEC. mm	Ix (cm4) / Wx (cm3)	Iy (cm4) / Wy (cm3)	LENGTE LONG. LANGE LENGTH	VERP. PER EMB. PAR PACK PR. PACK PR.	BR	AN	KL	GS	M1
VR2125	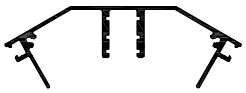	71	561.3	142.9	-	-	7		X	X	X	X	
VR2151	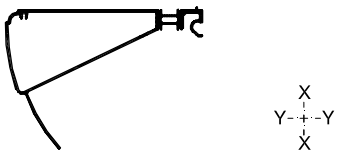	41	601.6	261.6	245.9 / 26.71	86.87 / 10.09	6.5	1	X	X	X	X	X
VR2152		42	547.3	218.2	249.65 / 28.34	19.99 / 3.56	6.5	1	X	X	X	X	X
VR2216	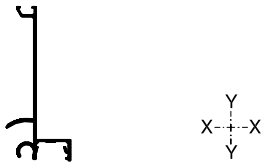	38	493	165	74.67 / 9.3	6.67 / 2.4	2.3 3.5 4.6 7	1	X	X	X	X	
VR2217	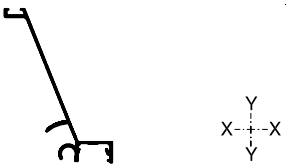	38	510	173	87.69 / 11.5	26.52 / 5.66	2.3 3.5 4.6 7	1	X	X	X	X	
VR2426	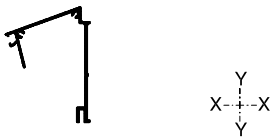	47	468	70	37.67 / 6.43	24.04 / 5.07	2.3 3.5 4.6 7	2	X	X	X	X	
VR2427	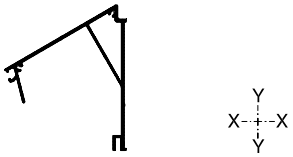	48	555	111	69.05 / 9.73	72.19 / 10.39	2.3 3.5 4.6 7	2	X	X	X	X	
VR2571	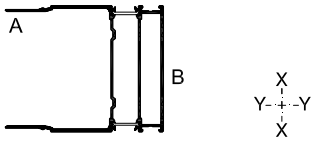	58	751.5	219.7	166.84 / 17.76	200.47 / 36.45	2.3 4.7 5.5	1	X	X	X	X	X
VR2574	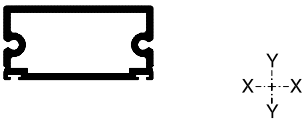	73	287	101.3	16.64 / 8.56	60.73 / 15.43	6.5	2	X	X	X	X	

A = BUITEN - EXTERIEUR - AUSSEN - OUTSIDE
B = BINNEN - INTERIEUR - INNEN - INSIDE

BR = BRUT - BRUT - ROH - BRUT
AN = ANODISATIE - ANODISE - ELOXIERT - ANODISED
KL = STANDAARDKLEUREN - COULEUR STANDARD - BASIS FARBEN - BASIC COLORS
GS = GEMOFFELD SPECIAAL - LAQUE SPECIAL - SPECIALFARBE - SPECIAL COLOR
M1 = BICOLOR - BICOLOR - BICOLOR - BICOLOR

NUMMER NUMERO NUMMER NUMBER	AFBEELDING IMAGE BILD PICTURE	BLAD PAGE SEITE PAGE	OMTREK PERIM. UMRIB PERIM. mm	MECH. MEC. MECH. MEC. mm	Ix (cm4) / Wx (cm3)	Iy (cm4) / Wy (cm3)	LENGTE LONG. LANGE LENGTH	VERP. PER EMB. PAR PACK PR. PACK PR.	BR	AN	KL	GS	M1
VR2575		50	323.6	164.2	-	-	6.5	2	X	X	X	X	
VR2612	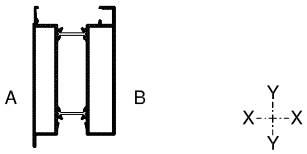	28	486,6	289.5	104.42 / 17.91	57.84 / 17.09	2.3 3.5 4.6 7	1	X	X	X	X	X
VR2613	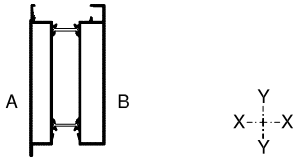	29	526,6	329.5	169.82 / 24.87	66.79 / 19.73	2.3 3.5 4.6 7	1	X	X	X	X	X
VR2614		72	147,9	50.5	-	-	7	6	X	X	X	X	
VR2710	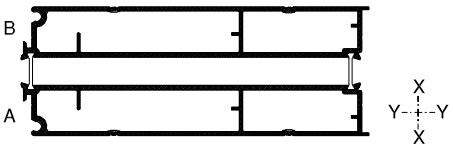	66	568,6	362	621.38 / 66.89	103.59 / 30.43	7	1	X	X	X	X	X
VR2720	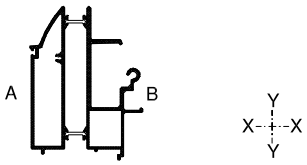	67	657,7	108	171.07 / 26.35	92.35 / 17.86	7	1	X	X	X	X	X
VR2721	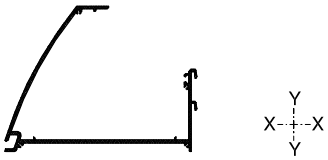	68	978	171	199.41 / 22.16	436.22 / 46.51	7	1	X	X	X	X	
VR2722		69	601	240	385.52 / 31.75	13.52 / 3.97	7	1	X	X	X	X	
VR2723		72	294,6	133	-	-	7	2	X	X	X	X	

BR = BRUT - BRUT - ROH - BRUT
AN = ANODISATIE - ANODISE - ELOXIERT - ANODISED
KL = STANDAARDKLEUREN - COULEUR STANDARD - BASIS FARBEN - BASIC COLORS
GS = GEMOFFELD SPECIAAL - LAQUE SPECIAL - SPECIALFARBE - SPECIAL COLOR
M1 = BICOLOR - BICOLOR - BICOLOR - BICOLOR

A = BUITEN - EXTERIEUR - AUSSEN - OUTSIDE
B = BINNEN - INTERIEUR - INNEN - INSIDE

aliver2000+

smart® SYSTEMS

PROFIELEN - PROFILS - PROFILE - PROFILES

NUMMER NUMERO NUMMER NUMBER	AFBEELDING IMAGE BILD PICTURE	BLAD PAGE SEITE PAGE	OMTREK PERIM. UMRIB PERIM. mm	MECH. MEC. MECH. MEC. mm	Ix (cm4) / Wx (cm3)	Iy (cm4) / Wy (cm3)	LENGTE LONG. LANGE LENGTH	VERP. PER EMB. PAR PACK PR. PACK PR.	BR	AN	KL	GS	M1
VR2724		70	376	127	-	-	7	2	X	X	X	X	
VR2772	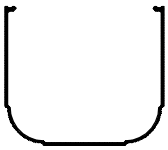	64	550	265	-	-	6.6	2	X	X	X	X	
VR2774	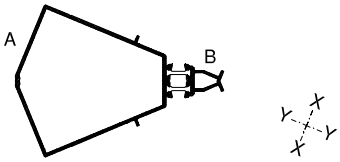	61	393	211,3	78.49 / 12.57	41.01 / 7.27	6.6	1	X	X	X	X	
VR2775		70	281	45	33.11 / 6.57	7.67 / 2.32	6.6	2	X	X	X	X	
VR9521		32	523	197.6	83.20 / 10.89	15.63 / 3.76	7	2	X	X	X	X	
VR9522		32	463	176	-	-	7	2	X	X	X	X	
DK052N		50	171,4	96	-	-	4.6 7	4	X	X	X	X	
DK053		50	191,4	97.5	-	-	7	4	X	X	X	X	
DK054	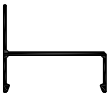	50	240	146	-	-	7	2	X	X	X	X	

A = BUITEN - EXTERIEUR - AUSSEN - OUTSIDE
B = BINNEN - INTERIEUR - INNEN - INSIDE

BR = BRUT - BRUT - ROH - BRUT
AN = ANODISATIE - ANODISE - ELOXIERT - ANODISED
KL = STANDAARDKLEUREN - COULEUR STANDARD - BASIS FARBEN - BASIC COLORS
GS = GEMOFFELD SPECIAAL - LAQUE SPECIAL - SPECIALFARBE - SPECIAL COLOR
M1 = BICOLOR - BICOLOR - BICOLOR - BICOLOR

NUMMER NUMERO NUMMER NUMBER	AFBEELDING IMAGE BILD PICTURE	BLAD PAGE SEITE PAGE	OMTREK PERIM. UMRIB PERIM. mm	MECH. MEC. MECH. MEC. mm	Ix (cm4) Wx (cm3)	Iy (cm4) Wy (cm3)	LENGTE LONG. LANGE LENGTH	VERP. PER EMB. PAR PACK PR. PACK PR.	BR	AN	KL	GS	M1
DK154		50	-	-	-	-	7	-	X				
DK155		51	210,4	-	-	-	7	-	X				
MC050		65	206,3	102	-	-	7	6	X	X	X	X	
MC054		51	200,8	-	0.41 0.35	6.88 2.52	7	2	X	X	X	X	
MC055		72	129	59	-	-	2.3 3.5 7	2	X	X	X	X	
MC150		51	185,3	-	-	-	7	2	X	X	X	X	
MC152		51	186,3	-	-	-	7	2	X	X			
MC154		51	214,3	-	-	-	7	2	X	X	X	X	
MC157	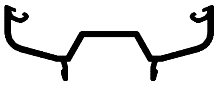	51	427,5	111	-	-	7	2	X	X	X	X	

BR = BRUT - BRUT - ROH - BRUT
AN = ANODISATIE - ANODISE - ELOXIERT - ANODISED
KL = STANDAARDKLEUREN - COULEUR STANDARD - BASIS FARBEN - BASIC COLORS
GS = GEMOFFELD SPECIAAL - LAQUE SPECIAL - SPECIALFARBE - SPECIAL COLOR
M1 = BICOLOR - BICOLOR - BICOLOR - BICOLOR

A = BUITEN - EXTERIEUR - AUSSEN - OUTSIDE
B = BINNEN - INTERIEUR - INNEN - INSIDE

aliver2000+

smart® SYSTEMS

PROFIELEN - PROFILS - PROFILE - PROFILES

NUMMER NUMERO NUMMER NUMBER	AFBEELDING IMAGE BILD PICTURE	BLAD PAGE SEITE PAGE	OMTREK PERIM. UMRIB PERIM. mm	MECH. MEC. MECH. MEC. mm	Ix (cm4) / Wx (cm3)	Iy (cm4) / Wy (cm3)	LENGTE LONG. LANGE LENGTH	VERP. PER EMB. PAR PACK PR. PACK PR.	BR	AN	KL	GS	M1
SR014		72	110,4	31	-	-	3.5 7	10	X	X	X	X	
SR031	 Fe	55	293	-	140.99 / 28.19	46.6 / 18.64	6	1	X				
UTL010		43	120	60	-	-	6	10	X	X	X	X	
UTL045		43	160	80	-	-	6	6	X	X	X	X	
UTL056		43	139	70	-	-	6	6	X	X	X	X	
VL75		72	54	-	-	-	6.5	10	X	X			
VT052		65	214	109	-	-	7	2	X	X	X	X	
VT056		52	237	83	-	-	7	6	X	X	X	X	
VT123		31	304	109	-	-	7	2	X	X	X	X	

A = BUITEN - EXTERIEUR - AUSSEN - OUTSIDE
B = BINNEN - INTERIEUR - INNEN - INSIDE

BR = BRUT - BRUT - ROH - BRUT
AN = ANODISATIE - ANODISE - ELOXIERT - ANODISED
KL = STANDAARDKLEUREN - COULEUR STANDARD - BASIS FARBEN - BASIC COLORS
GS = GEMOFFELD SPECIAAL - LAQUE SPECIAL - SPECIALFARBE - SPECIAL COLOR
M1 = BICOLOR - BICOLOR - BICOLOR - BICOLOR

VR011N

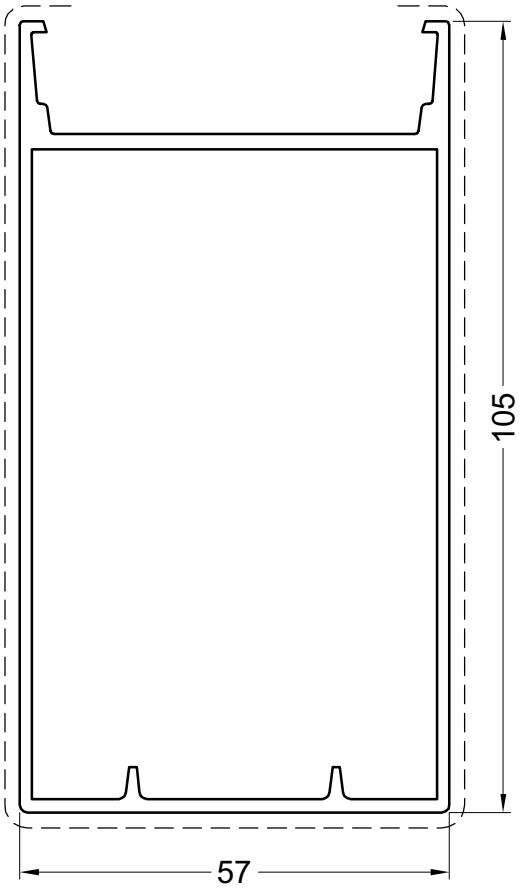

VR111N

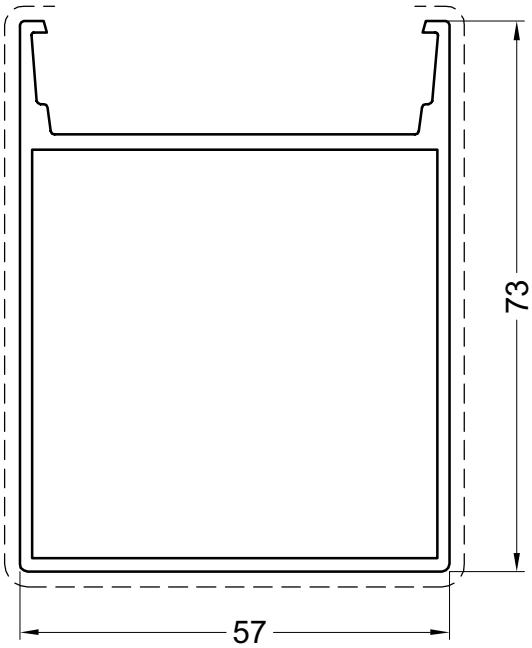

paga01

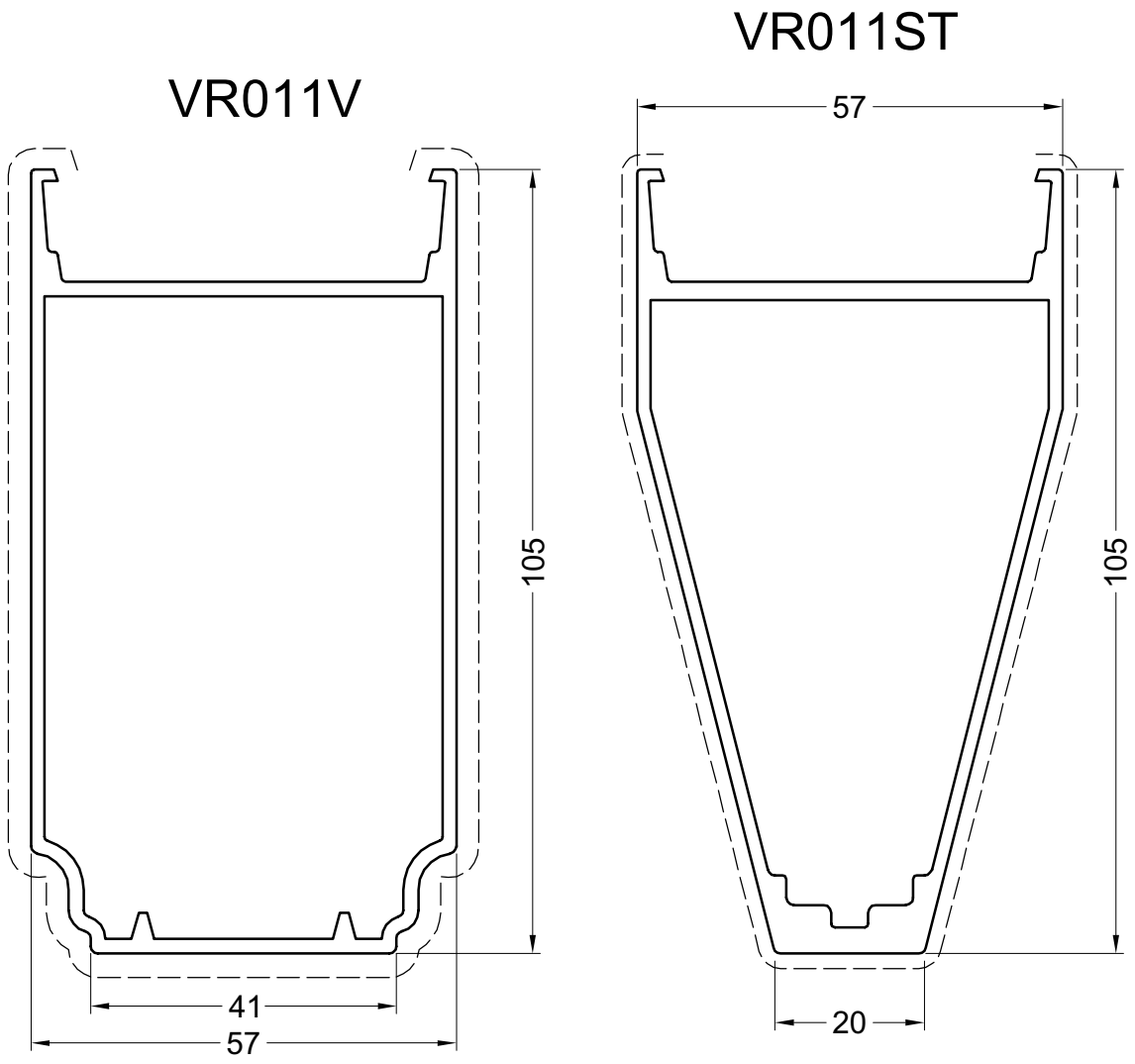

paga01a

Primaire zichtbare zijde
Face visible primaire
Primär sichtbare Seite
Primary visible side

Secundaire zichtbare zijde
Face visible secondaire
Secondär sichtbare Seite
Secondary visible side

VR2011

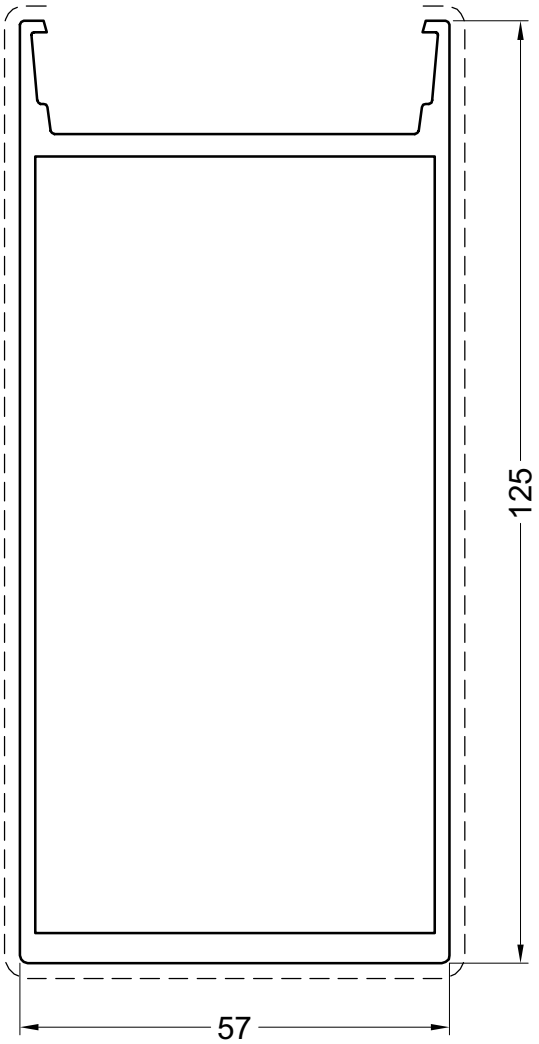

VR2011V

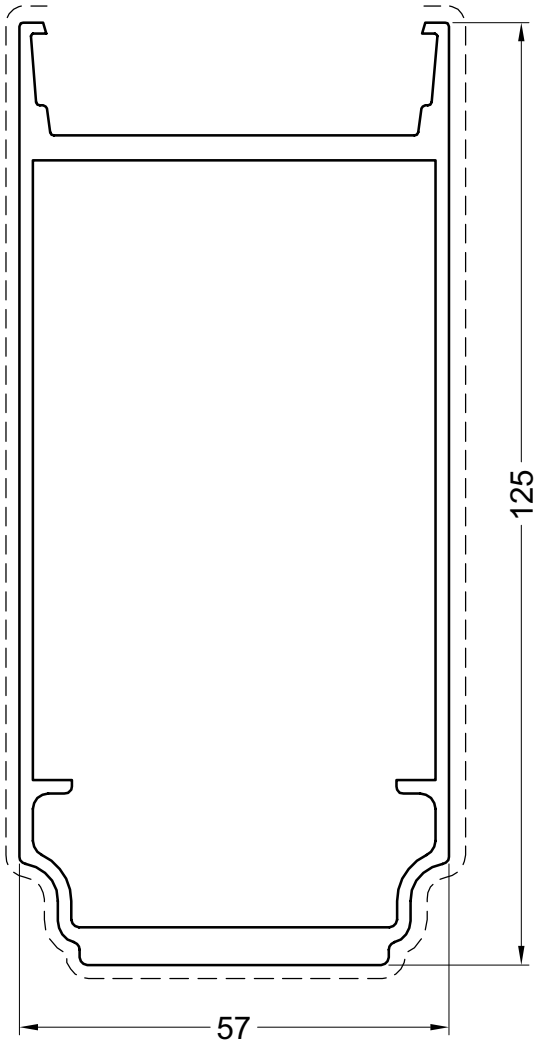

paga02

VR2011B

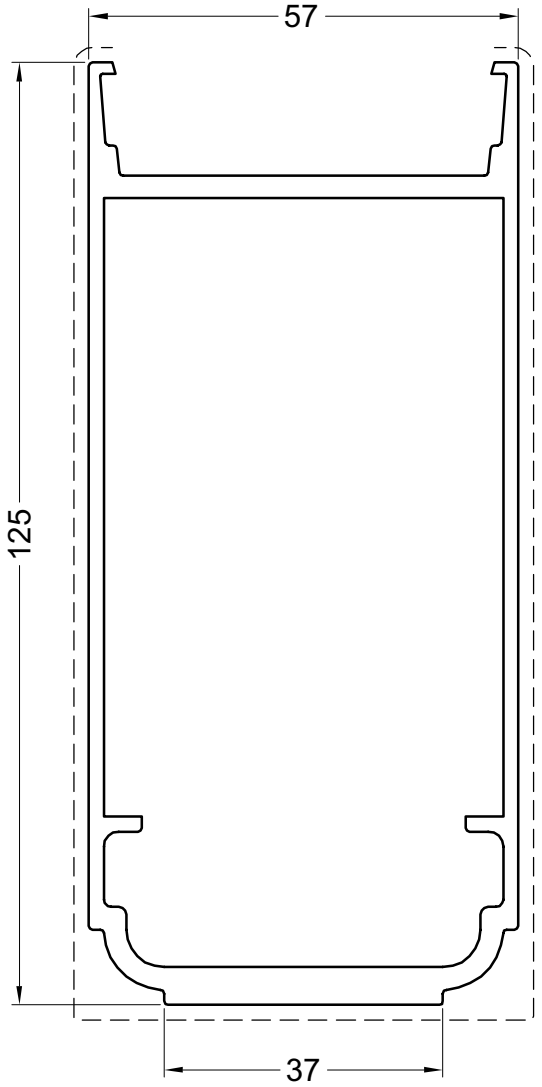

paga03

Primaire zichtbare zijde
Face visible primaire
Primär sichtbare Seite
Primary visible side

Secundaire zichtbare zijde
Face visible secondaire
Secondär sichtbare Seite
Secondary visible side

VR212

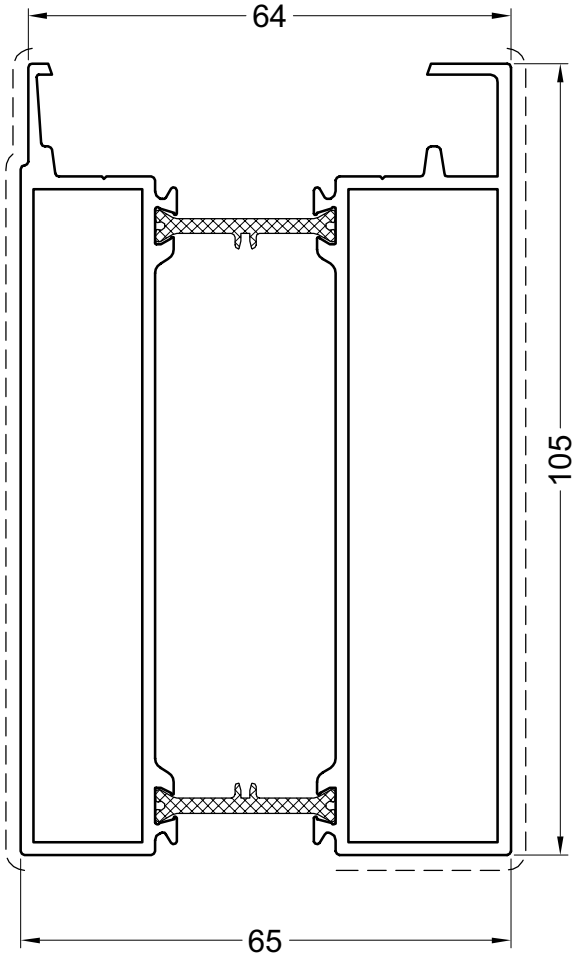

paga03a

ZIJLIGGERS
CHEVRONS LATERALE
SEITENTRAGERS
ROOF BEAMS SIDE

PROFIELEN - PROFILS- PROFILE - PROFILES

VR2612

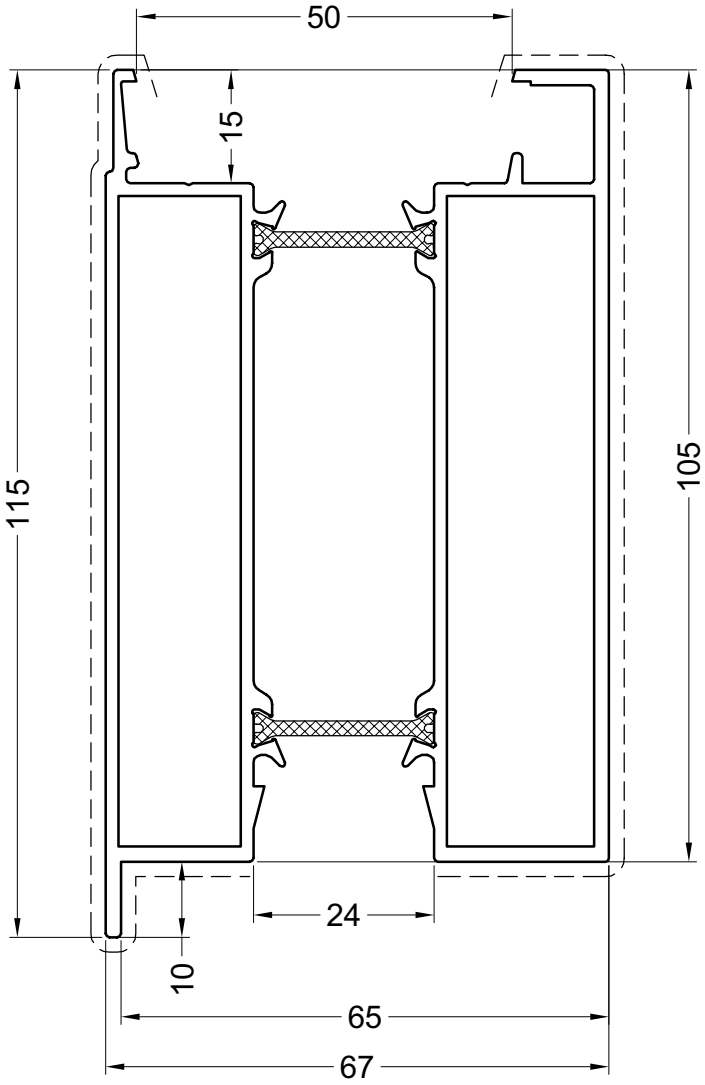

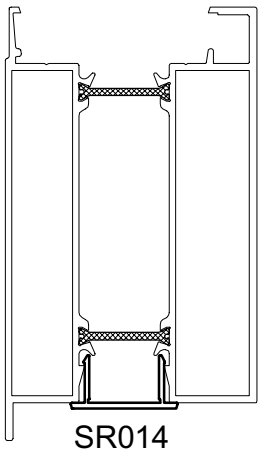

paga29

Primaire zichtbare zijde
Face visible primaire
Primär sichtbare Seite
Primary visible side

Secundaire zichtbare zijde
Face visible secondaire
Secondär sichtbare Seite
Secondary visible side

ZIJLIGGERS
CHEVRONS LATERALE
SEITENTRAGERS
ROOF BEAMS SIDE

PROFIELEN - PROFILS- PROFILE - PROFILES

VR2613

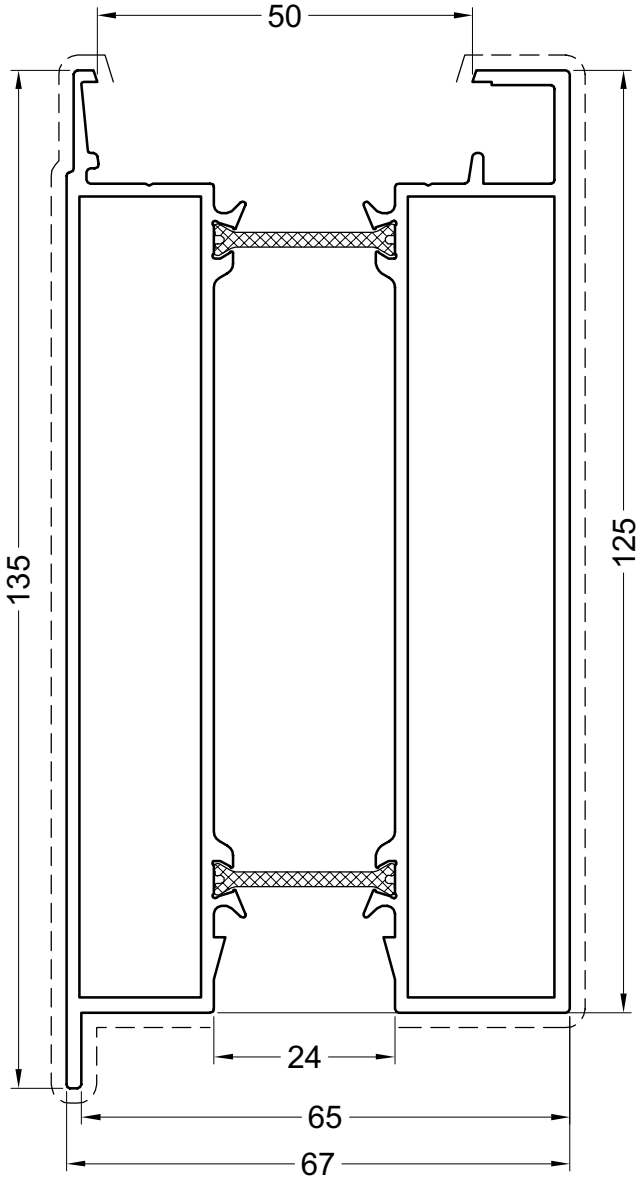

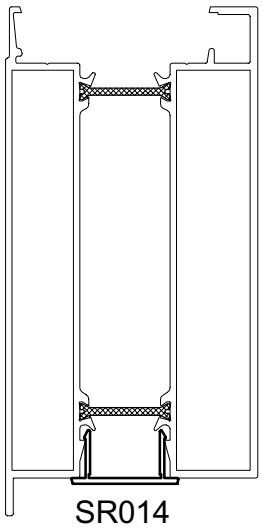

paga30

Primaire zichtbare zijde
Face visible primaire
Primär sichtbare Seite
Primary visible side

Secundaire zichtbare zijde
Face visible secondaire
Secondär sichtbare Seite
Secondary visible side

VR2021

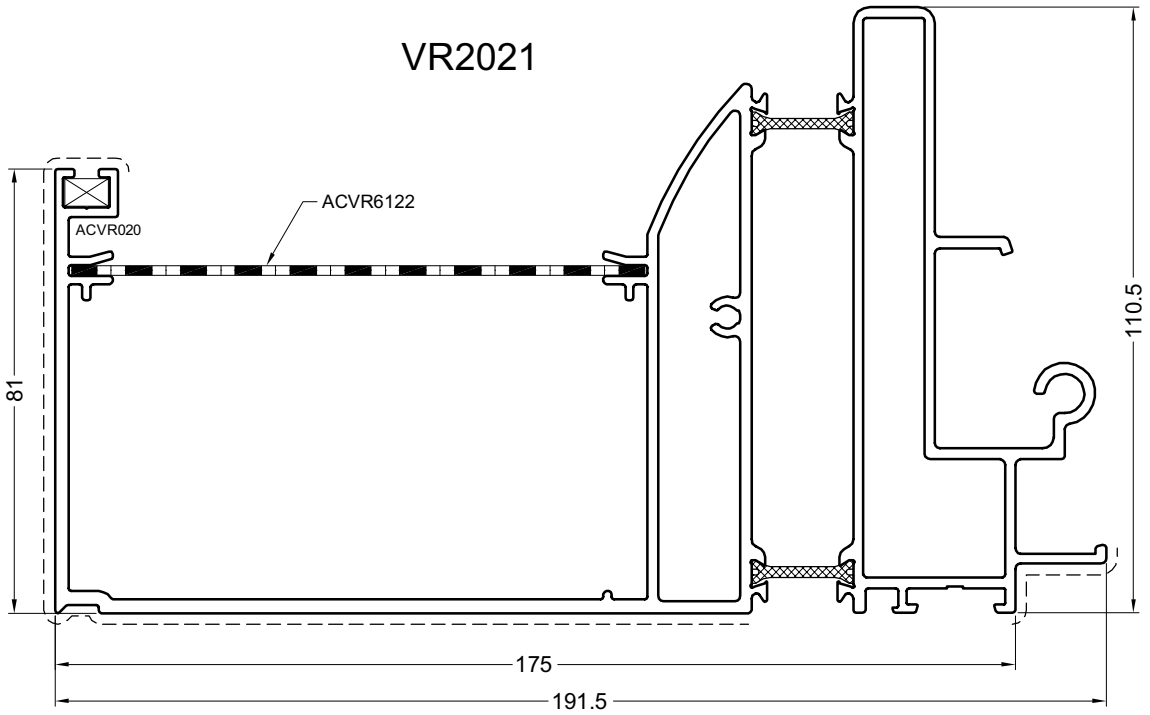

VR2121

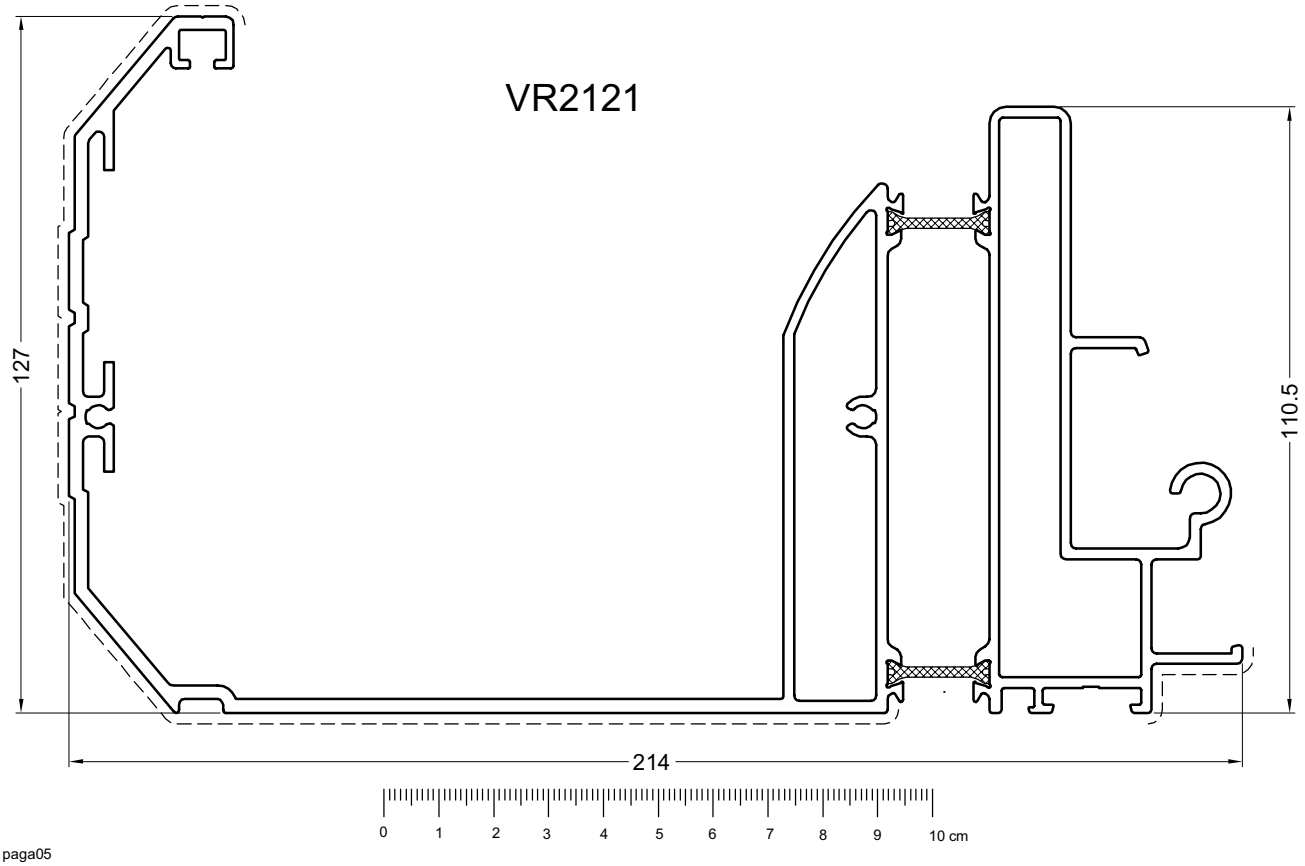

paga05

Primaire zichtbare zijde
Face visible primaire
Primär sichtbare Seite
Primary visible side

Secundaire zichtbare zijde
Face visible secondaire
Secondär sichtbare Seite
Secondary visible side

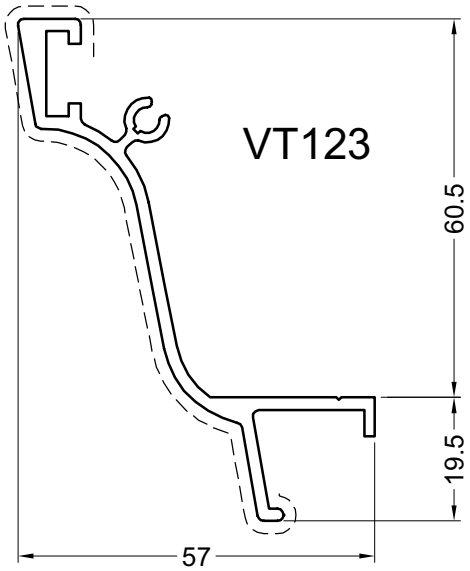

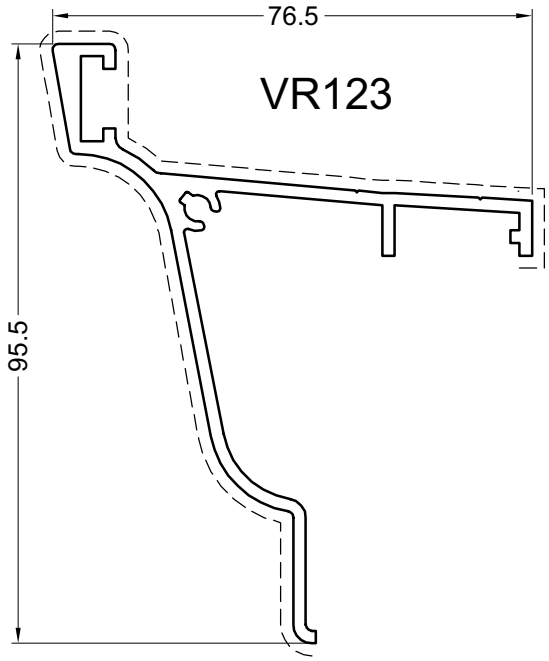

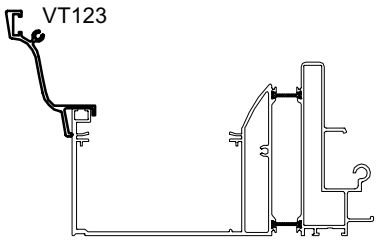

VR2021

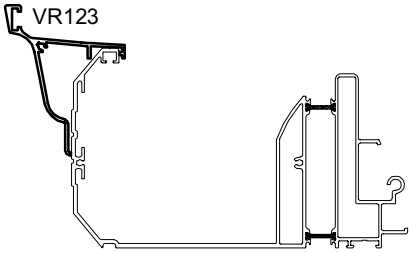

VR2121

VR124

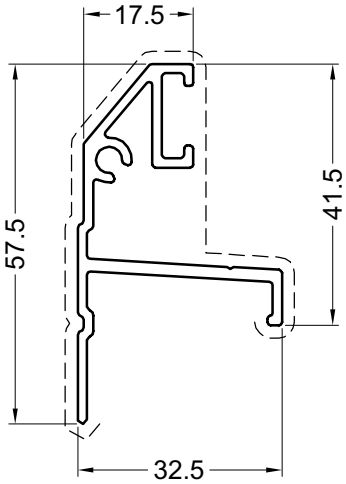

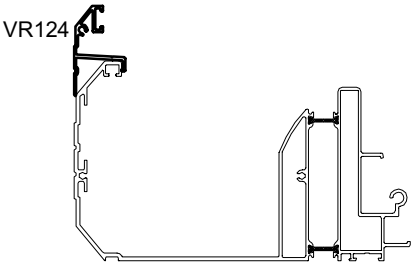

VR2121

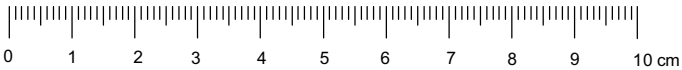

paga04

Primaire zichtbare zijde
Face visible primaire
Primär sichtbare Seite
Primary visible side

Secundaire zichtbare zijde
Face visible secondaire
Secondär sichtbare Seite
Secondary visible side

VR9522

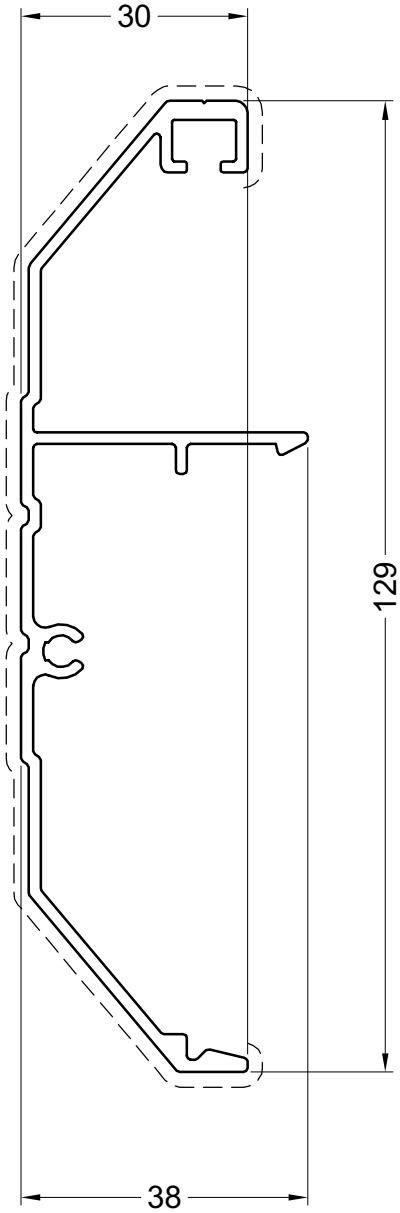

VR9521

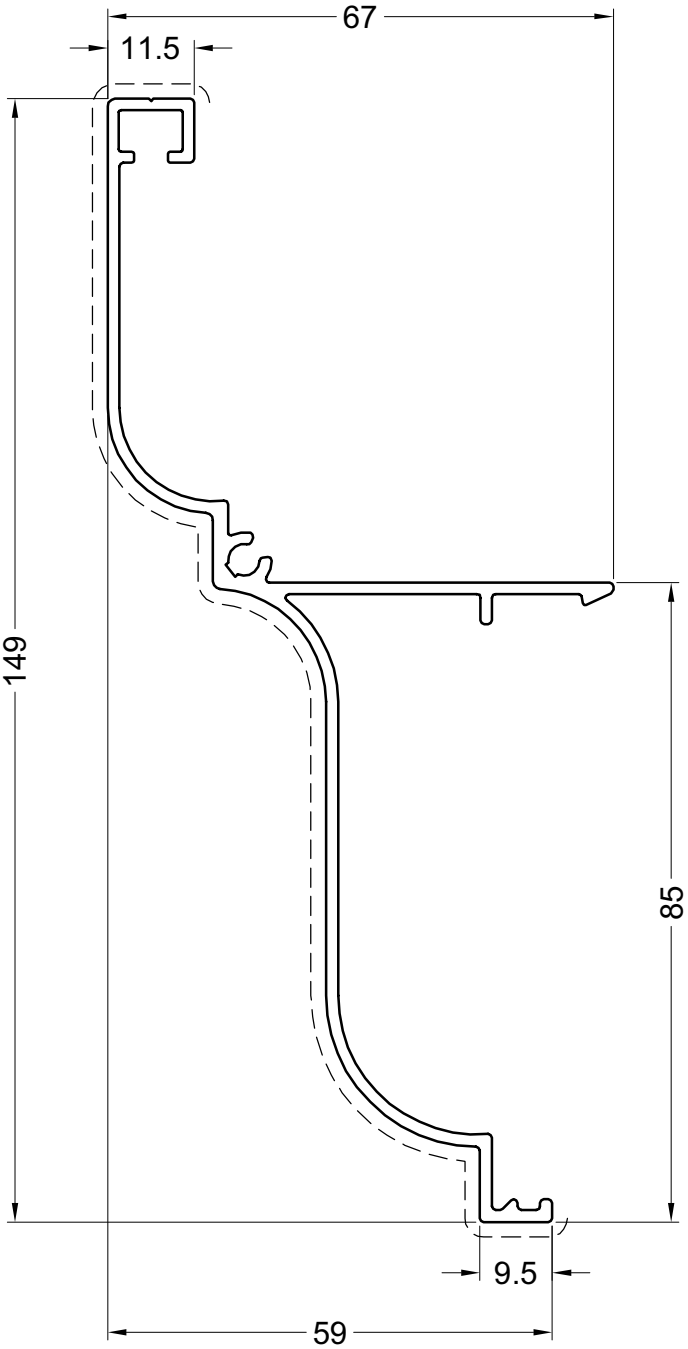

paga33

Primaire zichtbare zijde
Face visible primaire
Primär sichtbare Seite
Primary visible side

Secundaire zichtbare zijde
Face visible secondaire
Secondär sichtbare Seite
Secondary visible side

BASISPROFIEL VOOR SCHARNIER
PROFIL DE BASE POUR PROFILE DE CHARNIERE
BASISPROFIL FUR SCHARNIERPROFIL
BASIC PROFILE FOR HINGE

VR2022

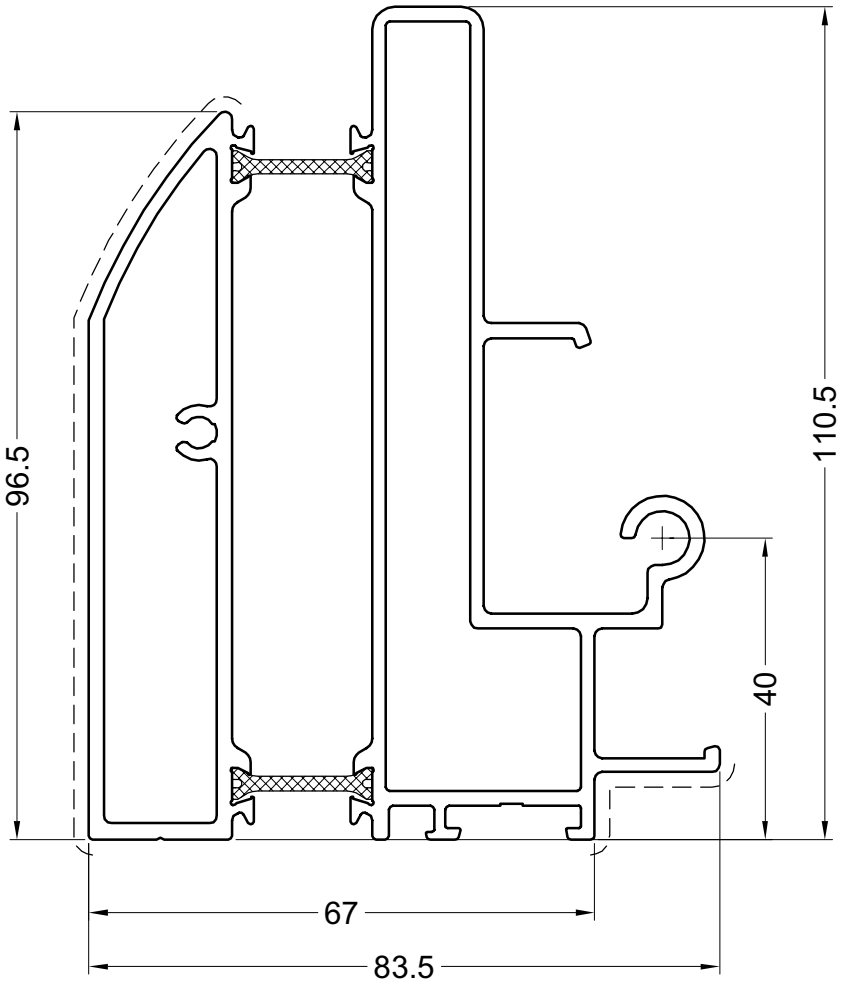

paga32

Primaire zichtbare zijde
Face visible primaire
Primär sichtbare Seite
Primary visible side

Secundaire zichtbare zijde
Face visible secondaire
Secondär sichtbare Seite
Secondary visible side

VR2016

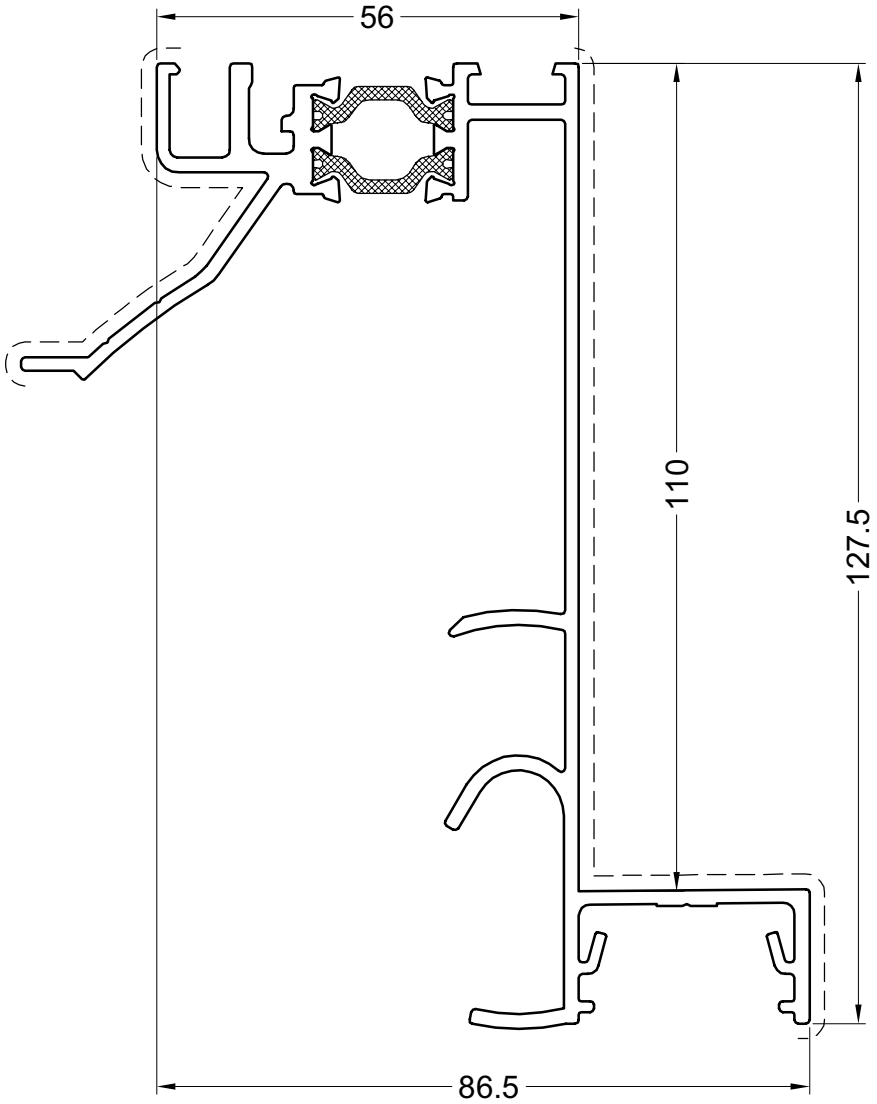

paga06

Primaire zichtbare zijde
Face visible primaire
Primär sichtbare Seite
Primary visible side

Secundaire zichtbare zijde
Face visible secondaire
Secondär sichtbare Seite
Secondary visible side

VR2017

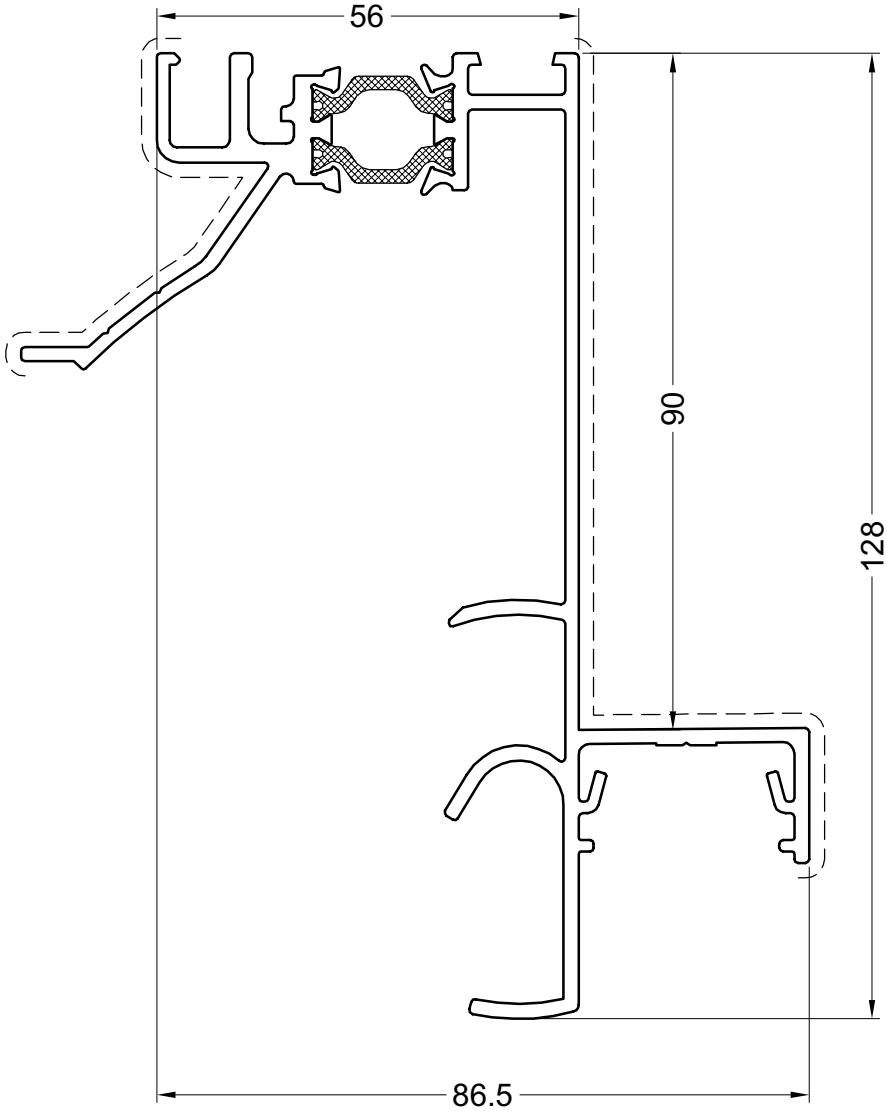

paga07

Primaire zichtbare zijde
Face visible primaire
Primär sichtbare Seite
Primary visible side

Secundaire zichtbare zijde
Face visible secondaire
Secondär sichtbare Seite
Secondary visible side

VR2116

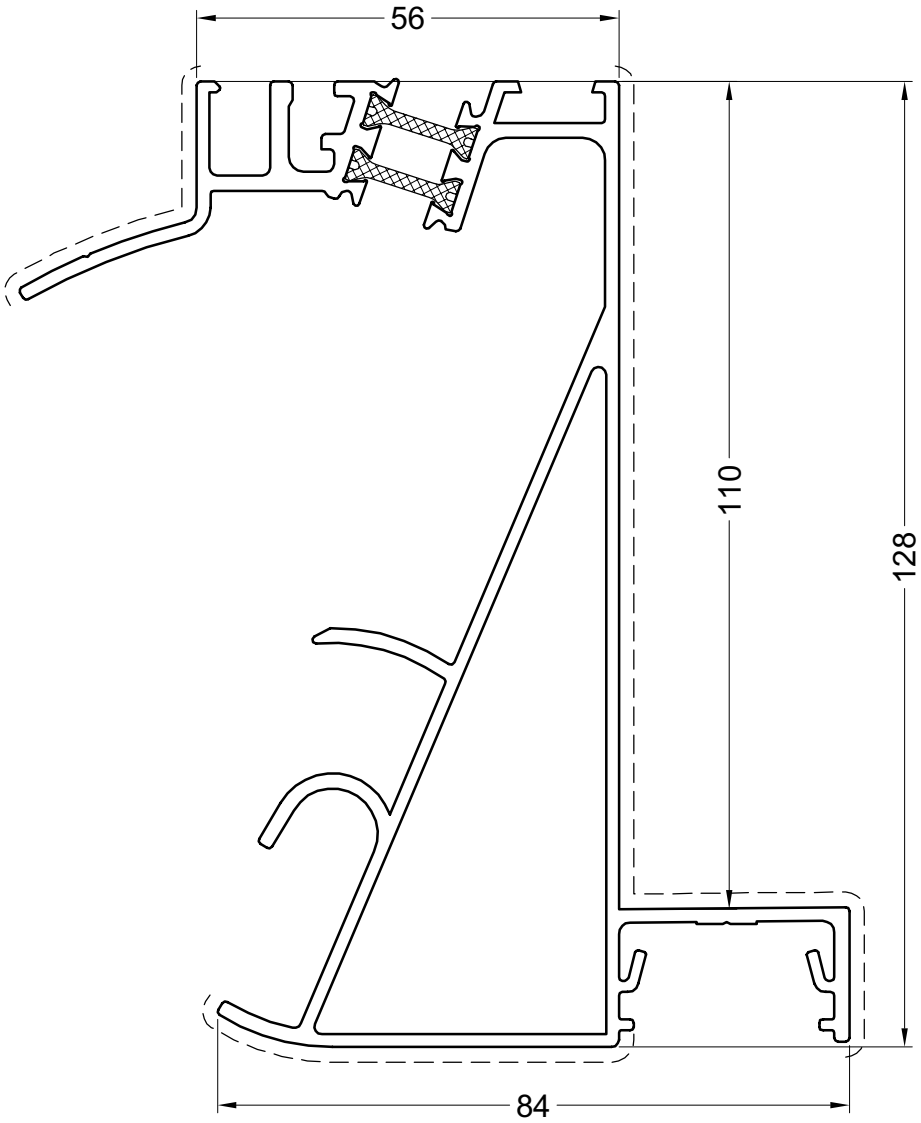

paga08

Primaire zichtbare zijde
Face visible primaire
Primär sichtbare Seite
Primary visible side

Secundaire zichtbare zijde
Face visible secondaire
Secondär sichtbare Seite
Secondary visible side

VR2117

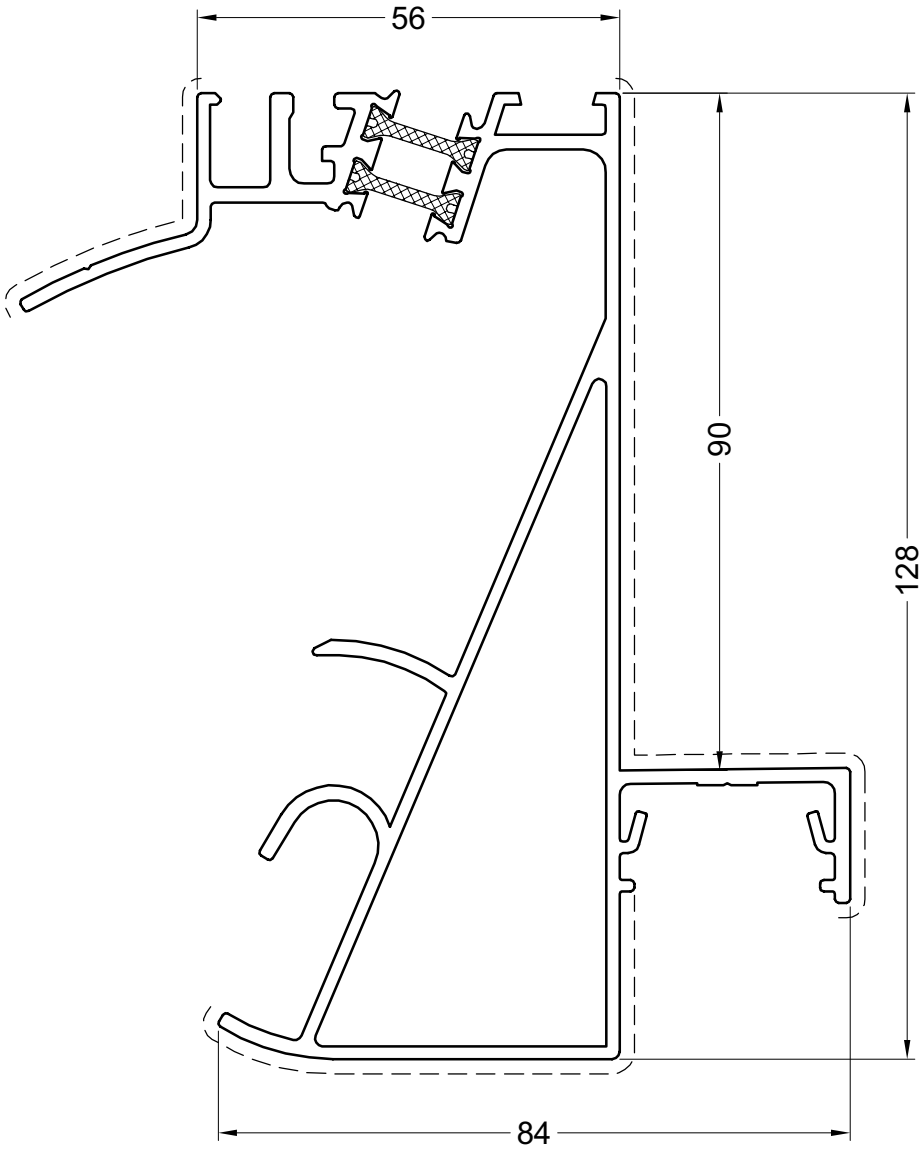

paga09

Primaire zichtbare zijde
Face visible primaire
Primär sichtbare Seite
Primary visible side

Secundaire zichtbare zijde
Face visible secondaire
Secondär sichtbare Seite
Secondary visible side

VR2216

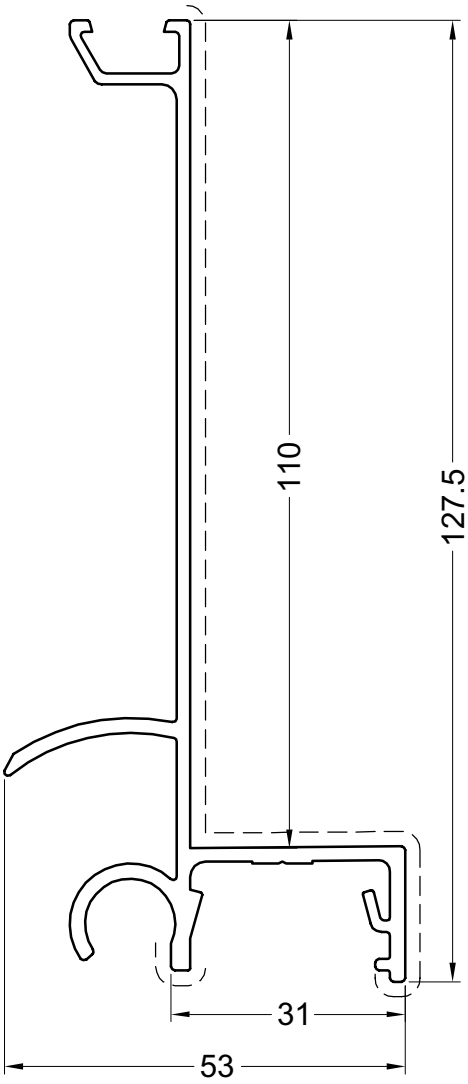

VR2217

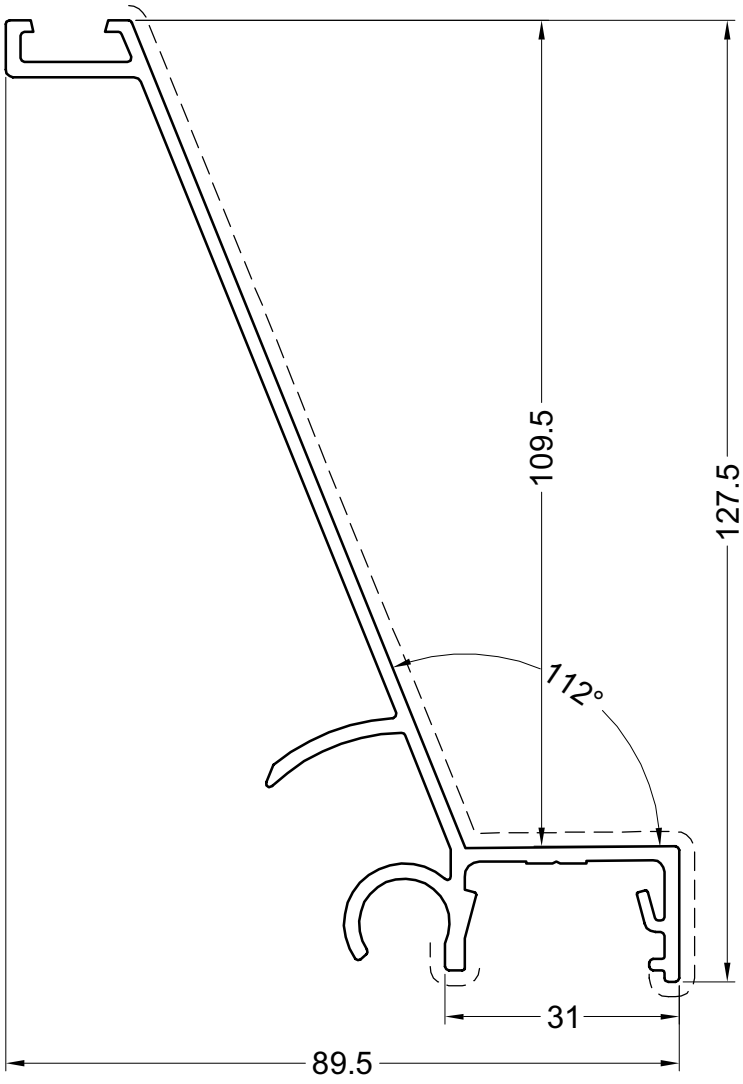

paga10

Primaire zichtbare zijde
Face visible primaire
Primär sichtbare Seite
Primary visible side

Secundaire zichtbare zijde
Face visible secondaire
Secondär sichtbare Seite
Secondary visible side

VR217

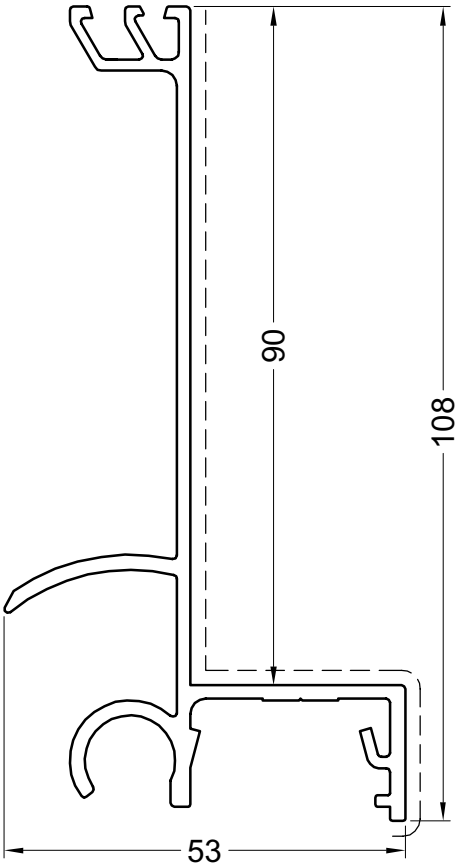

VR218

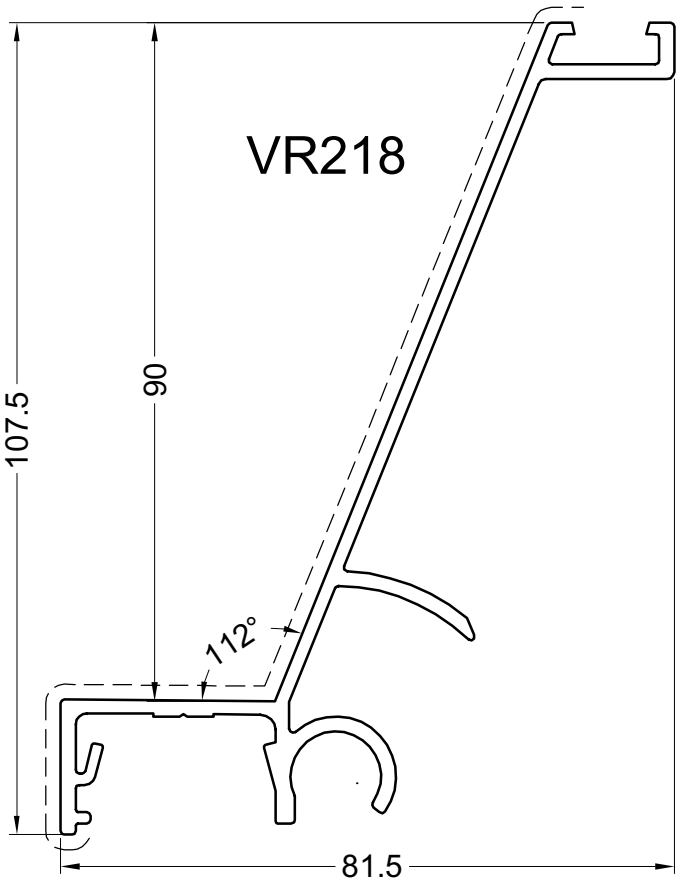

paga11

VR565

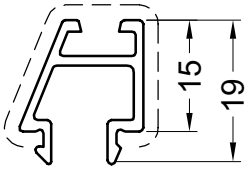

VR565 VR565 VR565

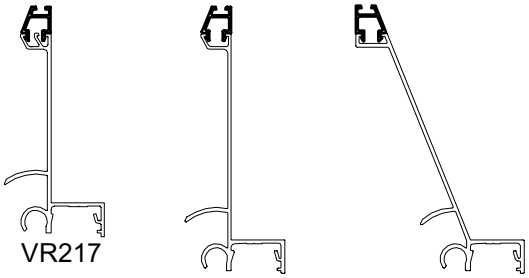

VR217 VR2216 VR2217

VR566

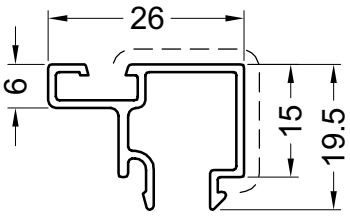

VR566 VR566 VR566 VR566

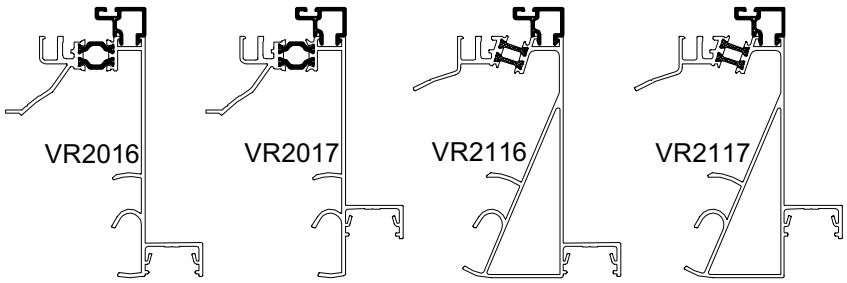

VR2016 VR2017 VR2116 VR2117

paga11a

Primaire zichtbare zijde
Face visible primaire
Primär sichtbare Seite
Primary visible side

Secundaire zichtbare zijde
Face visible secondaire
Secondär sichtbare Seite
Secondary visible side

VARIABELE HOEKPROFIELEN
ANGLES VARIABLE
VARIABEL ECKPROFILEN
VARIABLE CORNERPROFILES

PROFIELEN - PROFILS- PROFILE - PROFILES

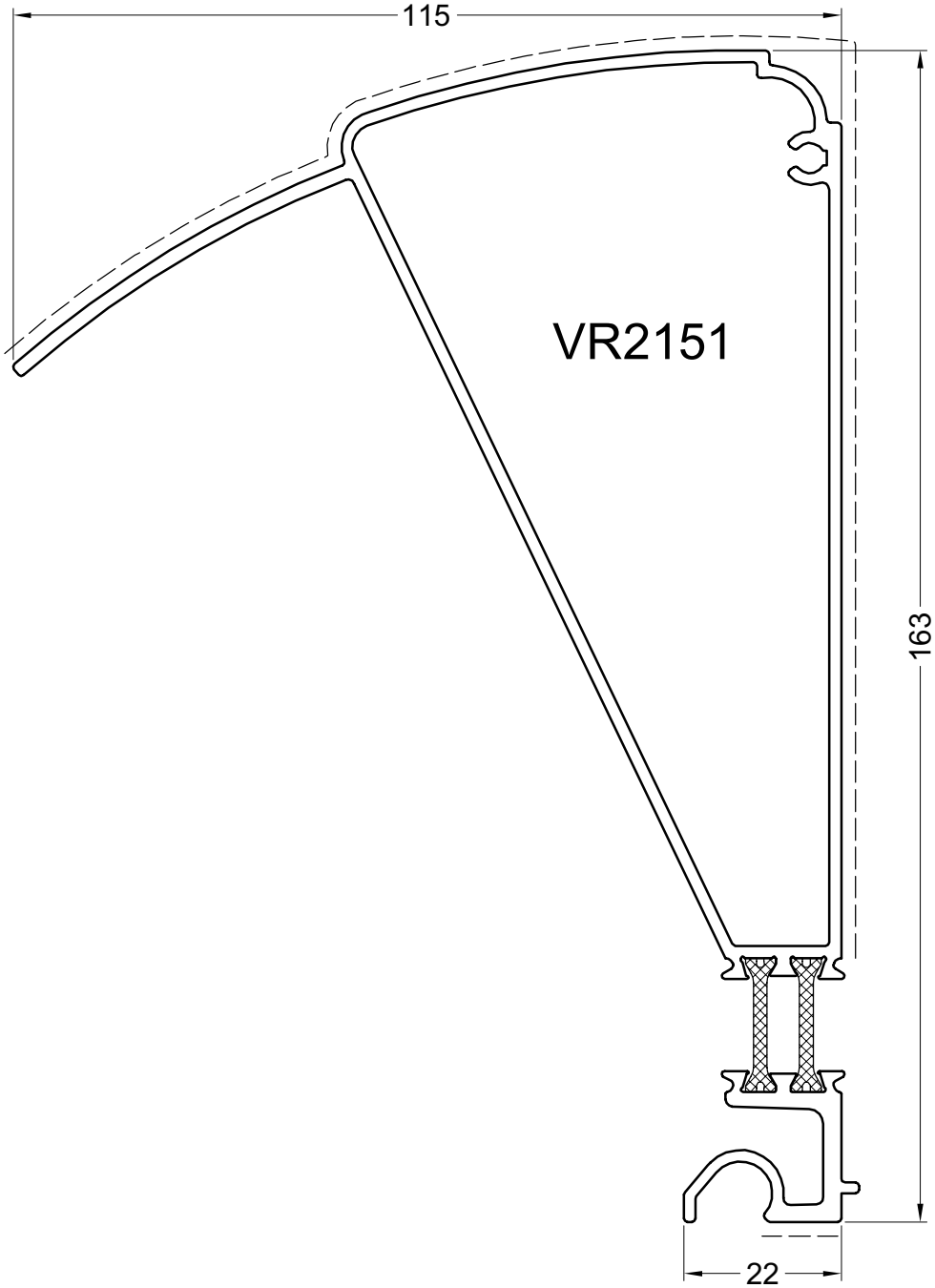

paga40

Primaire zichtbare zijde
Face visible primaire
Primär sichtbare Seite
Primary visible side

Secundaire zichtbare zijde
Face visible secondaire
Secondär sichtbare Seite
Secondary visible side

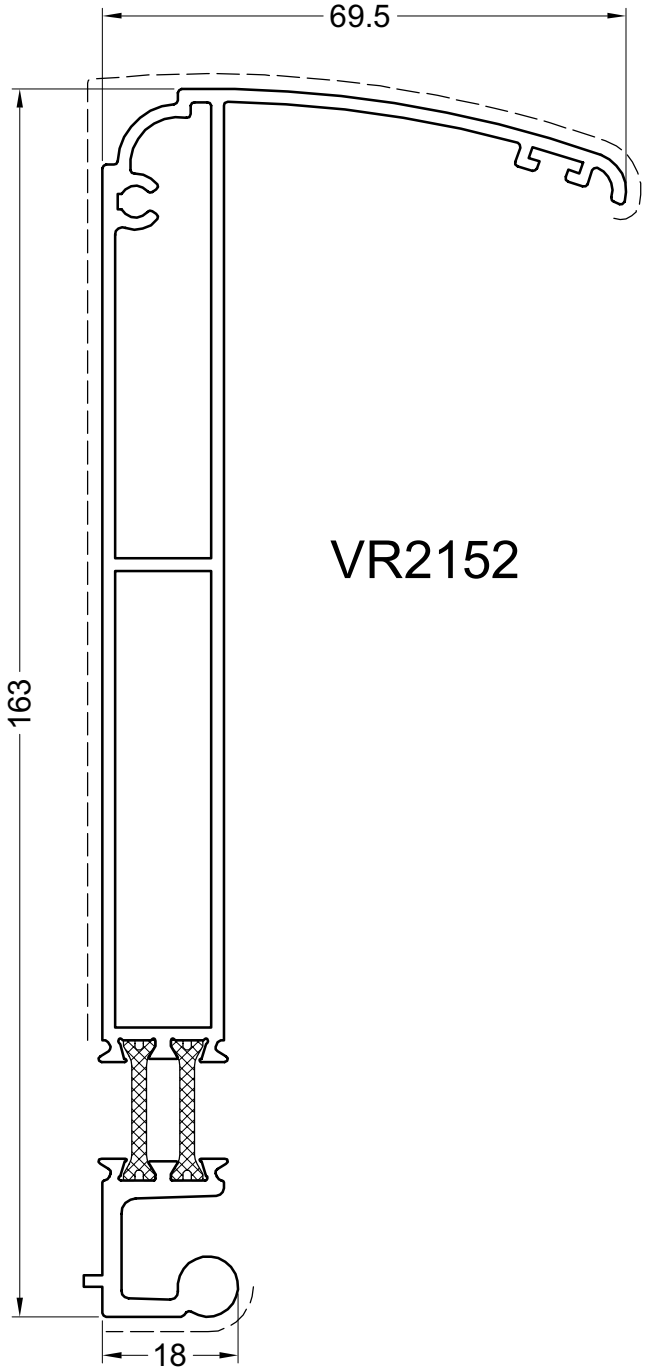

paga41

Primaire zichtbare zijde
Face visible primaire
Primär sichtbare Seite
Primary visible side

Secundaire zichtbare zijde
Face visible secondaire
Secondär sichtbare Seite
Secondary visible side

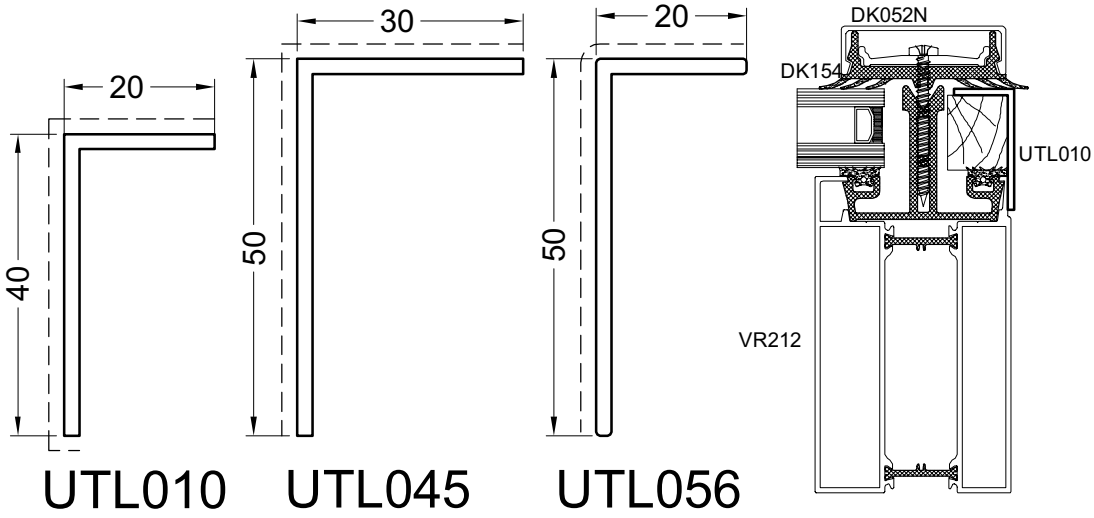
20
40
UTL010
30
50
UTL045
20
50
UTL056
DK052N
DK154
UTL010
VR212

paga20a

VR425

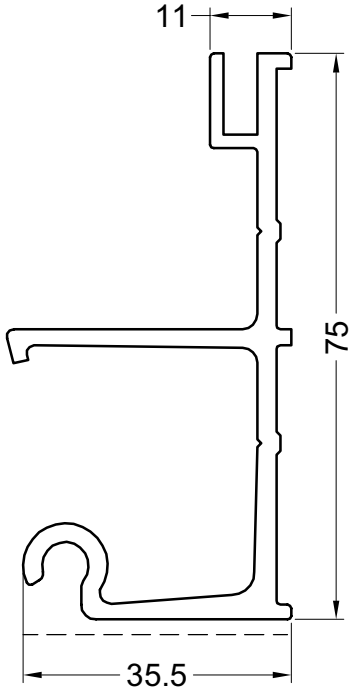

paga12

VR426

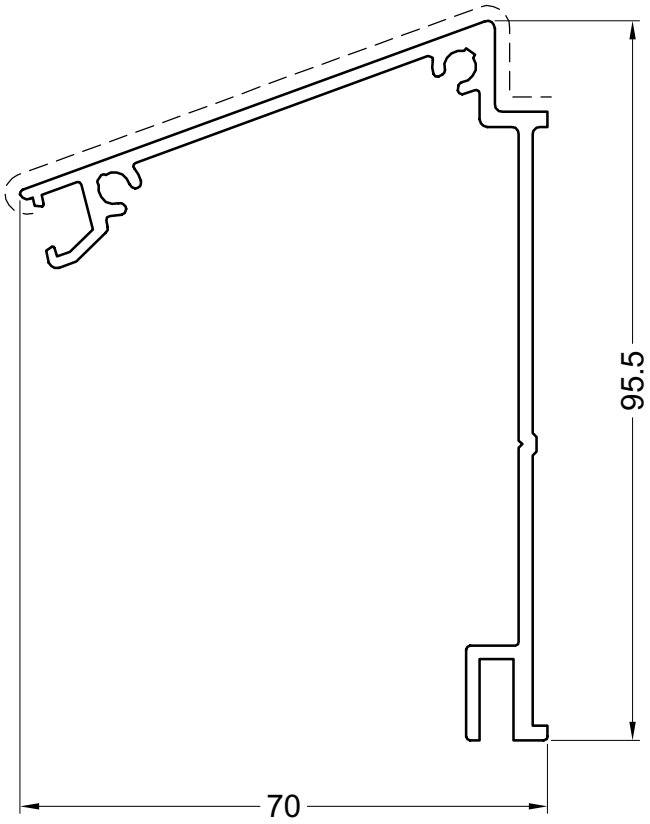

paga26

VR427

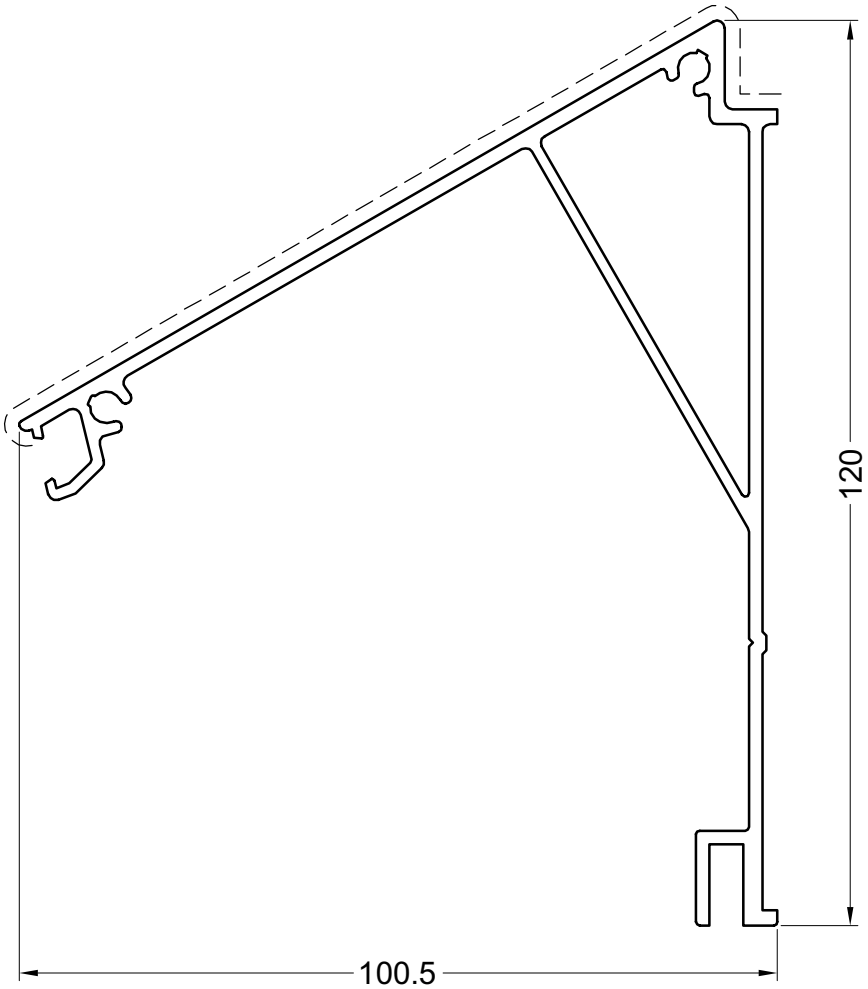

paga27

Primaire zichtbare zijde
Face visible primaire
Primär sichtbare Seite
Primary visible side

Secundaire zichtbare zijde
Face visible secondaire
Secondär sichtbare Seite
Secondary visible side

VR2426

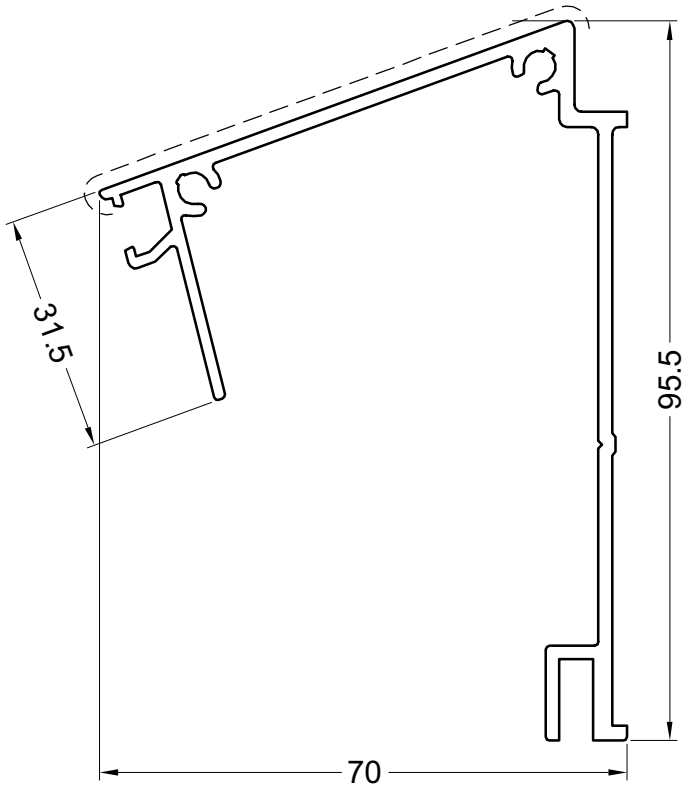

paga12a

VR2427

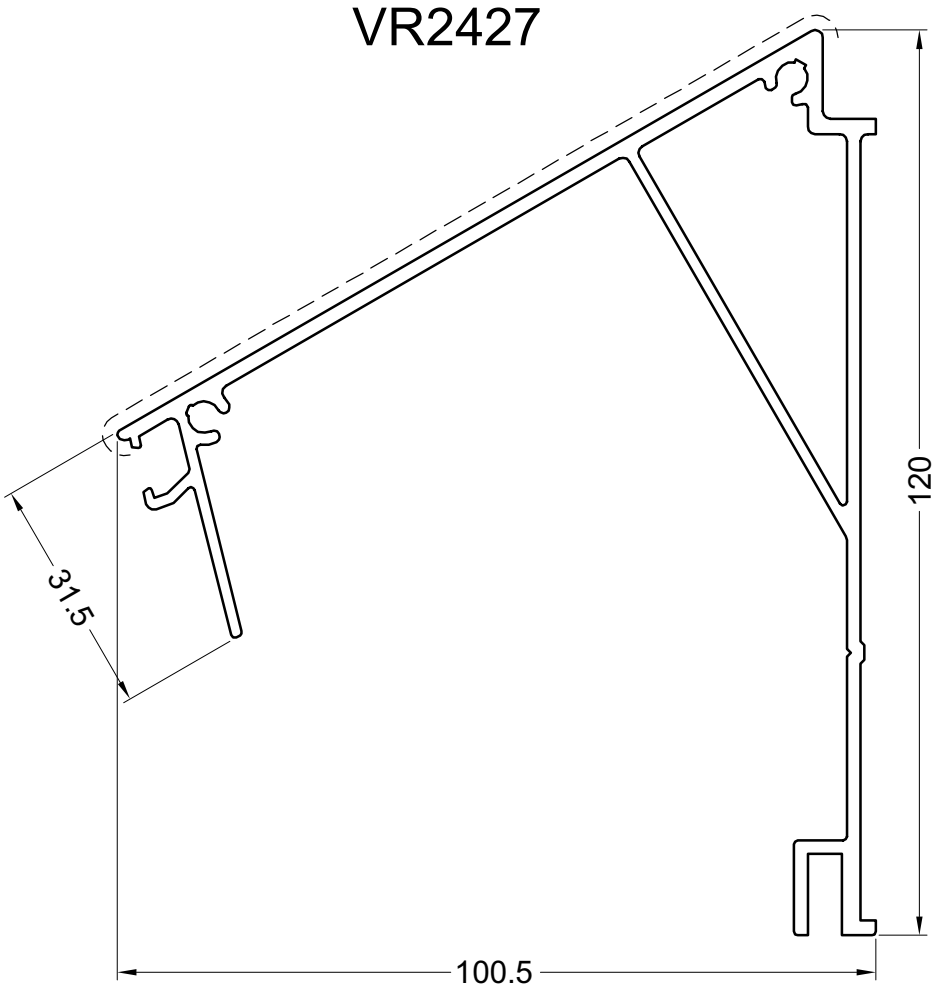

paga13

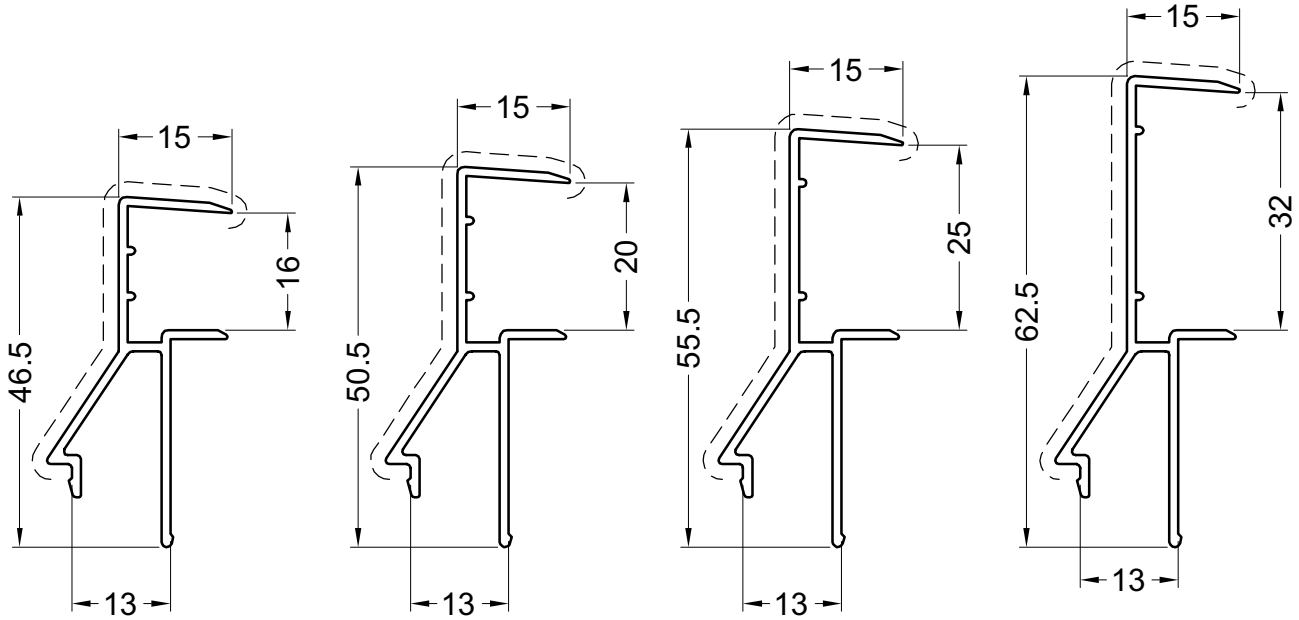

VR1040 VR1042 VR1043 VR1041

paga14a

DEKPROFIELEN
PROFILS COUVERTURE
ABDECKPROFILEN
COVERPROFILES

PROFIELEN - PROFILS- PROFILE - PROFILES

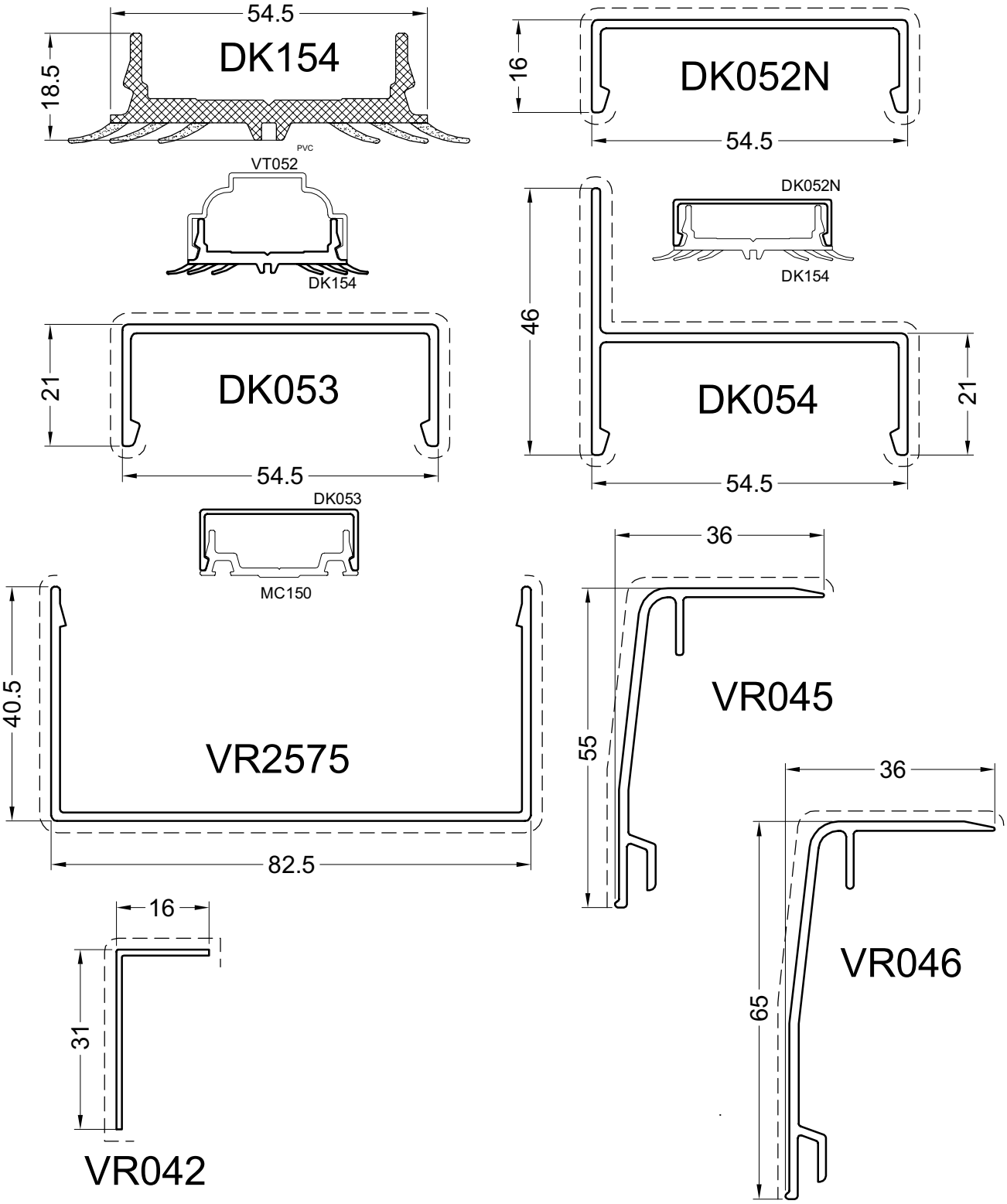

paga14

Primaire zichtbare zijde
Face visible primaire
Primär sichtbare Seite
Primary visible side

Secundaire zichtbare zijde
Face visible secondaire
Secondär sichtbare Seite
Secondary visible side

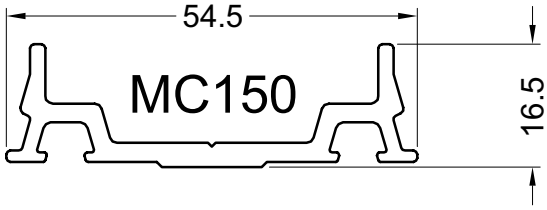

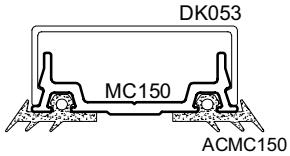

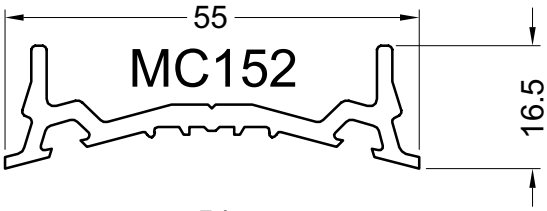

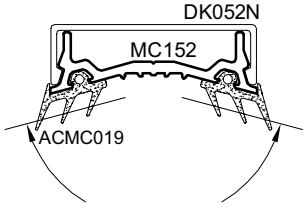

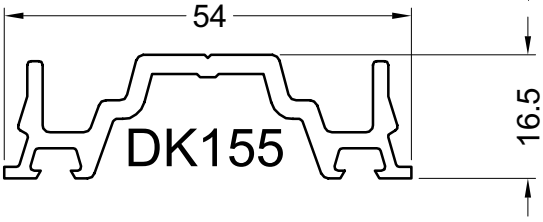

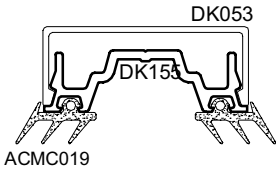

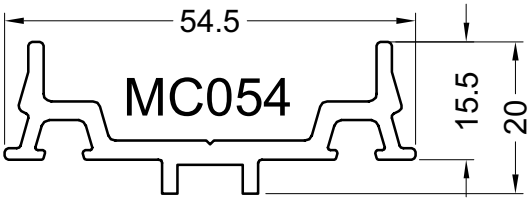

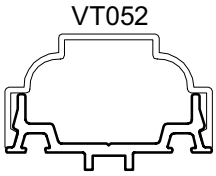

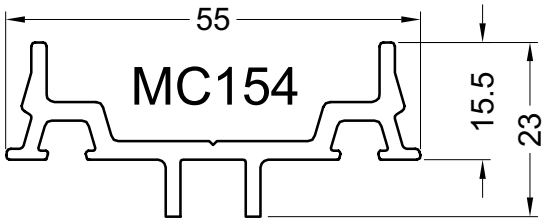

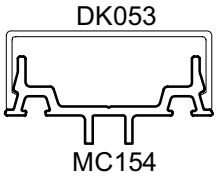

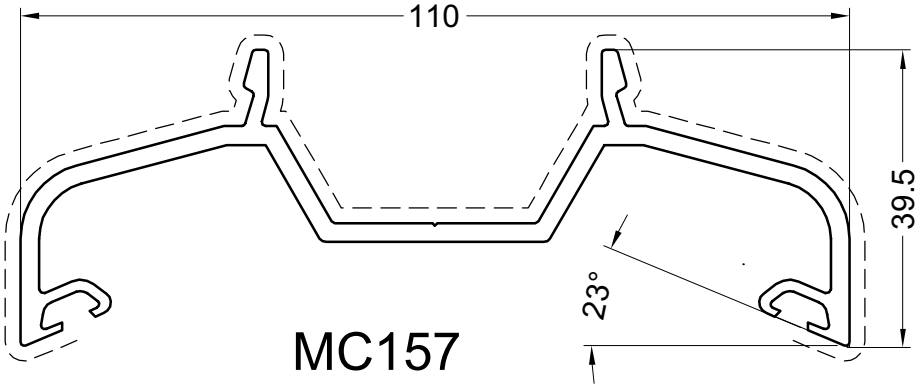

paga16

Primaire zichtbare zijde
Face visible primaire
Primär sichtbare Seite
Primary visible side

Secundaire zichtbare zijde
Face visible secondaire
Secondär sichtbare Seite
Secondary visible side

ALU KLIPS
CLIPS EN ALU
ALU KLIPSE
ALU GLAZING CAP

PROFIELEN - PROFILS- PROFILE - PROFILES

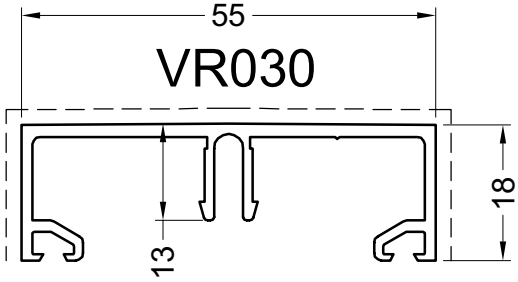

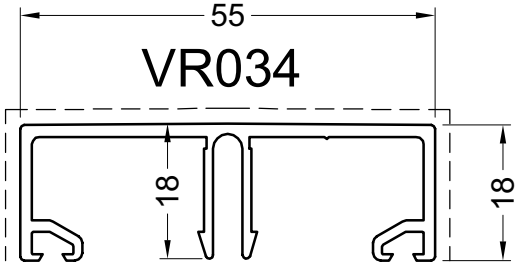

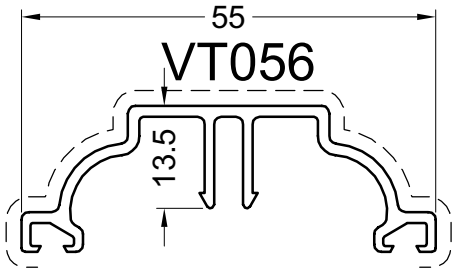

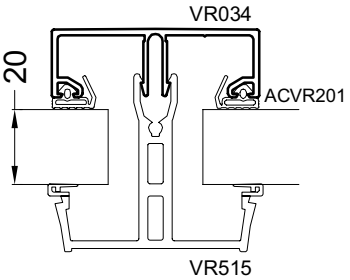

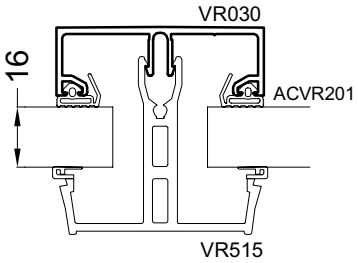

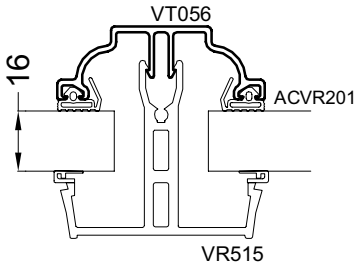

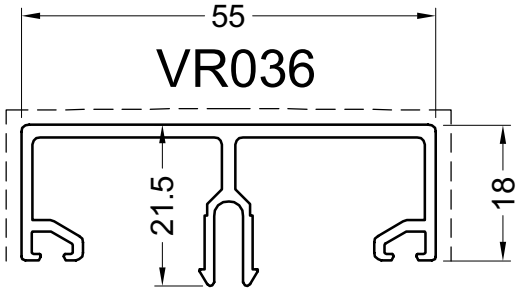

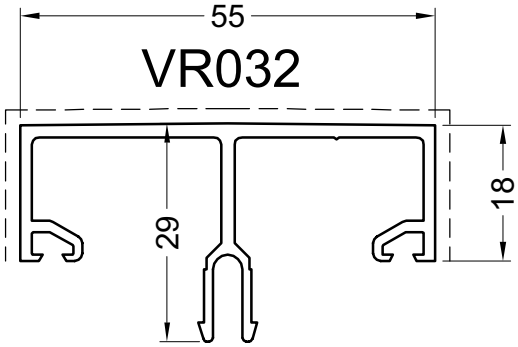

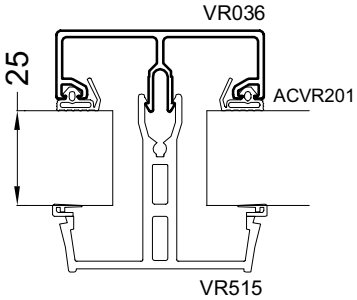

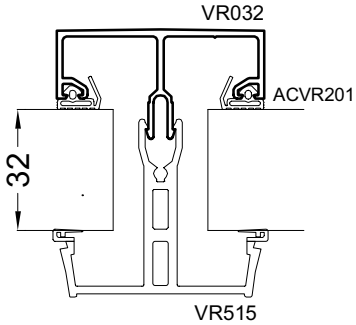

paga17

Primaire zichtbare zijde
Face visible primaire
Primär sichtbare Seite
Primary visible side

Secundaire zichtbare zijde
Face visible secondaire
Secondär sichtbare Seite
Secondary visible side

ALU KLIPS
CLIPS EN ALU
ALU KLIPSE
ALU GLAZING CAPS

PROFIELEN - PROFILS- PROFILE - PROFILES

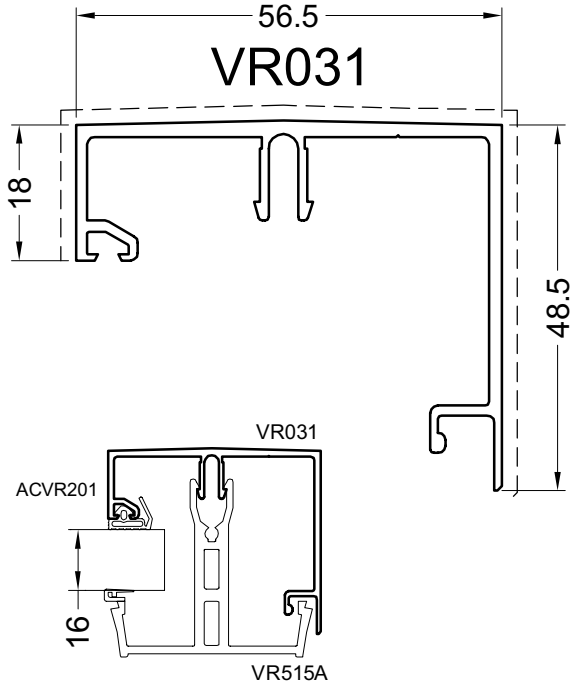

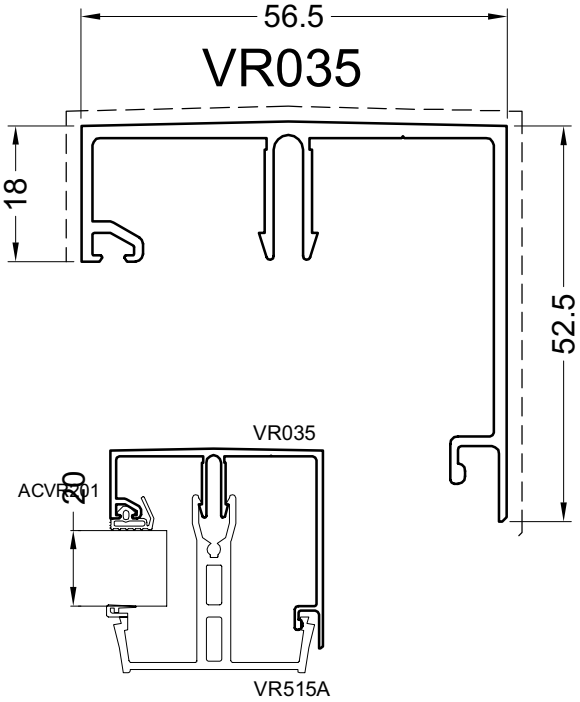

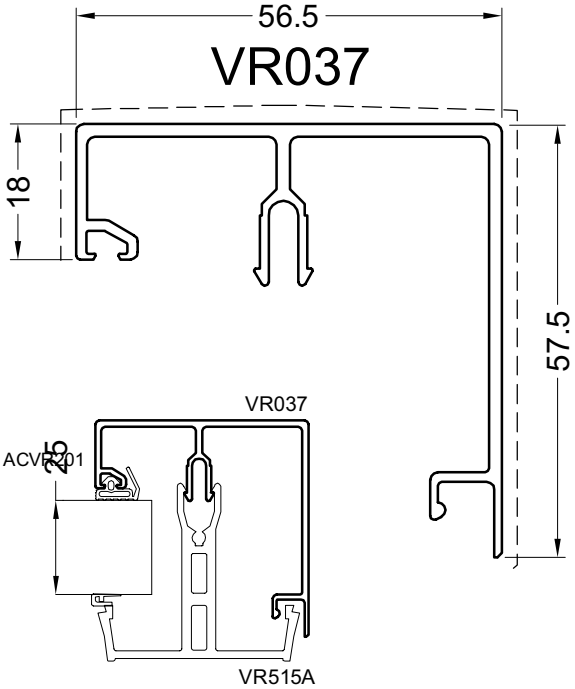

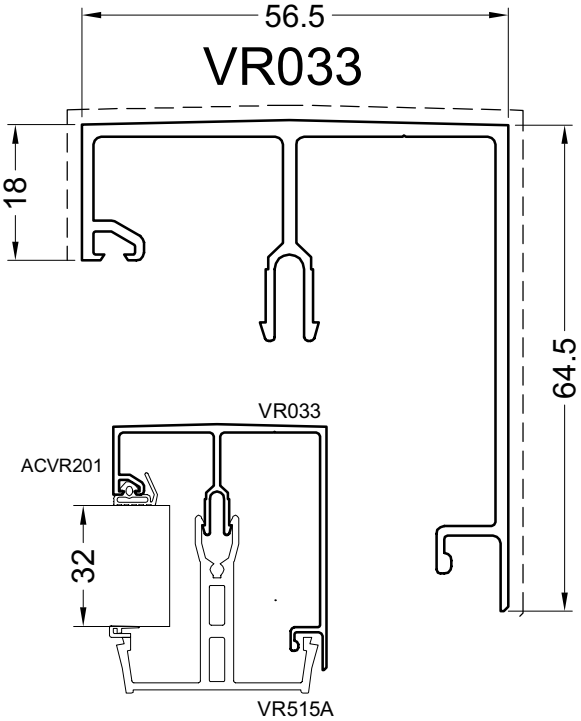

paga18

Primaire zichtbare zijde
Face visible primaire
Primär sichtbare Seite
Primary visible side

Secundaire zichtbare zijde
Face visible secondaire
Secondär sichtbare Seite
Secondary visible side

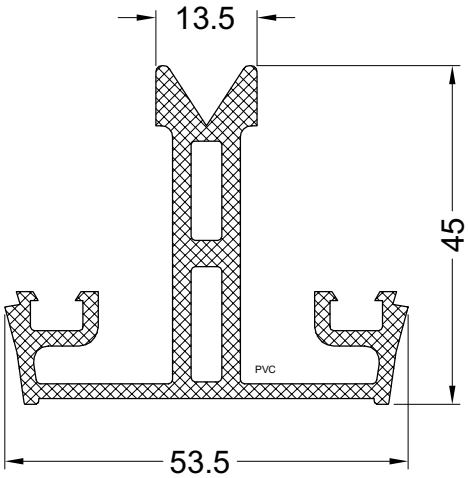

VR514

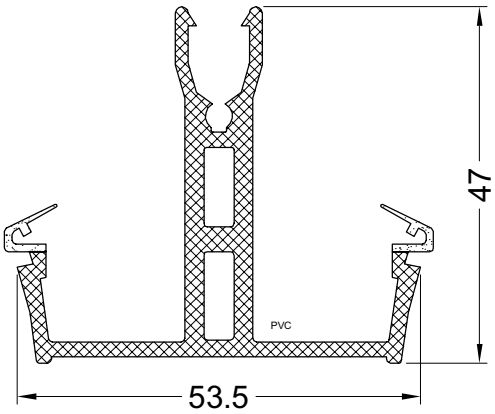

VR515

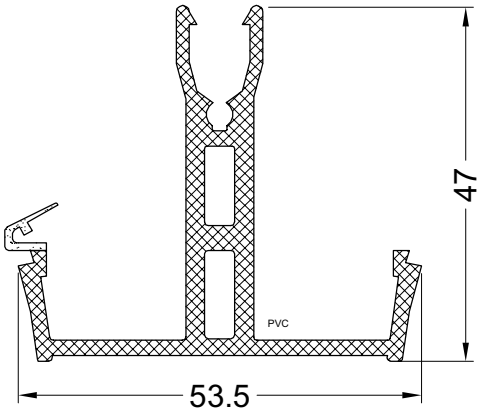

VR515A

paga19

Primaire zichtbare zijde
Face visible primaire
Primär sichtbare Seite
Primary visible side

Secundaire zichtbare zijde
Face visible secondaire
Secondär sichtbare Seite
Secondary visible side

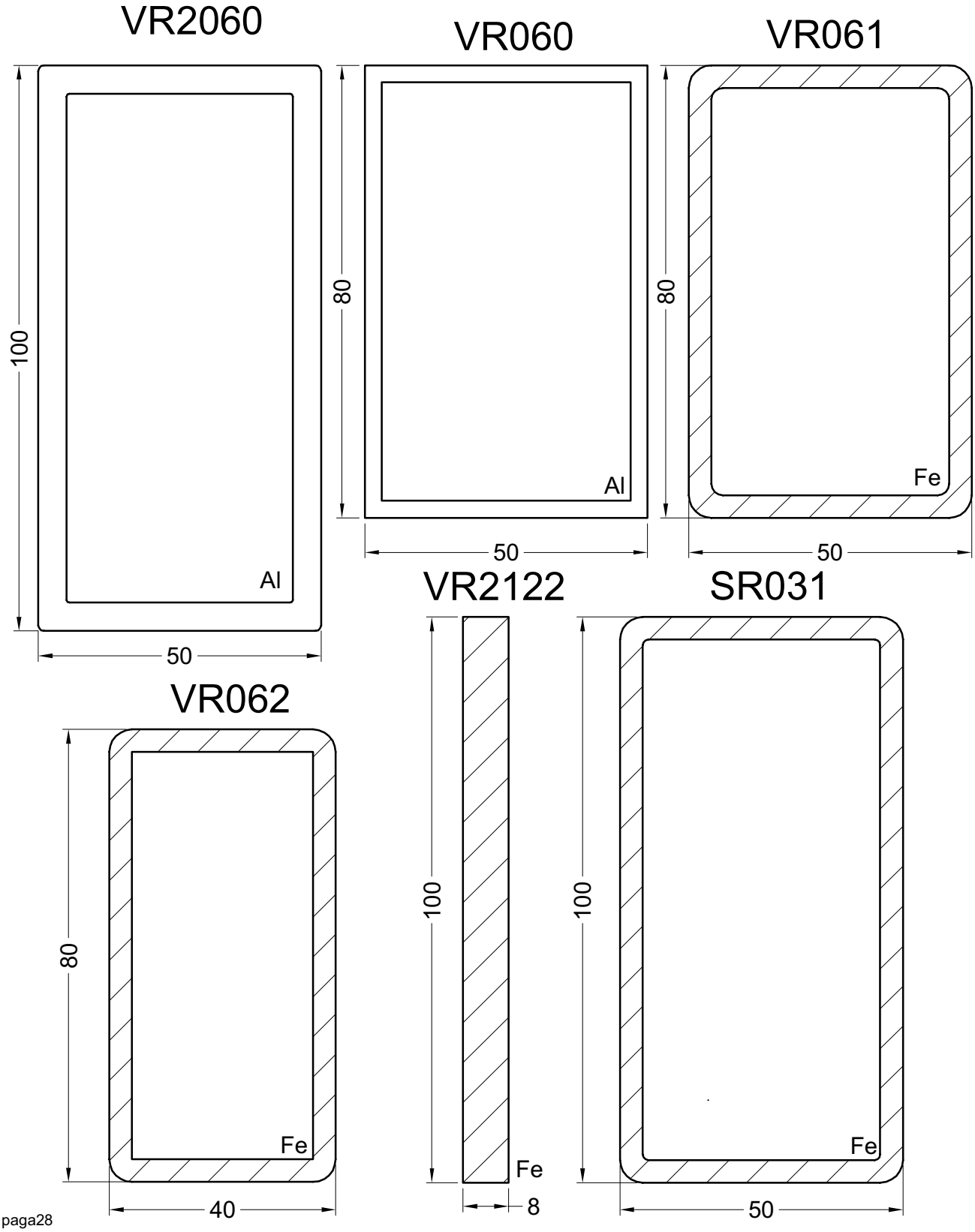

paga28

Primaire zichtbare zijde
Face visible primaire
Primär sichtbare Seite
Primary visible side

Secundaire zichtbare zijde
Face visible secondaire
Secondär sichtbare Seite
Secondary visible side

VR063

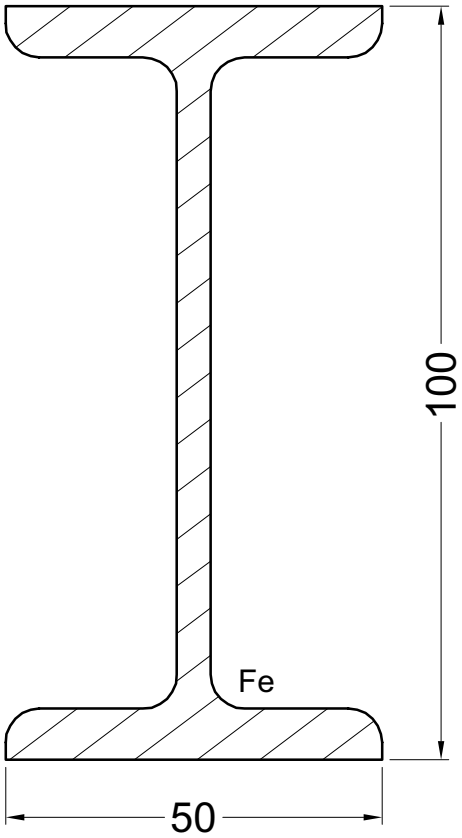

paga28b

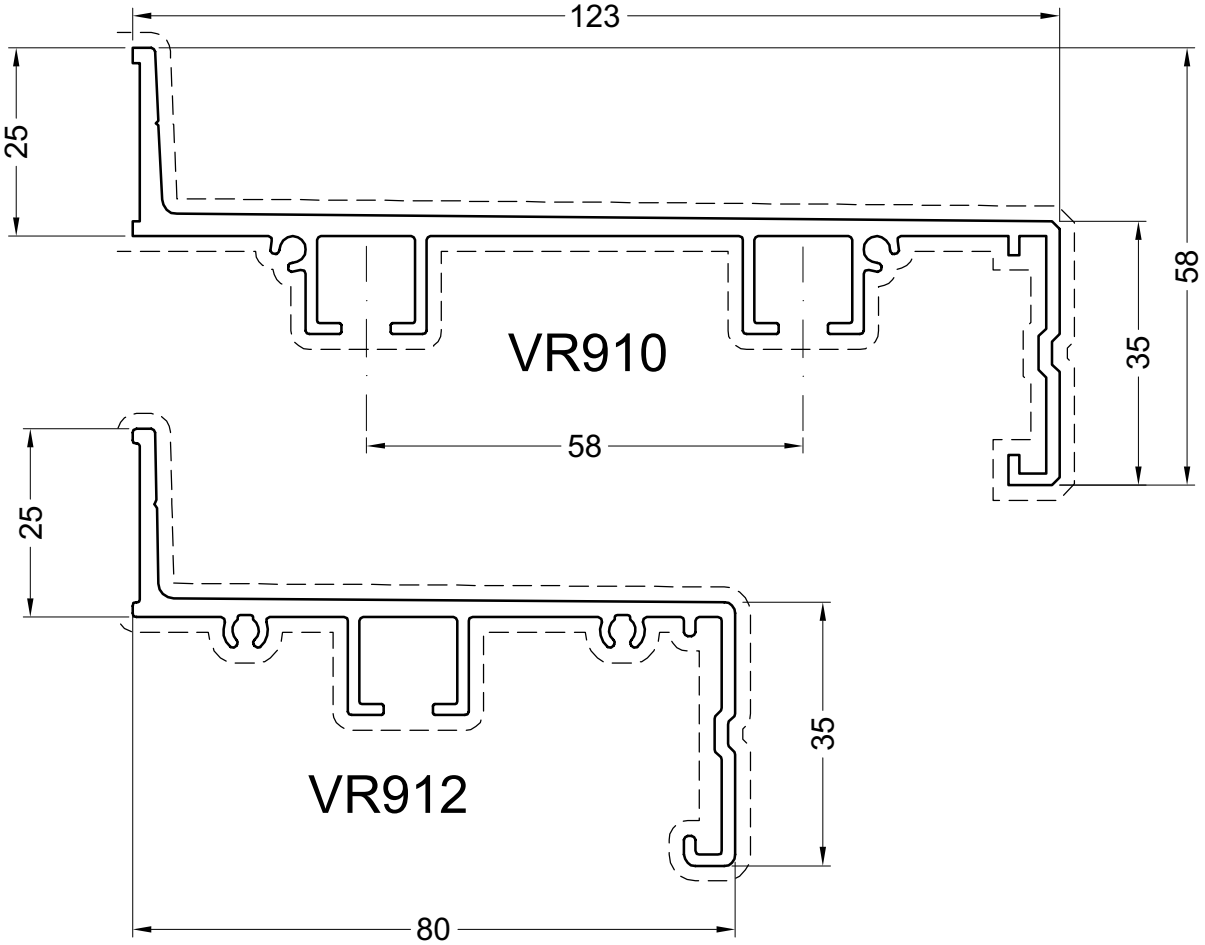

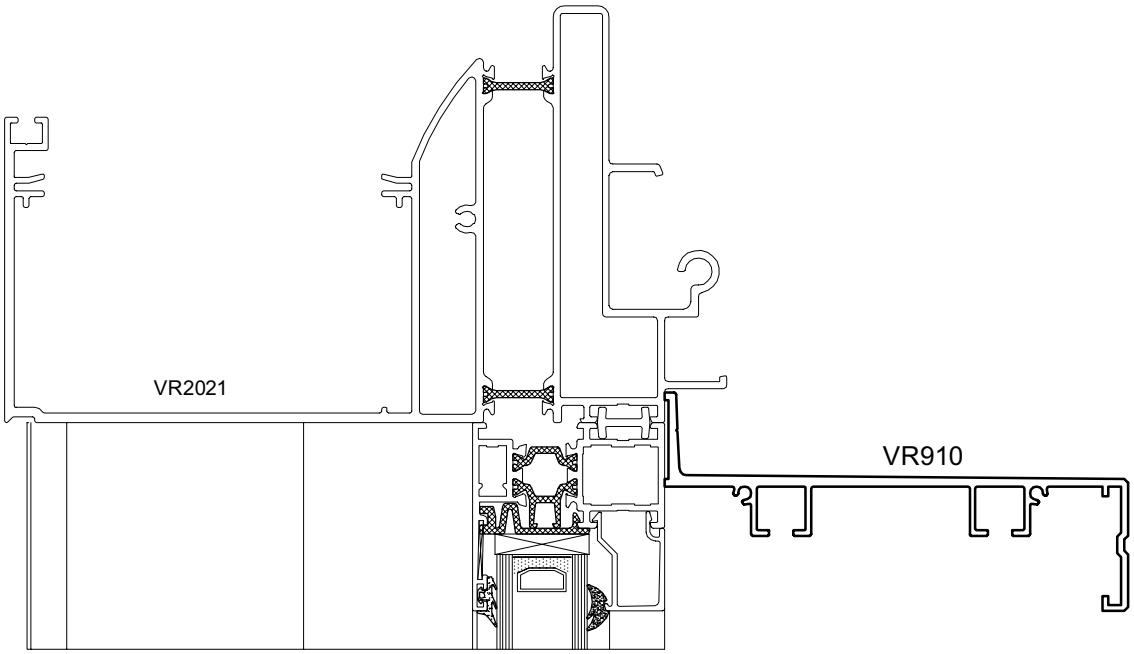

paga25

Primaire zichtbare zijde
Face visible primaire
Primär sichtbare Seite
Primary visible side

Secundaire zichtbare zijde
Face visible secondaire
Secondär sichtbare Seite
Secondary visible side

VR2571

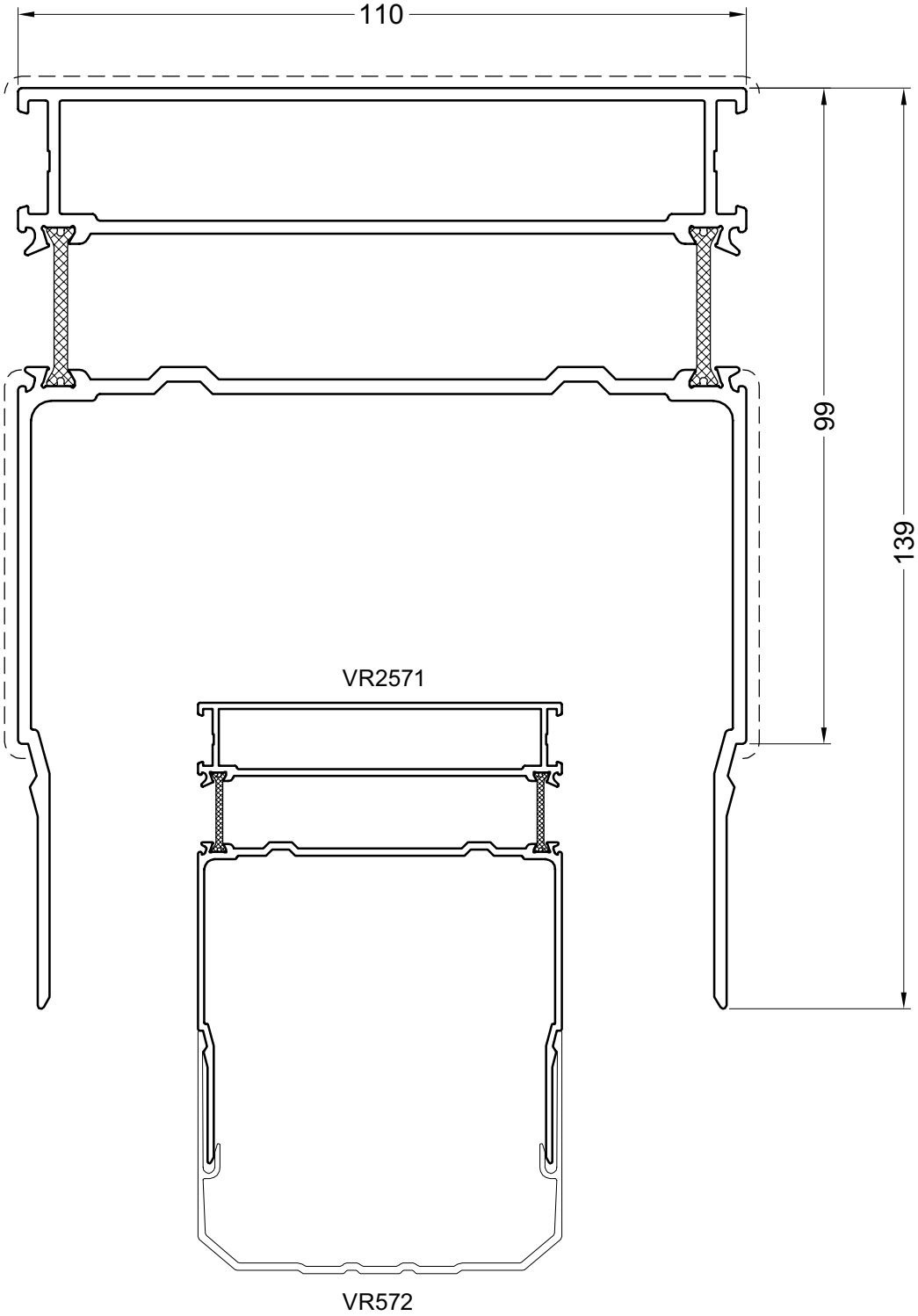

paga21

Primaire zichtbare zijde
Face visible primaire
Primär sichtbare Seite
Primary visible side

Secundaire zichtbare zijde
Face visible secondaire
Secondär sichtbare Seite
Secondary visible side

VR571

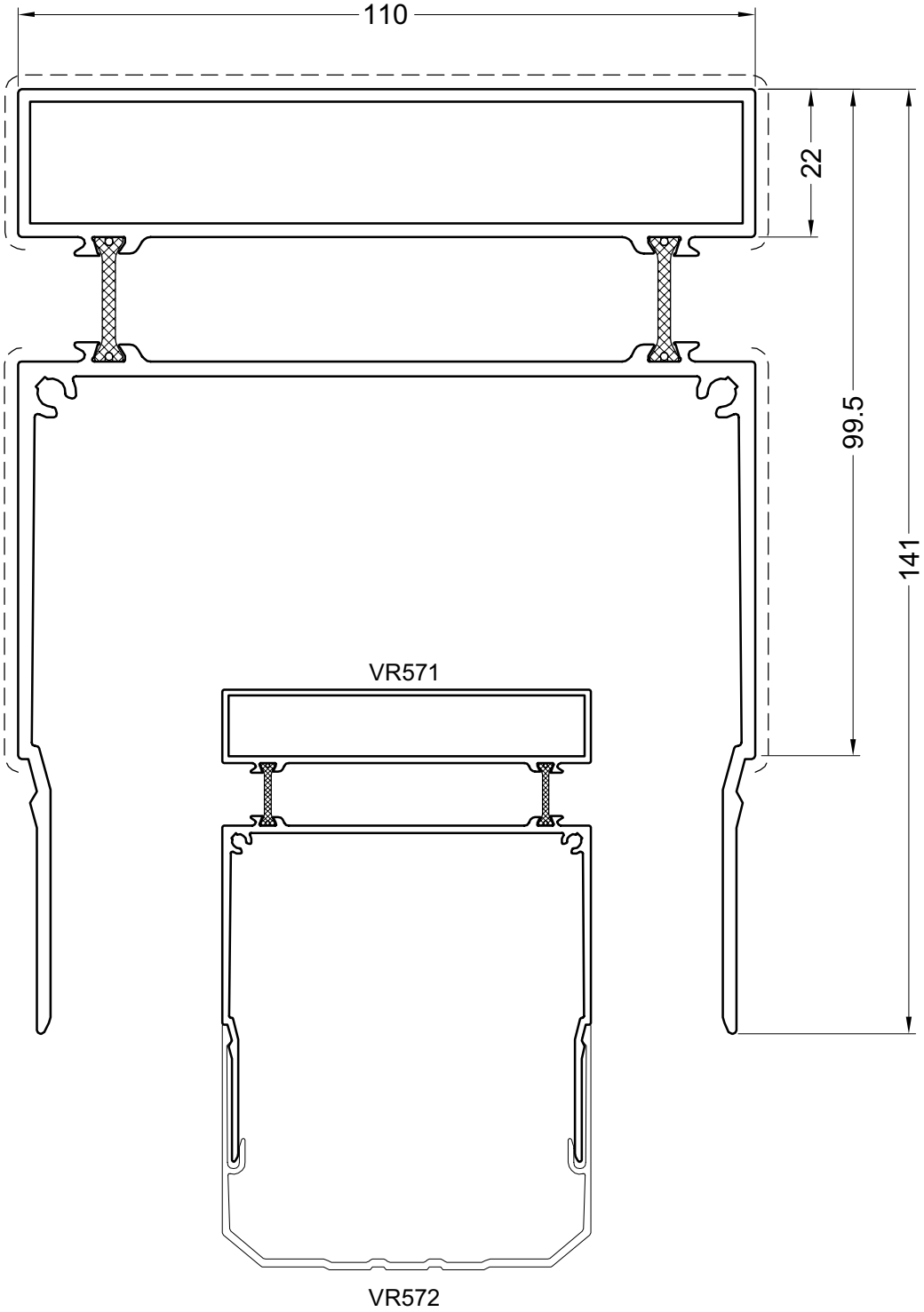

paga22

Primaire zichtbare zijde
Face visible primaire
Primär sichtbare Seite
Primary visible side

Secundaire zichtbare zijde
Face visible secondaire
Secondär sichtbare Seite
Secondary visible side

PALEN
POTEAUX
PFOSTEN
POSTS

PROFIELEN - PROFILS- PROFILE - PROFILES

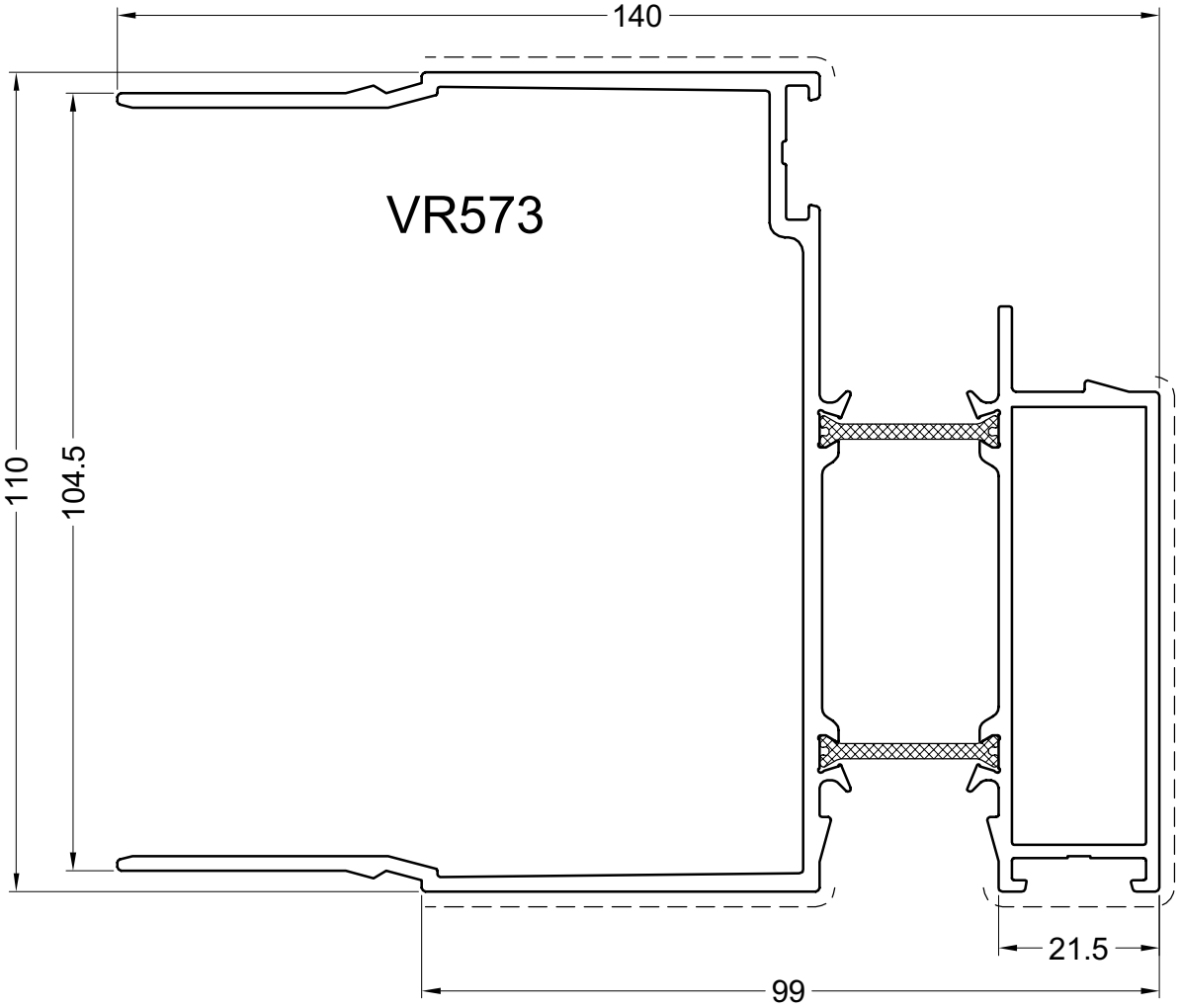

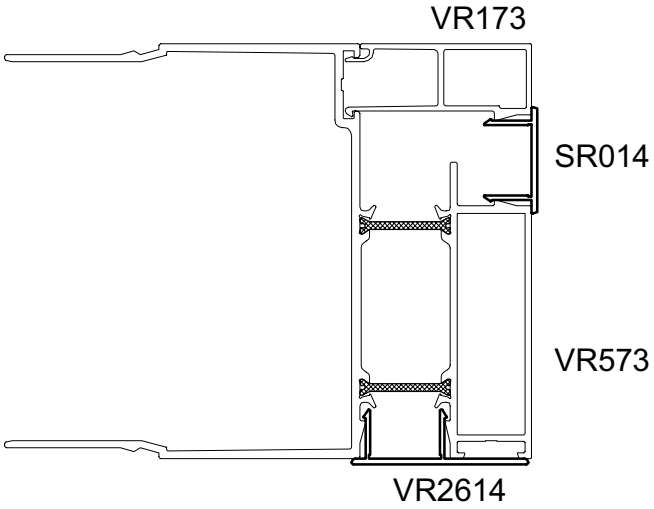

paga31

Primaire zichtbare zijde
Face visible primaire
Primär sichtbare Seite
Primary visible side

Secundaire zichtbare zijde
Face visible secondaire
Secondär sichtbare Seite
Secondary visible side

VR2774

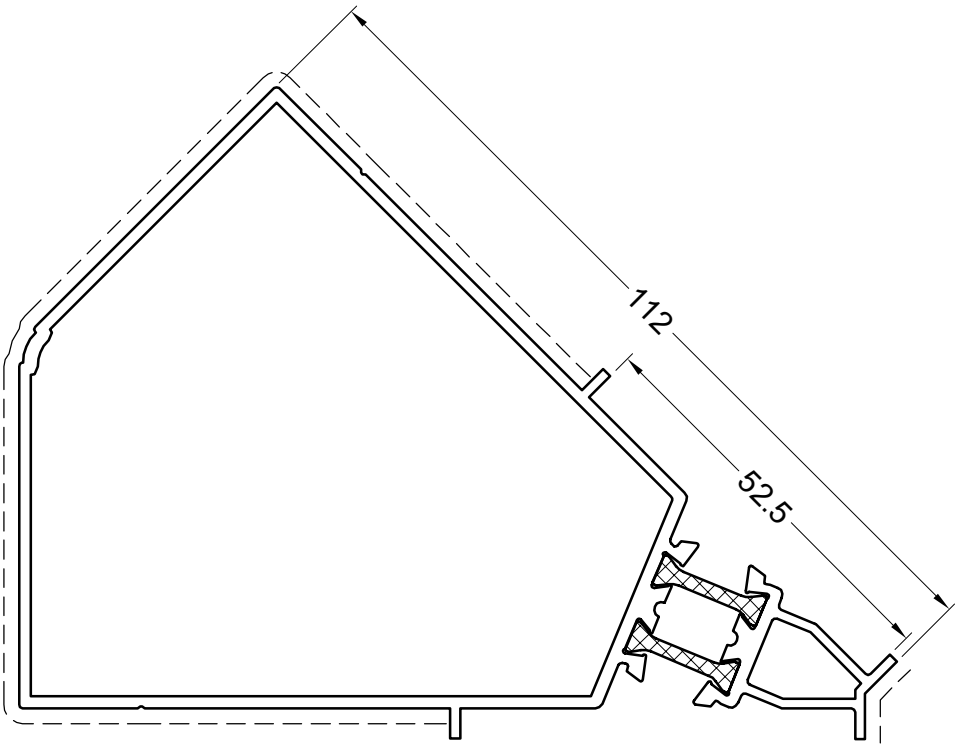

paga38

KAPPEN VOOR PALEN
CAPOTS POUR POTEAUX
KAPPEN FUR PFAHLEN
COVERS FOR POSTS

PROFIELEN - PROFILS- PROFILE - PROFILES

VR572

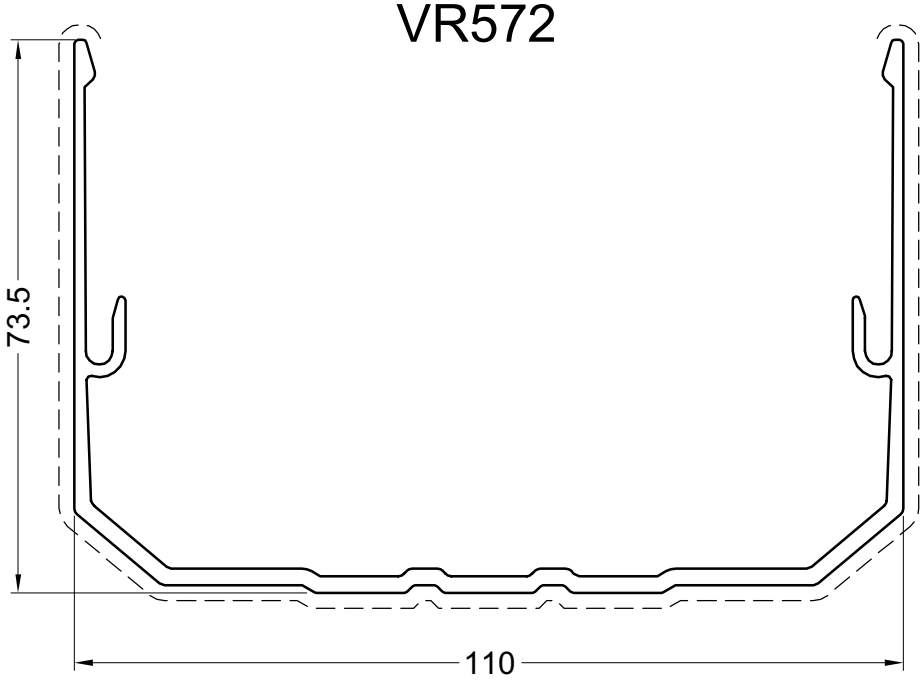

VR2571

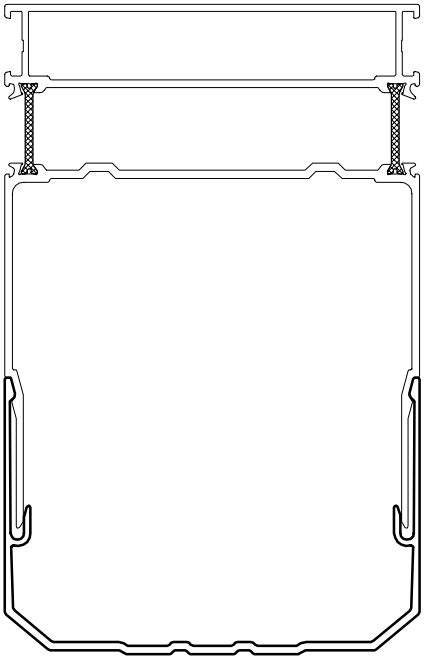

VR572

VR173 VR573

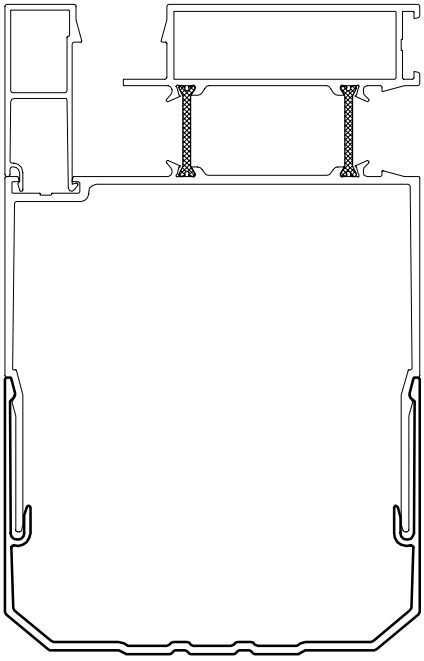

VR572

paga23

Primaire zichtbare zijde
Face visible primaire
Primär sichtbare Seite
Primary visible side

Secundaire zichtbare zijde
Face visible secondaire
Secondär sichtbare Seite
Secondary visible side

KAPPEN VOOR PALEN
CAPOTS POUR POTEAUX
KAPPEN FUR PFAHLEN
COVERS FOR POSTS

PROFIELEN - PROFILS- PROFILE - PROFILES

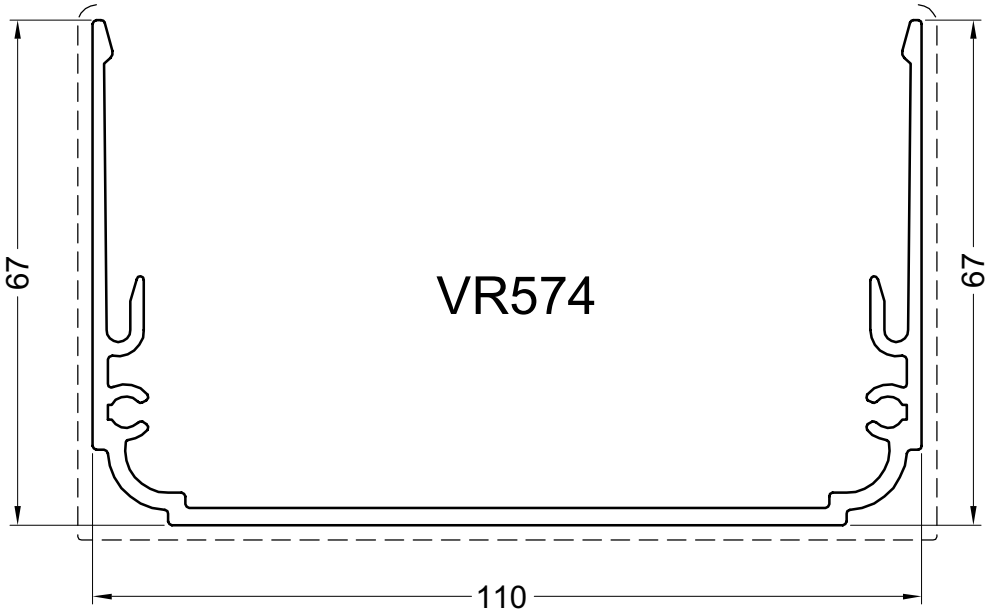



VR574

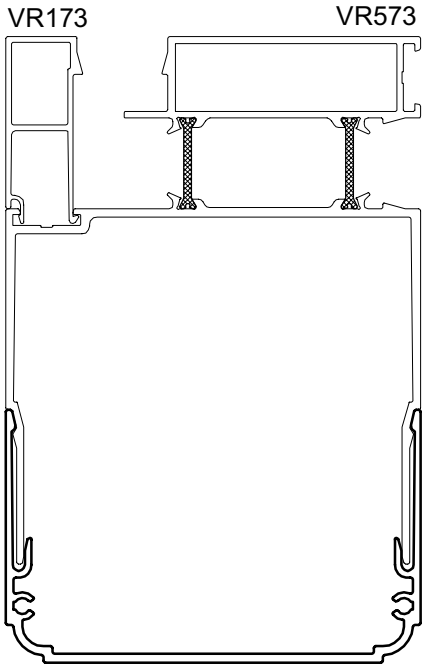

VR574

paga42

Primaire zichtbare zijde
Face visible primaire
Primär sichtbare Seite
Primary visible side

Secundaire zichtbare zijde
Face visible secondaire
Secondär sichtbare Seite
Secondary visible side

aliver2000+

smart® SYSTEMS

KAPPEN VOOR PALEN
CAPOTS POUR POTEAUX
KAPPEN FUR PFAHLEN
COVERS FOR POSTS

PROFIELEN - PROFILS- PROFILE - PROFILES

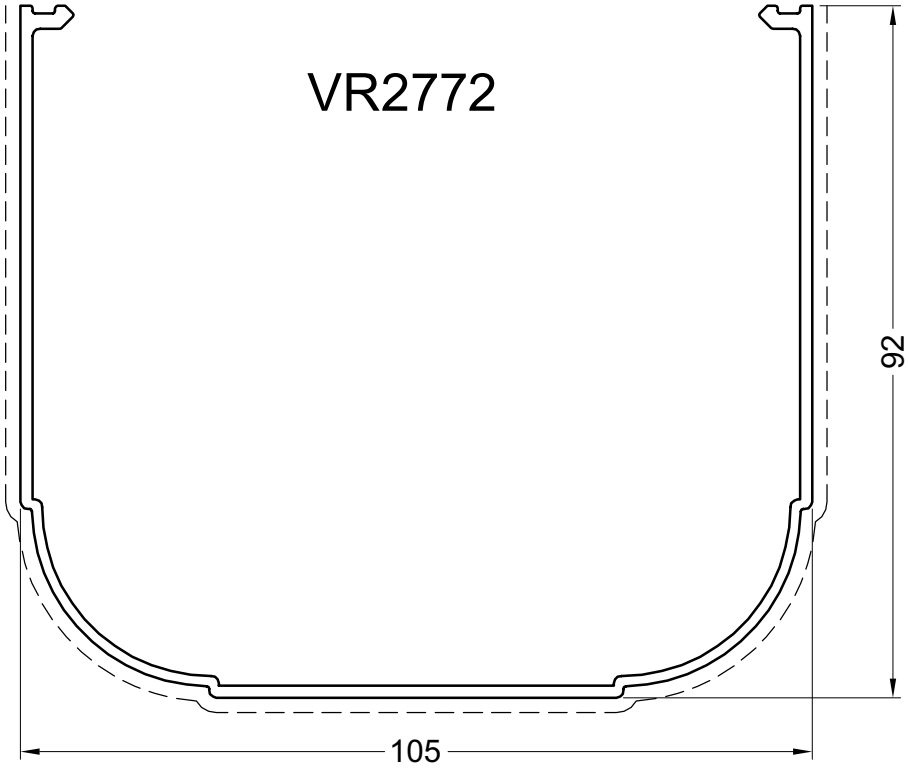

paga38a

Primaire zichtbare zijde
Face visible primaire
Primär sichtbare Seite
Primary visible side

Secundaire zichtbare zijde
Face visible secondaire
Secondär sichtbare Seite
Secondary visible side

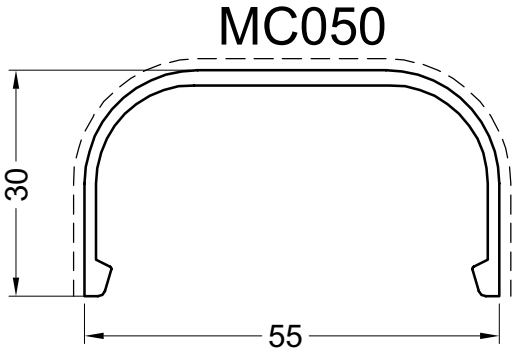

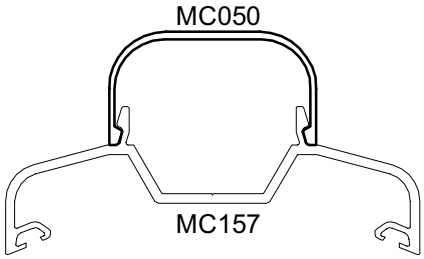

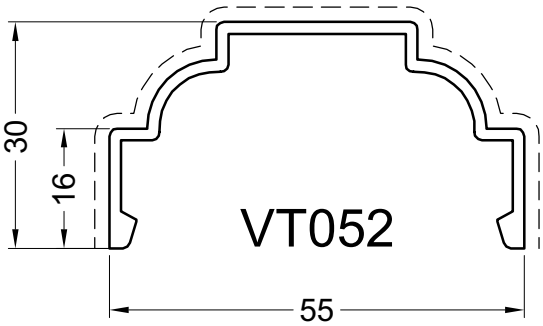

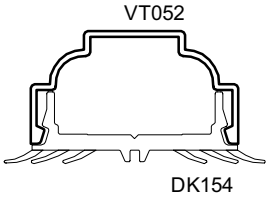

paga15

VR2710

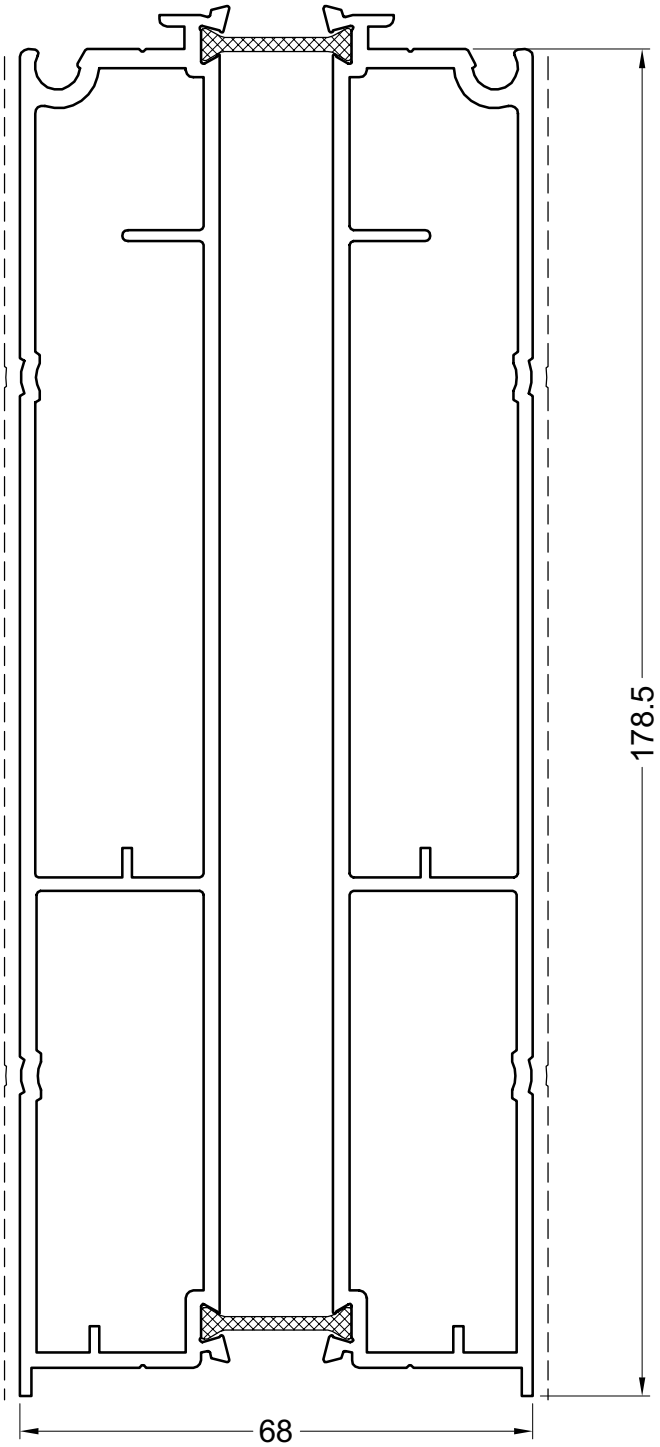

VR173

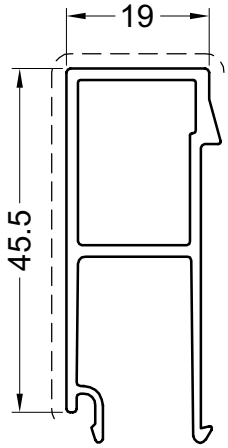

VR174

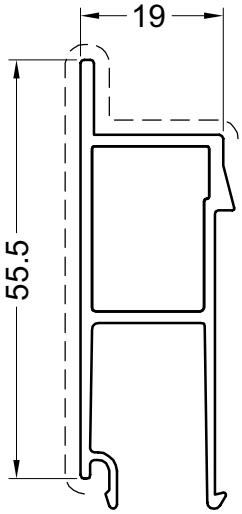

paga34

Primaire zichtbare zijde
Face visible primaire
Primär sichtbare Seite
Primary visible side

Secundaire zichtbare zijde
Face visible secondaire
Secondär sichtbare Seite
Secondary visible side

VR2720

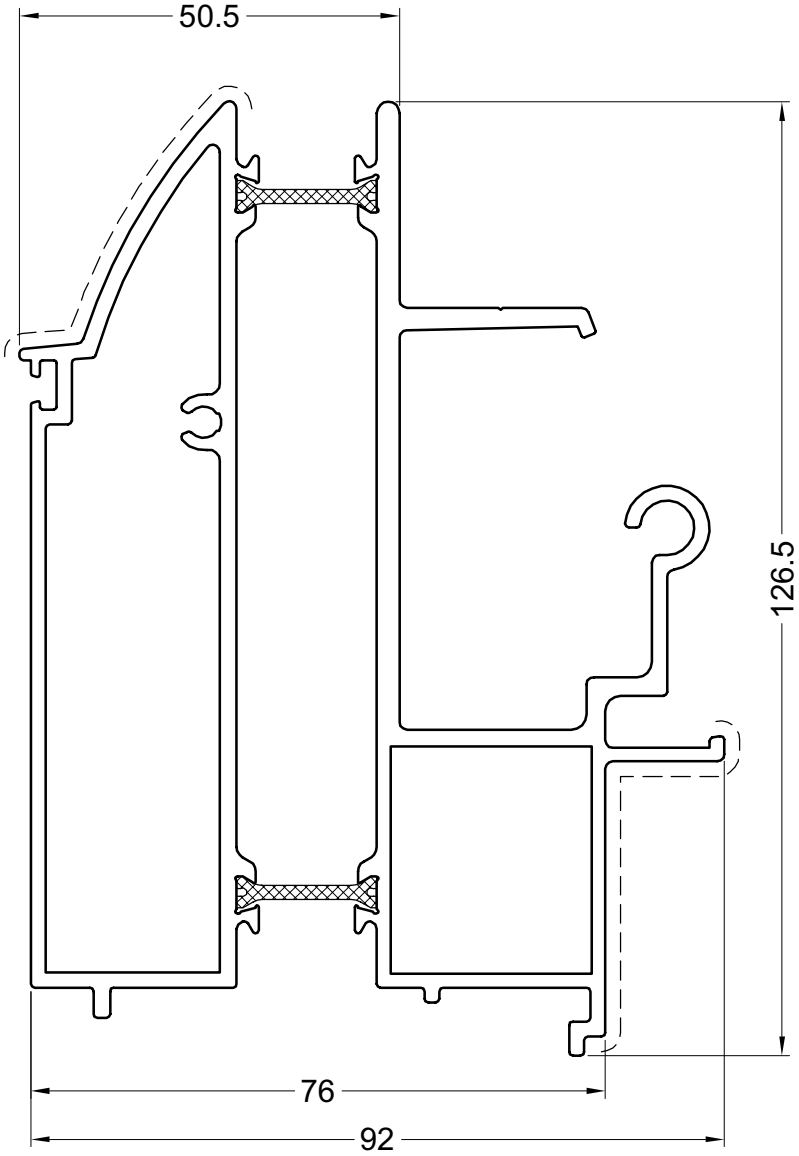

paga39

GOOT VERANDA ROLLUIK GEINTEGREERD
GOUTTIERE VERANDA VOLET INT.
DACHRINNEN WINTERGARTEN ROLLADEN INT;
HEADGUTTERS BLIND INT;

PROFIELEN - PROFILS- PROFILE - PROFILES

VR2721

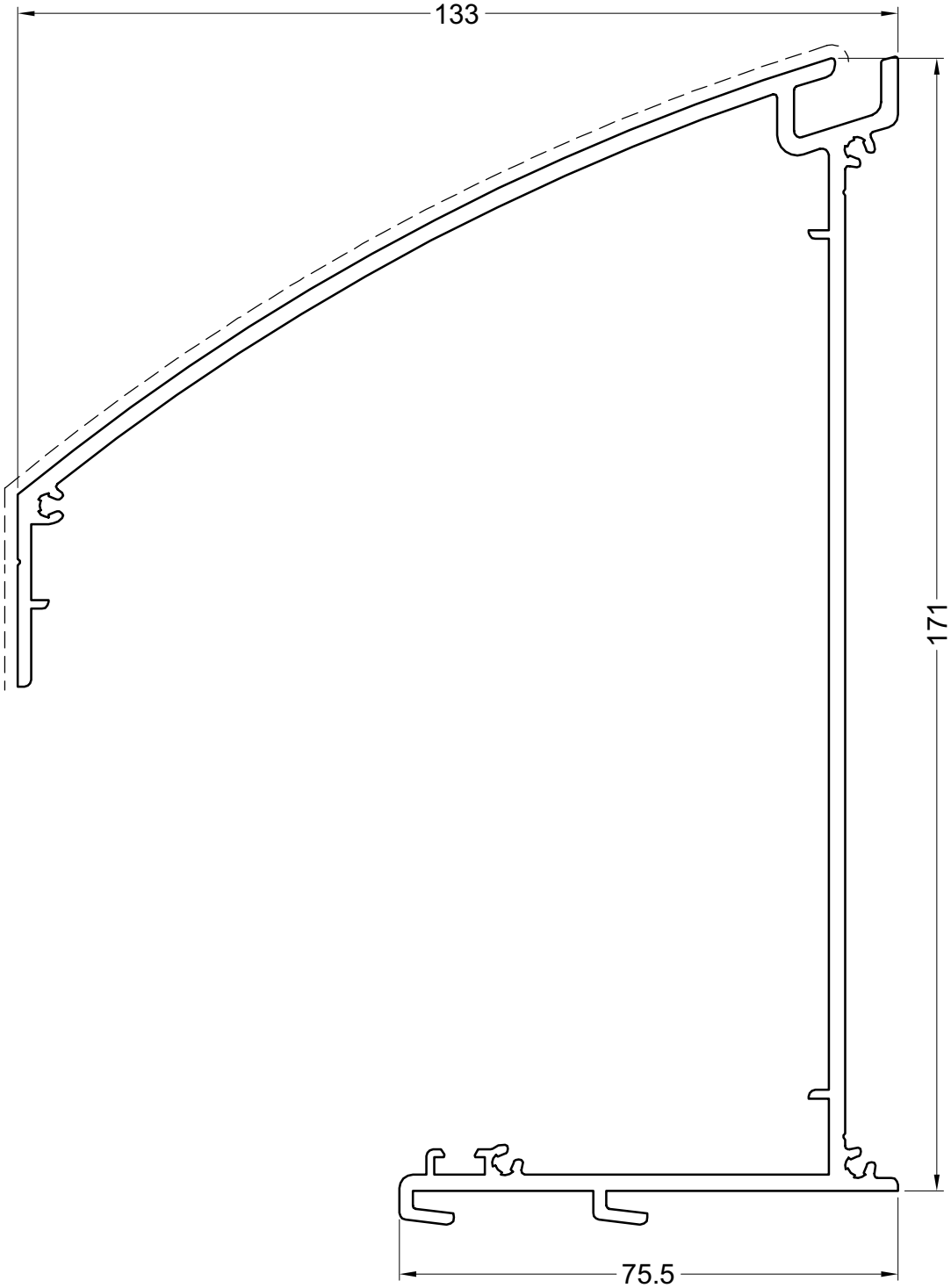

paga35

Primaire zichtbare zijde
Face visible primaire
Primär sichtbare Seite
Primary visible side

Secundaire zichtbare zijde
Face visible secondaire
Secondär sichtbare Seite
Secondary visible side

DEKSEL VOORKANT
CAPOT FACE AVANT
ABSCHLIEßPROFIL
COVER FRONT

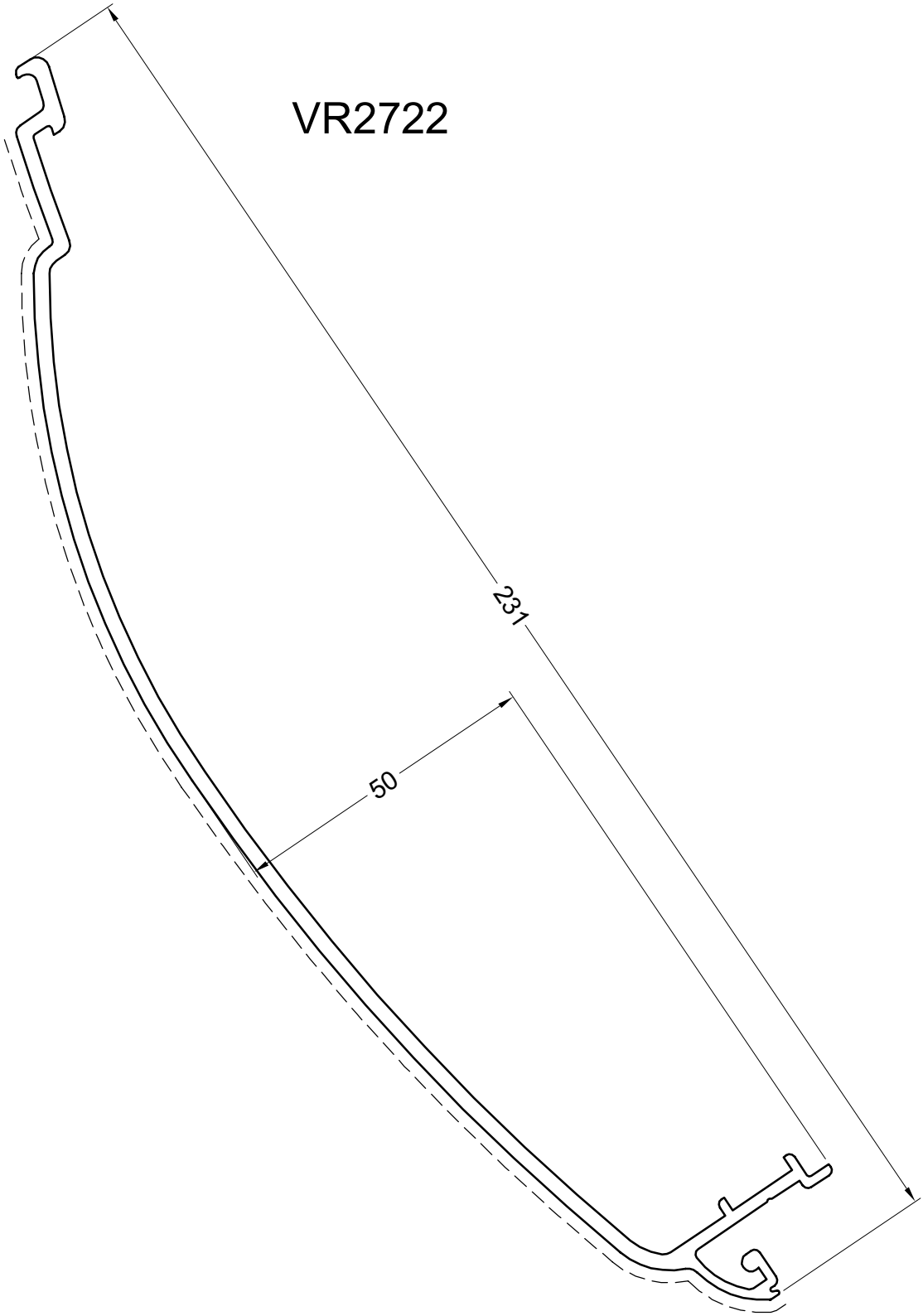

paga36

Primaire zichtbare zijde
Face visible primaire
Primär sichtbare Seite
Primary visible side

Secundaire zichtbare zijde
Face visible secondaire
Secondär sichtbare Seite
Secondary visible side

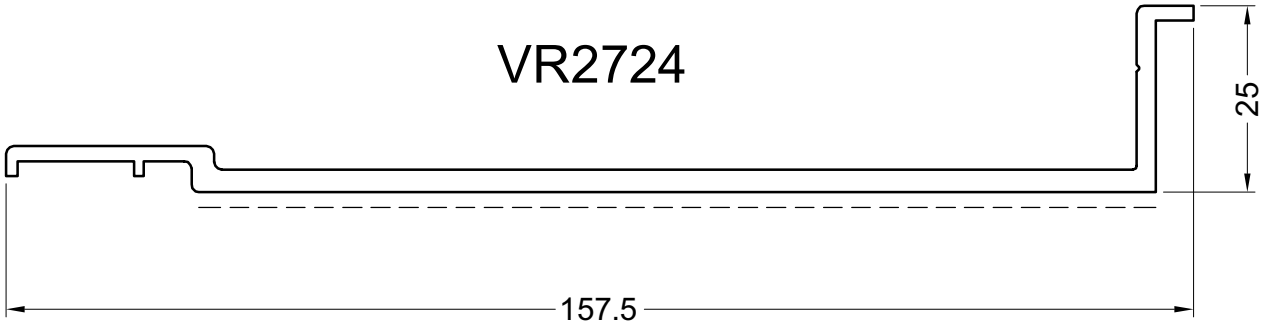

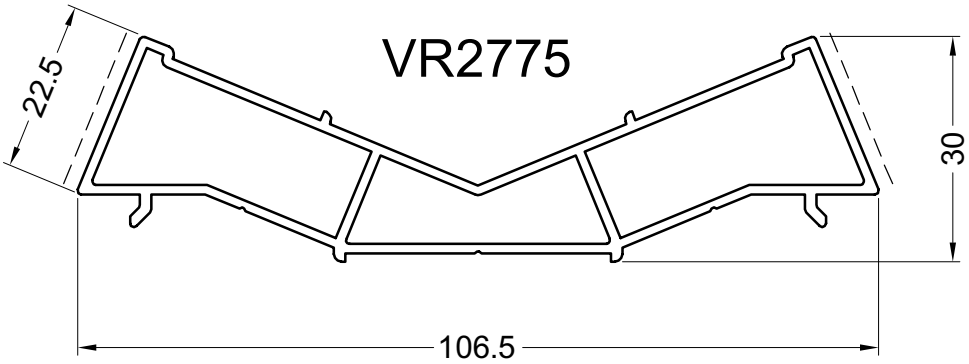

paga37

Primaire zichtbare zijde
Face visible primaire
Primär sichtbare Seite
Primary visible side

Secundaire zichtbare zijde
Face visible secondaire
Secondär sichtbare Seite
Secondary visible side

VR125

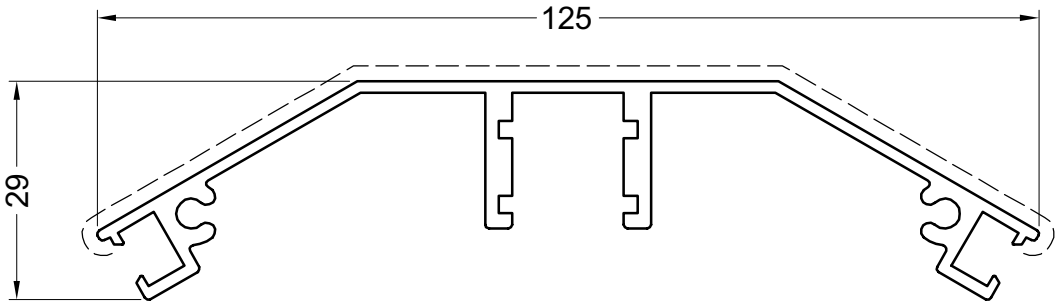

VR2125

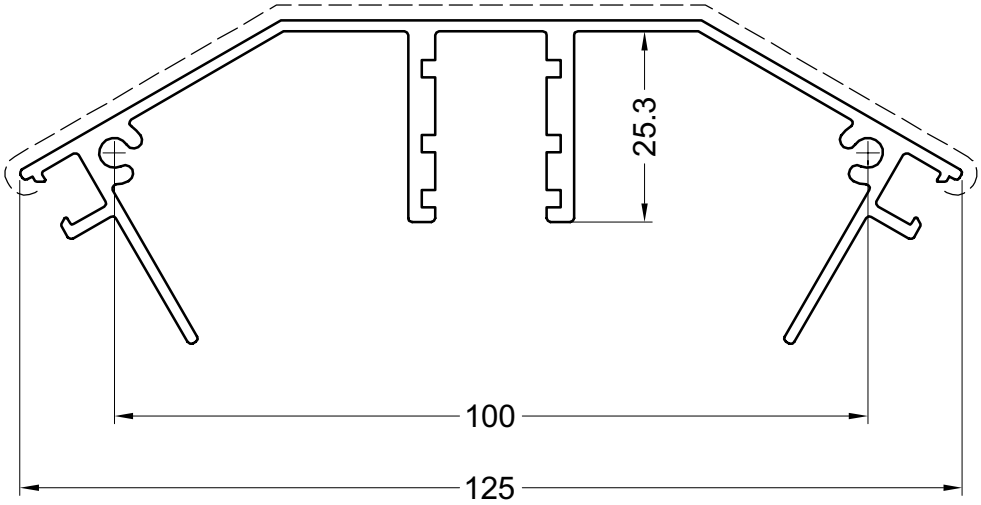

DIVERSE PROFIELEN
PROFILS DIVERS
DIVERS PROFILEN
VARIED PROFILES

PROFIELEN - PROFILS- PROFILE - PROFILES

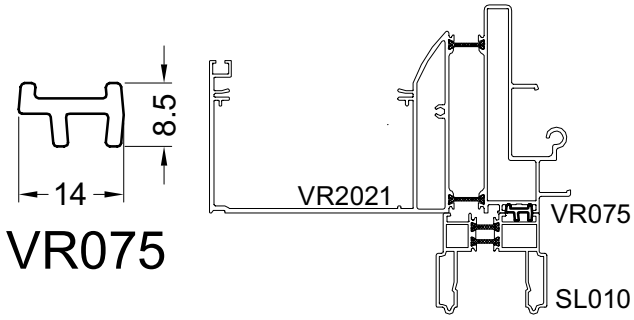

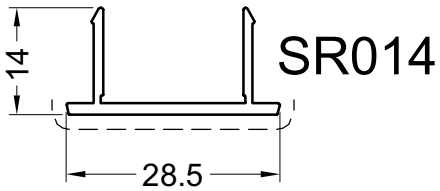

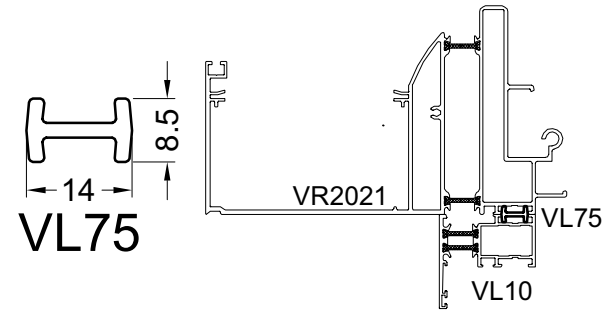

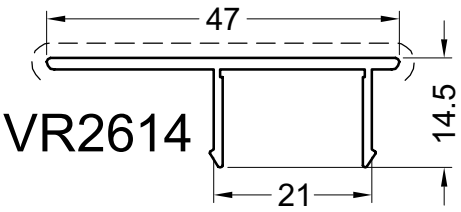

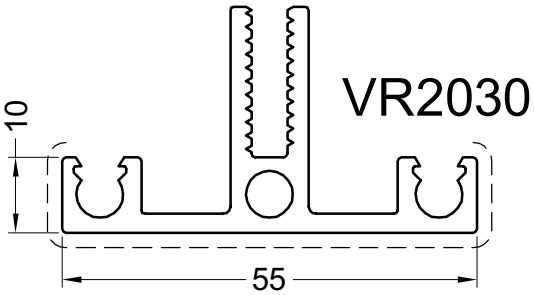

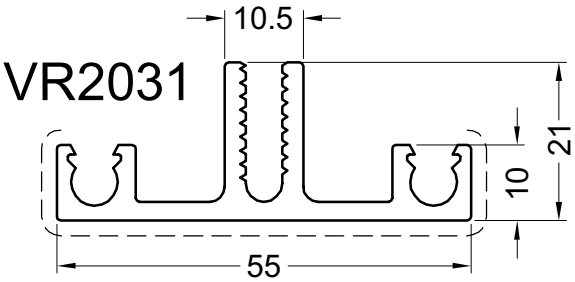

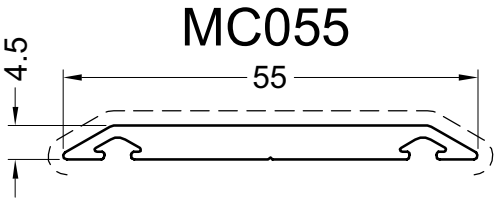

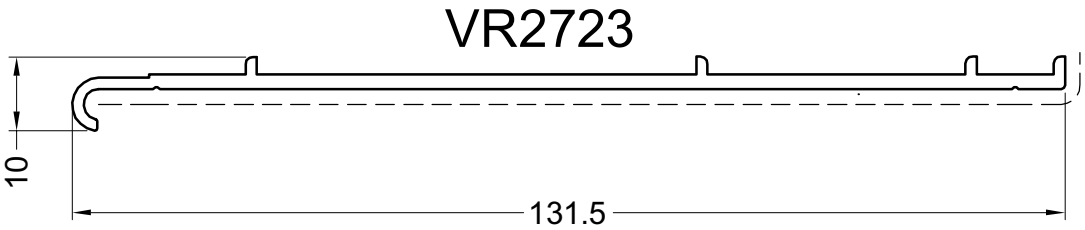

paga20

Primaire zichtbare zijde
Face visible primaire
Primär sichtbare Seite
Primary visible side

Secundaire zichtbare zijde
Face visible secondaire
Secondär sichtbare Seite
Secondary visible side

DIVERSE PROFIELEN
PROFILS DIVERS
DIVERS PROFILEN
VARIED PROFILES

PROFIELEN - PROFILS- PROFILE - PROFILES

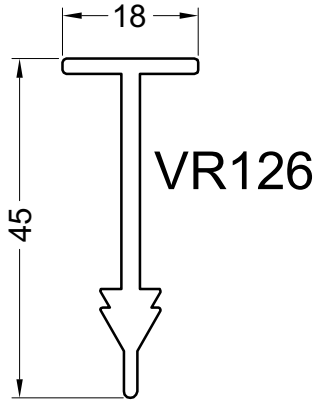

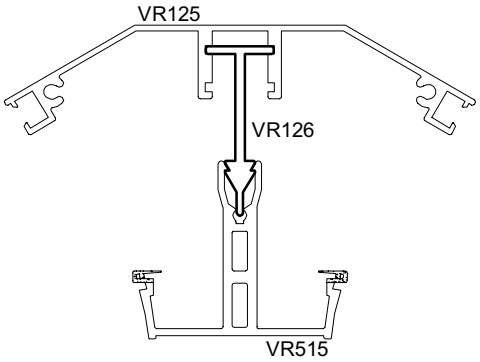

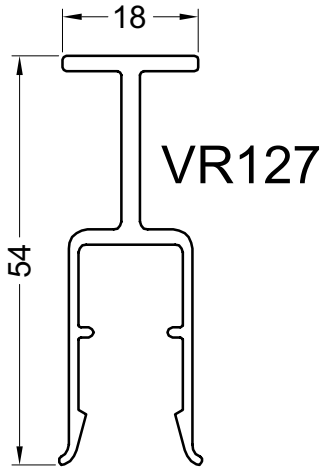

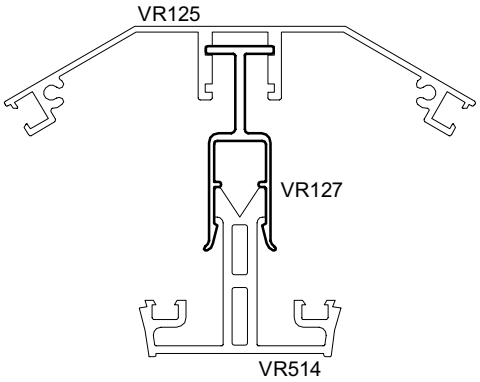

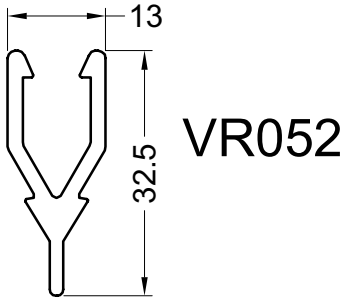

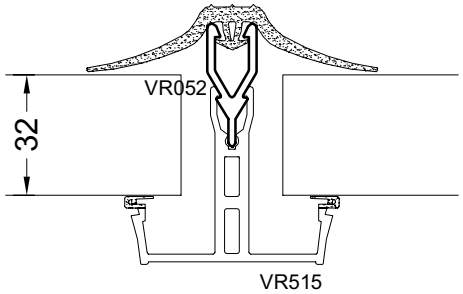

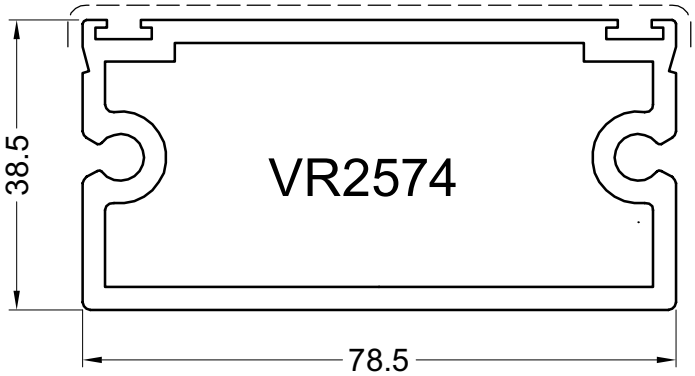

paga24

Primaire zichtbare zijde
Face visible primaire
Primär sichtbare Seite
Primary visible side

Secundaire zichtbare zijde
Face visible secondaire
Secondär sichtbare Seite
Secondary visible side

		Verp. per Emb. par Pack pr. Pack pr.	Eenheid Unité Einheit Unit	Toepassing Application Anwendung Application	Kleur Couleur Farbe Color
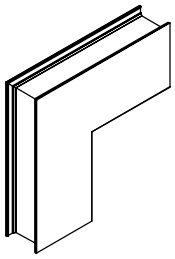 VOORBEELD, EXEMPLE, BEISPIEL, EXAMPLE	**ACVR011N** -Gelast stuk uit VR011N -Piece soude du VR011N -Geschweisst stuk aus VR011N -Welded piece out of VR011N	1	Stuk Pièce Stück Piece	VR011N	BR X AN KL X GS X Z W
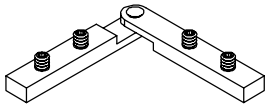	**ACVR020** -Variabele verbinding goot -Raccord orientable gouttière -Verstelbare Verbindung Dachrinne -Adjustable attach gutter	1	Stuk Pièce Stück Piece	VR2021 VR2121	BR AN KL GS Z W
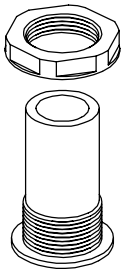	**ACVR021** -Overloop -Trop-plein -Uberlaufen Kontrolle -Overflow control	1	Stuk Pièce Stück Piece	VR2021 VR2121	BR AN KL GS Z X W X
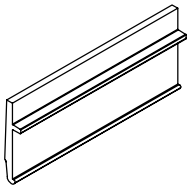	**ACVR056** -Glassteun enkel glas -Support cale de vitrage simple vitrage -Klotz-auflage Einfachverglasung -Glazing support single glazing	1	Stuk Pièce Stück Piece	VR2016 VR2017 VR2116 VR2117	BR AN KL GS Z W
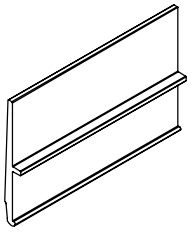	**ACVR057** -Glassteun -Support cale de vitrage -Klotz-auflage -Glazing support	1	Stuk Pièce Stück Piece	VR2016 VR2017 VR2116 VR2117	BR AN KL GS Z W

BR = BRUT - BRUT - ROH - BRUT
AN (X) = ANODISATIE - ANODISE - ELOXIERT - ANODISED
AN (■) = GELAKT - LAQUE - LACKIERT - LACQUERED -- RAL9006M
KL = STANDAARDKLEUREN - COULEUR STANDARD - BASIS FARBEN - BASIC COLORS
GS = GEMOFFELD SPECIAAL - LAQUE SPECIAL - SPECIALFARBE - SPECIAL COLOR
Z = ZWART - NOIR - SCHWARZ - BLACK
W = WIT - BLANC - WEISS - WHITE

GEREEDSCHAP - OUTILLAGE
WERKZEUG - TOOL

BEVESTIGING - FIXATION
BEFESTIGUNG - FIXATION

		Verp. per Emb. par Pack pr. Pack pr.	Eenheid Unité Einheit Unit	Toepassing Application Anwendung Application	Kleur Couleur Farbe Color
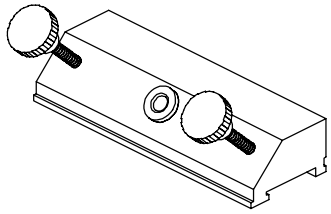	**ACVR090** -Boormal -Calibre -Bohrschablone -Boring jig set	1	Stuk Pièce Stück Piece	VR2016 VR2017	BR AN KL GS Z W
	**ACVR125** -Afdichting zijkant nok -Fermeture latérale faîtière -Endkappe für Dachfirst -Side plate for ridge	1 10	Stuk Pièce Stück Piece	VR125	BR X AN X KL X GS X Z W
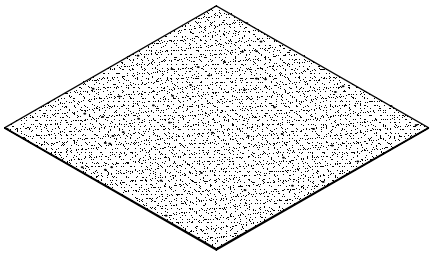	**ACVR140** -Zelfklevende EPDM 500/500/2.5mm -EPDM autocollant 500/500/2.5mm -Selbstklebend EPDM 500/500/2.5mm -Self-adhesive EPDM 500/500/2.5mm	1	Stuk Pièce Stück Piece	ACVR125 ACVR2021 ACVR2023 ACVR2024 ACVR2025 ACVR2121 ACVR2122 ACVR2123 ACVR2124 ACVR2125 ACVR2426 ACVR2427 ACVR2722 ACVR9521	BR AN KL GS Z W
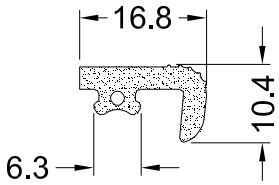	**ACVR200** -Beglazingsrubber veranda -Joint de vitrage veranda -Glashaltegummi für Veranda -Glazing gasket for conservatory	50	m	VR514	BR AN KL GS Z W
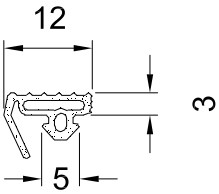	**ACVR201** -Dichtingsstrip met lip -Joint d'étanchéité avec moustache -Abdichtungsgummi mit Lippe -Sealstrip with lip	100	m	VR030 VR031 VR032 VR033 VR034 VR035 VR036 VR037 VT056	BR AN KL GS Z W

BR = BRUT - BRUT - ROH - BRUT
AN (X) = ANODISATIE - ANODISE - ELOXIERT - ANODISED
AN■) = GELAKT - LAQUE - LACKIERT - LACQUERED -- RAL9006M
KL = STANDAARDKLEUREN - COULEUR STANDARD - BASIS FARBEN - BASIC COLORS
GS = GEMOFFELD SPECIAAL - LAQUE SPECIAL - SPECIALFARBE - SPECIAL COLOR
Z = ZWART - NOIR - SCHWARZ - BLACK
W = WIT - BLANC - WEISS - WHITE

GEREEDSCHAP - OUTILLAGE
WERKZEUG - TOOL

BEVESTIGING - FIXATION
BEFESTIGUNG - FIXATION

		Verp. per Emb. par Pack pr. Pack pr.	Eenheid Unité Einheit Unit	Toepassing Application Anwendung Application	Kleur Couleur Farbe Color
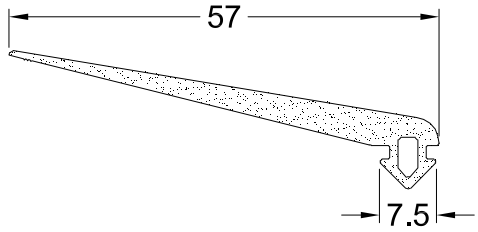	**ACVR202** -Dichtingsstrip muuraansluiting -Joint d'étanchéité murale -Abdichtungsgummi Mauer -Ridge sealstrip wall	25 50	m m	VR125 VR426 VR427 VR2426 VR2427	BR AN KL GS Z X W X
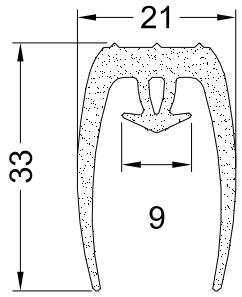	**ACVR208** -Beglazingsrubber polycarbonaat -Joint de vitrage pour polycarbonat -Glassgummi für Polycarbonat -Glazing strip for polycarbonate	50 35	m m	VR052 VR515 VR515A	BR AN KL GS Z X W X
	ACVR216 -Schroef met afdekkap -Vis avec capuchon -Schraube mit Endkappe -Screw with side plate **4.8x18**	100	Stuks Pièces Stücke Pieces		BR AN KL X GS Z W X
	ACVR218 -Halogeenlamp 35W -Lampe halogène 35W -Halogenlampe 35W -Spot bulb halogen 35W	1	Stuk Pièce Stück Piece	ACVR510 ACVR520	BR AN KL GS Z W
	ACVR219 -Transfo 200VA-230/12 -Transfo 200VA-230/12 -Transfo 200VA-230/12 -Transfo 200VA-230/12 **Max. 5 x ACVR218**	1	Stuk Pièce Stück Piece	ACVR218 VR011N VR011V VR2011	BR AN KL GS Z W

BR = BRUT - BRUT - ROH - BRUT
AN (X) = ANODISATIE - ANODISE - ELOXIERT - ANODISED
AN (■) = GELAKT - LAQUE - LACKIERT - LACQUERED -- RAL9006M
KL = STANDAARDKLEUREN - COULEUR STANDARD - BASIS FARBEN - BASIC COLORS
GS = GEMOFFELD SPECIAAL - LAQUE SPECIAL - SPECIALFARBE - SPECIAL COLOR
Z = ZWART - NOIR - SCHWARZ - BLACK
W = WIT - BLANC - WEISS - WHITE

GEREEDSCHAP - OUTILLAGE
WERKZEUG - TOOL

BEVESTIGING - FIXATION
BEFESTIGUNG - FIXATION

		Verp. per Emb. par Pack pr. Pack pr.	Eenheid Unité Einheit Unit	Toepassing Application Anwendung Application	Kleur Couleur Farbe Color
	**ACVR224N** -Dilatatiestuk goot -Pièce de dilatation gouttière -Dilatation für Dachrinne -Dilatation strip for gutter	1	Stuk Pièce Stück Piece	VR2121	BR AN KL GS Z W
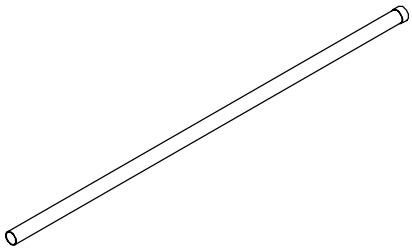	**ACVR226** -Ronde buis PVC 80mm met mof -Tube rond PVC 80mm avec manchon -Rundrohre PVC 80mm mit Muffe -Round tube PVC 80mm with sleeve L=3000mm	1	Stuk Pièce Stück Piece	ACVR2227	BR AN KL GS Z W
	**ACVR227** -Waterafvoer PVC -Crepine PVC -Regenabfur PVC -Leaf trap PVC	1	Stuk Pièce Stück Piece	VR2021 VR2121	BR AN KL GS Z W
	ACVR228 -Bocht PVC 80mm -Coude PVC 80mm -Winkelstück PVC 80mm -Bend PVC 80mm 90°	1	Stuk Pièce Stück Piece	ACVR226	BR AN KL GS Z W
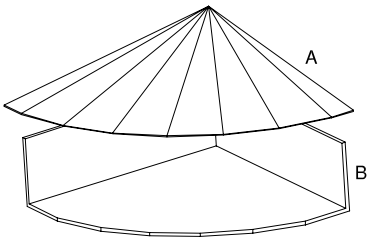 VOORBEELD, EXEMPLE, BEISPIEL, EXAMPLE	**ACVR300** -Kwart nokstuk + bovenplaat -Quart de faîtière + plaque supérieure -Viertel Hüfte + Platte oben -Quarter hip bracket + upper plate **op bestelling, sur commande** **auf Bestellung, on demand**	1	Stuk Pièce Stück Piece	VR011N VR011V VR2011	BR X AN X KL X GS X Z W

BR = BRUT - BRUT - ROH - BRUT
AN (X) = ANODISATIE - ANODISE - ELOXIERT - ANODISED
AN■) = GELAKT - LAQUE - LACKIERT - LACQUERED -- RAL9006M
KL = STANDAARDKLEUREN - COULEUR STANDARD - BASIS FARBEN - BASIC COLORS
GS = GEMOFFELD SPECIAAL - LAQUE SPECIAL - SPECIALFARBE - SPECIAL COLOR
Z = ZWART - NOIR - SCHWARZ - BLACK
W = WIT - BLANC - WEISS - WHITE

GEREEDSCHAP - OUTILLAGE
WERKZEUG - TOOL

BEVESTIGING - FIXATION
BEFESTIGUNG - FIXATION

		Verp. per Emb. par Pack pr. Pack pr.	Eenheid Unité Einheit Unit	Toepassing Application Anwendung Application	Kleur Couleur Farbe Color
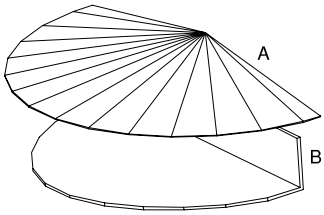 VOORBEELD, EXEMPLE, BEISPIEL, EXAMPLE	**ACVR301** -Half nokstuk + bovenplaat -Demi faîtière + plaque supérieure -Halbe Hüfte + Platte oben -Half hip bracket + upper plate **op bestelling, sur commande** **auf Bestellung, on demand**	1	Stuk Pièce Stück Piece	VR011N VR011V VR2011	BR X AN X KL X GS X Z W
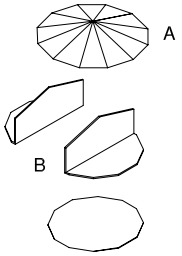 VOORBEELD, EXEMPLE, BEISPIEL, EXAMPLE	**ACVR302** -Rond nokstuk + bovenplaat -Faîtière circulaire + plaque supérieure -Hüfte rund + Platte oben -Round hip bracket + upper plate **op bestelling, sur commande** **auf Bestellung, on demand**	1	Stuk Pièce Stück Piece	VR011N VR011V VR2011	BR X AN X KL X GS X Z W
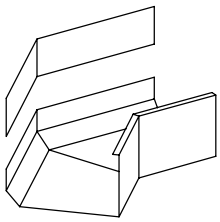 VOORBEELD, EXEMPLE, BEISPIEL, EXAMPLE	**ACVR305** -Gelast stuk voor VR2121 -Pièce soudé pour VR2121 -Geschweisst stück für VR2121 -Welded piece for VR2121 **op bestelling, sur commande** **auf Bestellung, on demand**	1	Stuk Pièce Stück Piece	VR2121	BR AN KL GS Z W
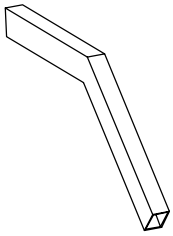 VOORBEELD, EXEMPLE, BEISPIEL, EXAMPLE	**ACVR306** -Gelast stuk -Pièce soudé -Geschweisst stück -Welded piece **op bestelling, sur commande** **auf Bestellung, on demand**	1	Stuk Pièce Stück Piece	VR011N	BR AN KL GS Z W
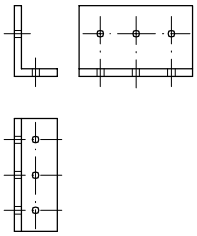	**ACVR322** -Bevestiging voor paal <-> goot -Fixation poteaux <-> gouttière -Verbindung Pfosten <-> Dachrinne -Fixation post <-> gutter	1	Stuk Pièce Stück Piece	VR2571 VR573	BR AN KL GS Z W

BR = BRUT - BRUT - ROH - BRUT
AN (X) = ANODISATIE - ANODISE - ELOXIERT - ANODISED
AN (■) = GELAKT - LAQUE - LACKIERT - LACQUERED -- RAL9006M
KL = STANDAARDKLEUREN - COULEUR STANDARD - BASIS FARBEN - BASIC COLORS
GS = GEMOFFELD SPECIAAL - LAQUE SPECIAL - SPECIALFARBE - SPECIAL COLOR
Z = ZWART - NOIR - SCHWARZ - BLACK
W = WIT - BLANC - WEISS - WHITE

GEREEDSCHAP - OUTILLAGE
WERKZEUG - TOOL

BEVESTIGING - FIXATION
BEFESTIGUNG - FIXATION

		Verp. per Emb. par Pack pr. Pack pr.	Eenheid Unité Einheit Unit	Toepassing Application Anwendung Application	Kleur Couleur Farbe Color
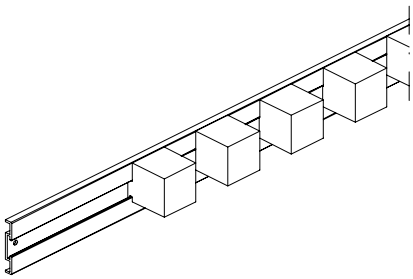	**ACVR425** -Qubic finish “dentil” -Qubic finish “dentil” -Qubic finish “dentil” -Qubic finish “dentil” **H = 50mm** **L = 3000mm**	1	Stuk Pièce Stück Piece		BR X AN X KL X GS X Z W
	ACVR510 -Inbouwspot PICOLO 12V - Max. 35W -Spot encastrable PICOLO 12V - Max. 35W -Einbau-Spotlight PICOLO 12V - Max. 35W -Built-in spotlight PICOLO 12V - Max. 35W **Boor-Trou-Loch-Hole = diam. 38mm**	1	Stuk Pièce Stück Piece	VR011N VR011V VR2011 ACVR218	BR AN KL X GS X Z W CHROOM
	ACVR511 -Opbouwspot op staaf 7cm - 220V - Max. 50W -Spot sur barre 7cm - 220V - Max. 50W -Spotlight auf stab 7cm - 220V - Max. 50W -Spotlight on bar 7cm - 220V - Max. 50W **Boor-Trou-Loch-Hole = diam. 29mm**	1	Stuk Pièce Stück Piece	VR011N VR011V VR2011	BR AN KL GS Z X W
	ACVR516 -Inbouwspot vast 220V - incl lamp 50W -Spot encastrable fixe 220V - incl lampe 50W -Einbau-Spotlight fest 220V - inkl lampe 50W -Built-in spotlight fixed 220V - incl lamp 50W **Boor-Trou-Loch-Hole = diam. 49mm**	1	Stuk Pièce Stück Piece	VR011N VR011V VR2011	BR AN KL GS Z X W X
	ACVR517 -Inbouwspot wentelbaar 12V - incl lamp 20W- Spot encastrable pivote 12V - incl lampe 20W -Einbau-Spotlight beweglich 12V - inkl lampe 20W -Built-in pivot spotlight 12V - incl lamp 20W **Boor-Trou-Loch-Hole = diam. 49mm**	1	Stuk Pièce Stück Piece	VR011N VR011V VR2011	BR AN KL GS Z X W X CHROOM

BR = BRUT - BRUT - ROH - BRUT
AN (X) = ANODISATIE - ANODISE - ELOXIERT - ANODISED
AN■) = GELAKT - LAQUE - LACKIERT - LACQUERED -- RAL9006M
KL = STANDAARDKLEUREN - COULEUR STANDARD - BASIS FARBEN - BASIC COLORS
GS = GEMOFFELD SPECIAAL - LAQUE SPECIAL - SPECIALFARBE - SPECIAL COLOR
Z = ZWART - NOIR - SCHWARZ - BLACK
W = WIT - BLANC - WEISS - WHITE

GEREEDSCHAP - OUTILLAGE
WERKZEUG - TOOL

BEVESTIGING - FIXATION
BEFESTIGUNG - FIXATION

		Verp. per Emb. par Pack pr. Pack pr.	Eenheid Unité Einheit Unit	Toepassing Application Anwendung Application	Kleur Couleur Farbe Color
	ACVR519 -Spot 220V - incl lamp 50W -Spot 220V - incl lampe 50W -Spotlight 220V - inkl lampe 50W -Spotlight 220V - incl lamp 50W **Boor-Trou-Loch-Hole = diam. 30mm**	1	Stuk Pièce Stück Piece	VR011N VR011V VR2011	BR AN KL GS Z X W X
	**ACVR520** -Spothouder -Armature spot -Lampen Passung -Spotholder **Boor-Trou-Loch-Hole = diam. 43mm**	1	Stuk Pièce Stück Piece	ACVR218	BR AN KL GS Z X W X
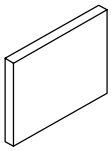	**ACVR600 x** -Afstandshouder 35mm/45mm -Espaceur 35mm/45mm -Distanzstück 35mm/45mm -Spacer 35mm/45mm **x = groen, vert, grün, green**	1	Stuk Pièce Stück Piece		BR AN KL GS Z W
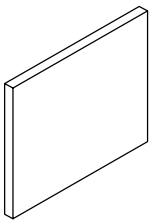	**ACVR601 x** -Afstandshouder 55mm/65mm -Espaceur 55mm/65mm -Distanzstück 55mm/65mm -Spacer 55mm/65mm **x = blauw, bleu, blau, blue**	1	Stuk Pièce Stück Piece		BR AN KL GS Z W
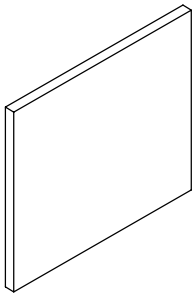	**ACVR602 x** -Afstandshouder 75mm/85mm -Espaceur 75mm/85mm -Distanzstück 75mm/85mm -Spacer 75mm/85mm **x = rood, rouge, rot, red**	1	Stuk Pièce Stück Piece		BR AN KL GS Z W

BR = BRUT - BRUT - ROH - BRUT
AN (X) = ANODISATIE - ANODISE - ELOXIERT - ANODISED
AN (■) = GELAKT - LAQUE - LACKIERT - LACQUERED -- RAL9006M
KL = STANDAARDKLEUREN - COULEUR STANDARD - BASIS FARBEN - BASIC COLORS
GS = GEMOFFELD SPECIAAL - LAQUE SPECIAL - SPECIALFARBE - SPECIAL COLOR
Z = ZWART - NOIR - SCHWARZ - BLACK
W = WIT - BLANC - WEISS - WHITE

GEREEDSCHAP - OUTILLAGE
WERKZEUG - TOOL

BEVESTIGING - FIXATION
BEFESTIGUNG - FIXATION

TOEBEHOREN - ACCESSOIRES - ZUBEHORTEILE - ACCESSORIES

		Verp. per Emb. par Pack pr. Pack pr.	Eenheid Unité Einheit Unit	Toepassing Application Anwendung Application	Kleur Couleur Farbe Color
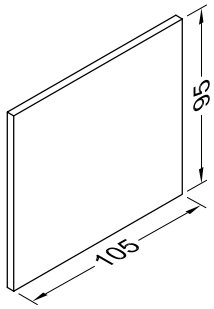	**ACVR603 x** -Afstandshouder 95mm/105mm -Espaceur 95mm/105mm -Distanzstück 95mm/105mm -Spacer 95mm/105mm **x = geel, jaune, gelb, yellow**	1	Stuk Pièce Stück Piece		BR AN KL GS Z W
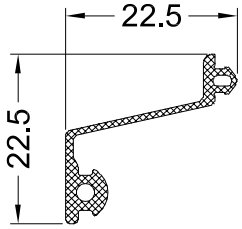	**ACVR720** -Rubber -Gache -Abdichtungsgummi -Gasket	50	m	VR2720 VR2721	BR AN KL GS Z W
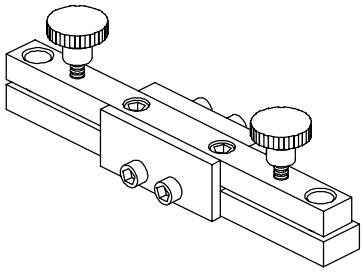	**ACVR900** -Boormal -Calibre -Bohrschablone -Boring jig set	1	Stuk Pièce Stück Piece	VR2021 VR2121	BR AN KL GS Z W
	**ACVR910** -Eindplaat gordijnrail -Embout pour rail cache rideau -Endplatte für vorhang Profil -End plate for curtain rail **DIN7981 4.2x16**	1 10	Stuk Pièce Stück Piece	VR910	BR X AN X KL X GS X Z W
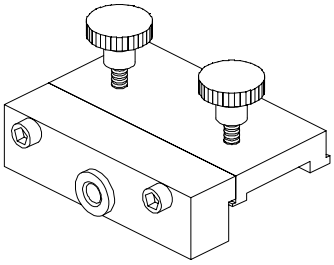	**ACVR911** -Boormal -Calibre -Bohrschablone -Boring jig set	1	Stuk Pièce Stück Piece	VR2116 VR2117	BR AN KL GS Z W

BR = BRUT - BRUT - ROH - BRUT
AN (X) = ANODISATIE - ANODISE - ELOXIERT - ANODISED
AN■) = GELAKT - LAQUE - LACKIERT - LACQUERED -- RAL9006M
KL = STANDAARDKLEUREN - COULEUR STANDARD - BASIS FARBEN - BASIC COLORS
GS = GEMOFFELD SPECIAAL - LAQUE SPECIAL - SPECIALFARBE - SPECIAL COLOR
Z = ZWART - NOIR - SCHWARZ - BLACK
W = WIT - BLANC - WEISS - WHITE

GEREEDSCHAP - OUTILLAGE
WERKZEUG - TOOL

BEVESTIGING - FIXATION
BEFESTIGUNG - FIXATION

		Verp. per Emb. par Pack pr. Pack pr.	Eenheid Unité Einheit Unit	Toepassing Application Anwendung Application	Kleur Couleur Farbe Color
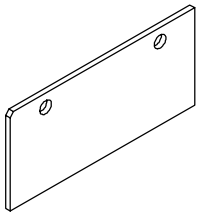	**ACVR912** -Eindplaat gordijnrail enkel -Embout pour rail cache rideau simple -Endplatte für vorhangschiene einzeln -End plate for curtain rail single **DIN7981 4.2x16**	1	Stuk Pièce Stück Piece	VR912	BR X AN X KL X GS X Z W
	ACVR916 -Nylon glijder -Glissière en nylon -Nylon gleiter -Nylon glider	100	Stuk Pièce Stück Piece	VR910 VR912	BR AN KL GS Z W
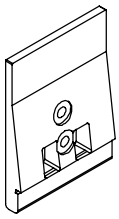	**ACVR1015** -Eindstuk 76mm -Pièce latérale 76mm -Abdichtung 76mm -Sealing 76mm	1 10	Stuk Pièce Stück Piece	VR514 VR515 VR515A	BR AN KL GS Z X W X
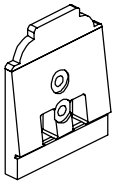	**ACVR1016** -Eindstuk 70mm -Pièce latérale 70mm -Abdichtung 70mm -Sealing 70mm	1 10	Stuk Pièce Stück Piece	VR514 VR515 VR515A	BR AN KL GS Z X W X
ALU 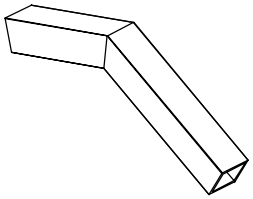 VOORBEELD, EXEMPLE, BEISPIEL, EXAMPLE	**ACVR1307** -Koppelstuk -Pièce de jonction -Verbindungsstück -Connecting piece **op bestelling, sur commande** **auf Bestellung, on demand**	1	Stuk Pièce Stück Piece	VR111N	BR AN KL GS Z W

BR = BRUT - BRUT - ROH - BRUT
AN (X) = ANODISATIE - ANODISE - ELOXIERT - ANODISED
AN (■) = GELAKT - LAQUE - LACKIERT - LACQUERED -- RAL9006M
KL = STANDAARDKLEUREN - COULEUR STANDARD - BASIS FARBEN - BASIC COLORS
GS = GEMOFFELD SPECIAAL - LAQUE SPECIAL - SPECIALFARBE - SPECIAL COLOR
Z = ZWART - NOIR - SCHWARZ - BLACK
W = WIT - BLANC - WEISS - WHITE

GEREEDSCHAP - OUTILLAGE
WERKZEUG - TOOL

BEVESTIGING - FIXATION
BEFESTIGUNG - FIXATION

		Verp. per Emb. par Pack pr. Pack pr.	Eenheid Unité Einheit Unit	Toepassing Application Anwendung Application	Kleur Couleur Farbe Color
ALU 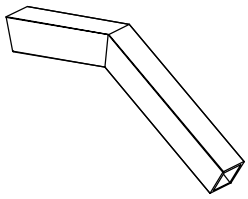 VOORBEELD, EXEMPLE, BEISPIEL, EXAMPLE	**ACVR1308** -Koppelstuk -Pièce de jonction -Verbindungsstück -Connecting piece **op bestelling, sur commande** **auf Bestellung, on demand**	1	Stuk Pièce Stück Piece	VR111V	BR AN KL GS Z W
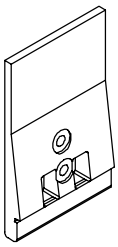	**ACVR2015** -Eindstuk 91mm -Pièce latérale 91mm -Abdichtung 91mm -Sealing 91mm	1 10	Stuk Pièce Stück Piece	VR514 VR515 VR515A	BR AN KL GS Z X W X
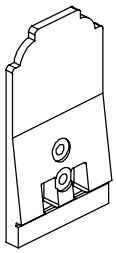	**ACVR2016** -Eindstuk 105mm -Pièce latérale 105mm -Abdichtung 105mm -Sealing 105mm	1 10	Stuk Pièce Stück Piece	VR514 VR515 VR515A	BR AN KL GS Z X W X
	**ACVR2017** -Eindstuk 102.5mm -Pièce latérale 102.5mm -Abdichtung 102.5mm -Sealing 102.5mm	1 10	Stuk Pièce Stück Piece	VR514 VR515 VR515A	BR AN KL GS Z X W X
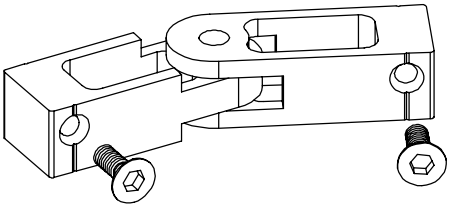	**ACVR2020** -Variabel koppelstuk voor goot -Jonction variable pour gouttière -Variabel Verbindung für Dachrinne -Variable cleat for gutter	1	Stuk Pièce Stück Piece	VR2021 VR2121	BR AN KL GS Z W

BR = BRUT - BRUT - ROH - BRUT
AN (X) = ANODISATIE - ANODISE - ELOXIERT - ANODISED
AN■) = GELAKT - LAQUE - LACKIERT - LACQUERED -- RAL9006M
KL = STANDAARDKLEUREN - COULEUR STANDARD - BASIS FARBEN - BASIC COLORS
GS = GEMOFFELD SPECIAAL - LAQUE SPECIAL - SPECIALFARBE - SPECIAL COLOR
Z = ZWART - NOIR - SCHWARZ - BLACK
W = WIT - BLANC - WEISS - WHITE

GEREEDSCHAP - OUTILLAGE
WERKZEUG - TOOL

BEVESTIGING - FIXATION
BEFESTIGUNG - FIXATION

		Verp. per Emb. par Pack pr. Pack pr.	Eenheid Unité Einheit Unit	Toepassing Application Anwendung Application	Kleur Couleur Farbe Color
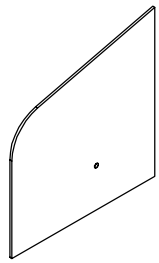	**ACVR2021** -Eindplaat -Plaque -Endstück -End piece	1 10	Stuk Pièce Stück Piece	VR2021	BR X AN X KL X GS X Z W
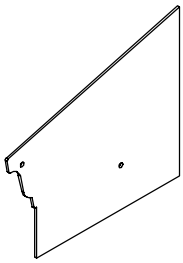	**ACVR2023** -Eindplaat -Plaque -Endstück -End piece	1 10	Stuk Pièce Stück Piece	VR2021 VT123	BR X AN X KL X GS X Z W
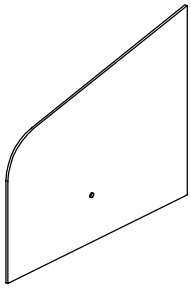	**ACVR2024** -Eindplaat - pergola -Plaque - pergola -Endstück - pergola -End piece - pergola	1 10	Stuk Pièce Stück Piece	VR2021	BR X AN X KL X GS X Z W
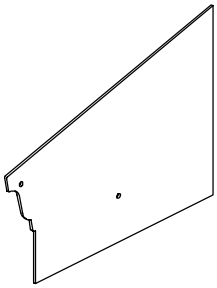	**ACVR2025** -Eindplaat - pergola -Plaque - pergola -Endstück - pergola -End piece - pergola	1 10	Stuk Pièce Stück Piece	VR2021 VT123	BR X AN X KL X GS X Z W
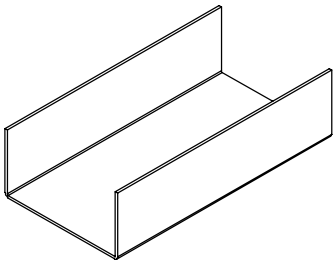	**ACVR2030** -Dilatatiestuk -Pièce de dilatation -Dilatation -Connection piece	1	Stuk Pièce Stück Piece	VR2021	BR AN KL GS Z W

BR = BRUT - BRUT - ROH - BRUT
AN (X) = ANODISATIE - ANODISE - ELOXIERT - ANODISED
AN (■) = GELAKT - LAQUE - LACKIERT - LACQUERED -- RAL9006M
KL = STANDAARDKLEUREN - COULEUR STANDARD - BASIS FARBEN - BASIC COLORS
GS = GEMOFFELD SPECIAAL - LAQUE SPECIAL - SPECIALFARBE - SPECIAL COLOR
Z = ZWART - NOIR - SCHWARZ - BLACK
W = WIT - BLANC - WEISS - WHITE

GEREEDSCHAP - OUTILLAGE
WERKZEUG - TOOL

BEVESTIGING - FIXATION
BEFESTIGUNG - FIXATION

		Verp. per Emb. par Pack pr. Pack pr.	Eenheid Unité Einheit Unit	Toepassing Application Anwendung Application	Kleur Couleur Farbe Color
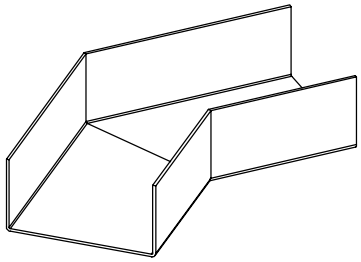	**ACVR2031 Y** -Variabel koppelstuk -Pièce raccord variable -Variabel Verbindungsstück -Variable coupling piece	1	Stuk Pièce Stück Piece	VR2021	BR AN KL GS Z W
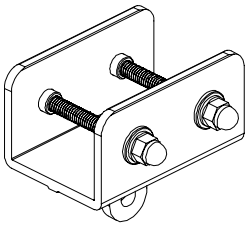	**ACVR2068** -Verbindingsstuk voor trekker -Pièce de jonction pour tirant -Verbindung für Bracket -Binding joint for bracket	1	Stuk Pièce Stück Piece	VR011N VR011V VR2011 VR2011V	BR X AN KL X GS X Z W X
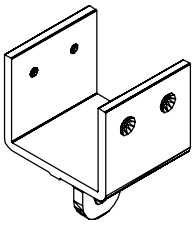	**ACVR2069** -Verbindingsstuk voor trekker -Pièce de jonction pour tirant -Verbindung für Bracket -Binding joint for bracket	1	Stuk Pièce Stück Piece	VR011N VR011V	BR X AN KL X GS X Z W X
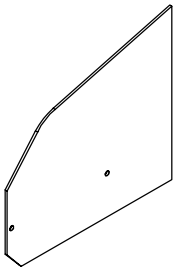	**ACVR2121** -Eindplaat -Plaque -Endstück -End piece	1 10	Stuk Pièce Stück Piece	VR2121 of VR9522 + VR2021	BR X AN X KL X GS X Z W
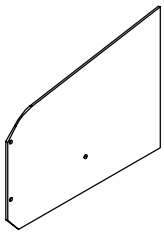	**ACVR2122** -Eindplaat -Plaque -Endstück -End piece	1	Stuk Pièce Stück Piece	VR2121 + VR124	BR X AN X KL X GS X Z W

BR = BRUT - BRUT - ROH - BRUT
AN (X) = ANODISATIE - ANODISE - ELOXIERT - ANODISED
AN■) = GELAKT - LAQUE - LACKIERT - LACQUERED -- RAL9006M
KL = STANDAARDKLEUREN - COULEUR STANDARD - BASIS FARBEN - BASIC COLORS
GS = GEMOFFELD SPECIAAL - LAQUE SPECIAL - SPECIALFARBE - SPECIAL COLOR
Z = ZWART - NOIR - SCHWARZ - BLACK
W = WIT - BLANC - WEISS - WHITE

GEREEDSCHAP - OUTILLAGE
WERKZEUG - TOOL

BEVESTIGING - FIXATION
BEFESTIGUNG - FIXATION

		Verp. per Emb. par Pack pr. Pack pr.	Eenheid Unité Einheit Unit	Toepassing Application Anwendung Application	Kleur Couleur Farbe Color
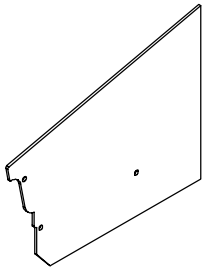	**ACVR2123** -Eindplaat -Plaque -Endstück -End piece	1 10	Stuk Pièce Stück Piece	VR2121 + VR123	BR X AN X KL X GS X Z W
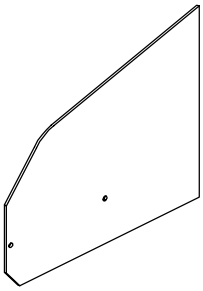	**ACVR2124** -Eindplaat - pergola -Plaque - pergola -Endstück - pergola -End piece - pergola	1 10	Stuk Pièce Stück Piece	VR2121	BR X AN X KL X GS X Z W
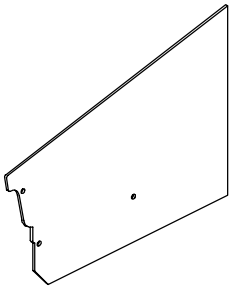	**ACVR2125** -Eindplaat - pergola -Plaque - pergola -Endstück - pergola -End piece - pergola	1 10	Stuk Pièce Stück Piece	VR2121 VT123	BR X AN X KL X GS X Z W
	ACVR2227 -Waterafvoer PVC -Crepine PVC -Regenabfur PVC -Leaf trap PVC	1	Stuk Pièce Stück Piece	VR2021 VR2121	BR AN KL GS Z W
	**ACVR2228** -Verloopstuk PVC voor goot Ø80 -> Ø75 -Manchon PVC pour gouttière Ø80 -> Ø75 -Fitting PVC für regenrinne Ø80 -> Ø75 -Muff PVC for gutter Ø80 -> Ø75	1	Stuk Pièce Stück Piece	ACVR227	BR AN KL GS Z W

BR = BRUT - BRUT - ROH - BRUT
AN (X) = ANODISATIE - ANODISE - ELOXIERT - ANODISED
AN (■) = GELAKT - LAQUE - LACKIERT - LACQUERED -- RAL9006M
KL = STANDAARDKLEUREN - COULEUR STANDARD - BASIS FARBEN - BASIC COLORS
GS = GEMOFFELD SPECIAAL - LAQUE SPECIAL - SPECIALFARBE - SPECIAL COLOR
Z = ZWART - NOIR - SCHWARZ - BLACK
W = WIT - BLANC - WEISS - WHITE

GEREEDSCHAP - OUTILLAGE
WERKZEUG - TOOL

BEVESTIGING - FIXATION
BEFESTIGUNG - FIXATION

		Verp. per Emb. par Pack pr. Pack pr.	Eenheid Unité Einheit Unit	Toepassing Application Anwendung Application	Kleur Couleur Farbe Color
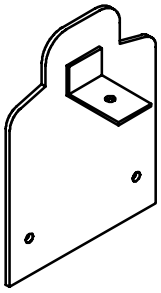	**ACVR2245** -Eindplaat voor nok -Plaque pour faîtière -Endstück für Dachfirst -End piece for ridge	1 10	Stuk Pièce Stück Piece	MC157	BR X AN X KL X GS X Z W
ALU 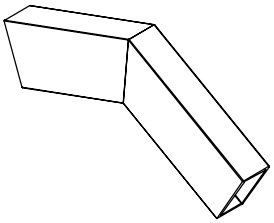 VOORBEELD, EXEMPLE, BEISPIEL, EXAMPLE	**ACVR2306 Y** -Gelast stuk voor VR2011 -Pièce soudé pour VR2011 -Geschweisst stück für VR2011 -Welded piece for VR2011 **op bestelling, sur commande** **auf Bestellung, on demand**	1	Stuk Pièce Stück Piece	VR2011	BR AN KL GS Z W
ALU 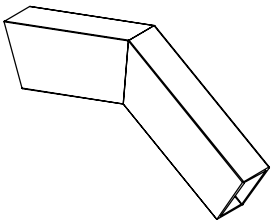 VOORBEELD, EXEMPLE, BEISPIEL, EXAMPLE	**ACVR2308 Y** -Koppelstuk voor VR011V -Pièce de jonction pour VR011V -Verbindungsstück für VR011V -Connecting piece for VR011V **op bestelling, sur commande** **auf Bestellung, on demand**	1	Stuk Pièce Stück Piece	VR011V	BR AN KL GS Z W
	ACVR2426 -Eindplaat -Plaque -Endstück -End piece	1 10	Stuk Pièce Stück Piece	VR2426	BR X AN X KL X GS X Z W
	**ACVR2427** -Eindplaat -Plaque -Endstück -End piece	1 10	Stuk Pièce Stück Piece	VR2427	BR X AN X KL X GS X Z W

BR = BRUT - BRUT - ROH - BRUT
AN (X) = ANODISATIE - ANODISE - ELOXIERT - ANODISED
AN■) = GELAKT - LAQUE - LACKIERT - LACQUERED -- RAL9006M
KL = STANDAARDKLEUREN - COULEUR STANDARD - BASIS FARBEN - BASIC COLORS
GS = GEMOFFELD SPECIAAL - LAQUE SPECIAL - SPECIALFARBE - SPECIAL COLOR
Z = ZWART - NOIR - SCHWARZ - BLACK
W = WIT - BLANC - WEISS - WHITE

GEREEDSCHAP - OUTILLAGE
WERKZEUG - TOOL

BEVESTIGING - FIXATION
BEFESTIGUNG - FIXATION

		Verp. per Emb. par Pack pr. Pack pr.	Eenheid Unité Einheit Unit	Toepassing Application Anwendung Application	Kleur Couleur Farbe Color
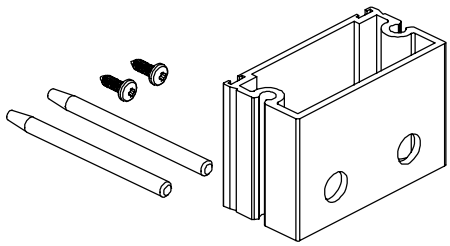	**ACVR2574** -Bevestiging VR2574/VR2575 -Montage VR2574/VR2575 -Montage VR2574/VR2575 -Assembly VR2574/VR2575	1	Stuk Pièce Stück Piece	VR2574 VR2575	BR AN KL GS Z W
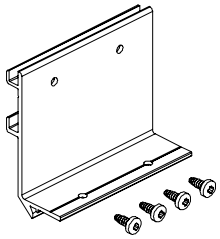	**ACVR2720** -Bevestiging VR2721/VR2720 -Montage VR2721/VR2720 -Montage VR2721/VR2720 -Assembly VR2721/VR2720	1	Stuk Pièce Stück Piece	VR2720 VR2721	BR AN KL GS Z W
	ACVR2721 -Verbindingsstuk goot -Pièce de jonction gouttière -Verbindung Dachrinne -Joint gutter	1	Stuk Pièce Stück Piece	VR2710 VR2721 VR2722	BR AN KL GS Z W
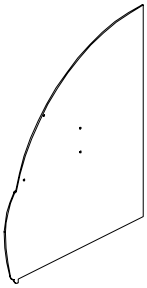	**ACVR2722** -Eindplaat -Plaque -Endstück -End piece	1	Stuk Pièce Stück Piece	VR2721 VR2722 VR2723	BR X AN X KL X GS X Z W
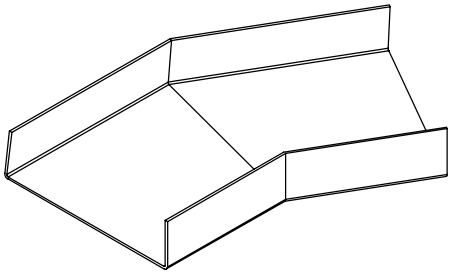	**ACVR2723 Y** -Variabel koppelstuk -Pièce raccord variable -Variabel Verbindungsstück -Variable coupling piece	1	Stuk Pièce Stück Piece	VR2721	BR AN KL GS Z W

BR = BRUT - BRUT - ROH - BRUT
AN (X) = ANODISATIE - ANODISE - ELOXIERT - ANODISED
AN (■) = GELAKT - LAQUE - LACKIERT - LACQUERED -- RAL9006M
KL = STANDAARDKLEUREN - COULEUR STANDARD - BASIS FARBEN - BASIC COLORS
GS = GEMOFFELD SPECIAAL - LAQUE SPECIAL - SPECIALFARBE - SPECIAL COLOR
Z = ZWART - NOIR - SCHWARZ - BLACK
W = WIT - BLANC - WEISS - WHITE

GEREEDSCHAP - OUTILLAGE
WERKZEUG - TOOL

BEVESTIGING - FIXATION
BEFESTIGUNG - FIXATION

aliver2000+

smart® SYSTEMS

TOEBEHOREN - ACCESSOIRES - ZUBEHORTEILE - ACCESSORIES

		Verp. per Emb. par Pack pr. Pack pr.	Eenheid Unité Einheit Unit	Toepassing Application Anwendung Application	Kleur Couleur Farbe Color
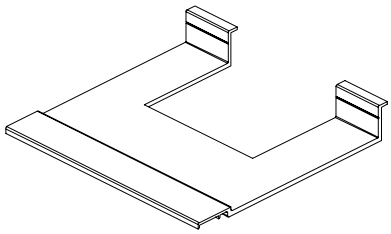	**ACVR2724** -Bevestiging voor paal <-> goot -Fixation poteaux <-> gouttière -Verbindung Pfosten <-> Dachrinne -Fixation post <-> gutter	1	Stuk Pièce Stück Piece	VR571 VR572	BR X AN X KL X GS X Z W
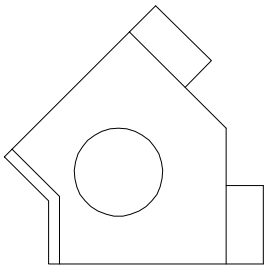	**ACVR2725** -Dilatatiestuk -Pièce de dilatation -Dilatation -Connection piece	1	Stuk Pièce Stück Piece	VR2774	BR X AN X KL X GS X Z W
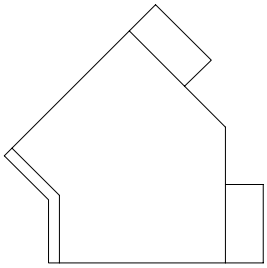	**ACVR2726** -Dilatatiestuk -Pièce de dilatation -Dilatation -Connection piece	1	Stuk Pièce Stück Piece	VR2774	BR X AN X KL X GS X Z W
	**ACVR6122** -Bladbescherming goot -Protection gouttière -Rinne schutz -Gutter leaf protection 6m X 140mm	1	Stuk Pièce Stück Piece	VR2021	BR AN KL GS Z W
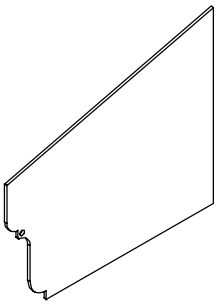	**ACVR9521** -Eindplaat -Plaque -Endstück -End piece	1	Stuk Pièce Stück Piece	VR2021 + VR9521	BR X AN X KL X GS X Z W

BR = BRUT - BRUT - ROH - BRUT
AN (X) = ANODISATIE - ANODISE - ELOXIERT - ANODISED
AN■) = GELAKT - LAQUE - LACKIERT - LACQUERED -- RAL9006M
KL = STANDAARDKLEUREN - COULEUR STANDARD - BASIS FARBEN - BASIC COLORS
GS = GEMOFFELD SPECIAAL - LAQUE SPECIAL - SPECIALFARBE - SPECIAL COLOR
Z = ZWART - NOIR - SCHWARZ - BLACK
W = WIT - BLANC - WEISS - WHITE

GEREEDSCHAP - OUTILLAGE
WERKZEUG - TOOL

BEVESTIGING - FIXATION
BEFESTIGUNG - FIXATION

		Verp. per Emb. par Pack pr. Pack pr.	Eenheid Unité Einheit Unit	Toepassing Application Anwendung Application	Kleur Couleur Farbe Color
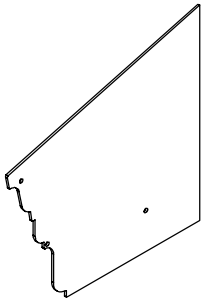	**ACVR9522** -Eindplaat -Plaque -Endstück -End piece	1	Stuk Pièce Stück Piece	VR2021 + VR9521 + VT123	BR X AN X KL X GS X Z W
	**ACDK066** -Aandrukplaatje dakprofielen -Plaque de serrage profils toiture -Andruckplatte Dachprofile -Packer alu for roof profiles	1	Stuk Pièce Stück Piece	DK154	BR AN KL GS Z W
	ACDR052 -Inox schroef -Vis en inox -Inox Schraube -Stainless steel screw	200	Stuks Pièces Stücke Pieces	ACDK066 DK154 MC054 MC150 MC154 DK155	BR AN KL GS Z W
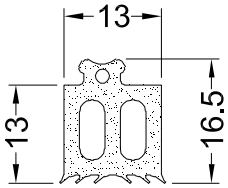	**ACMC015** -Beglazingsrubber -Joint de vitrage -Dichtung -Sealing	100	m	VR565 VR566	BR AN KL GS Z W
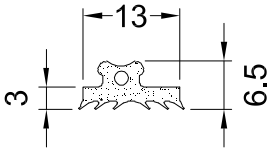	**ACMC016** -Beglazingsrubber -Joint de vitrage -Dichtung -Sealing	150	m	VR514 VR565 VR566	BR AN KL GS Z W

BR = BRUT - BRUT - ROH - BRUT
AN (X) = ANODISATIE - ANODISE - ELOXIERT - ANODISED
AN (■) = GELAKT - LAQUE - LACKIERT - LACQUERED -- RAL9006M
KL = STANDAARDKLEUREN - COULEUR STANDARD - BASIS FARBEN - BASIC COLORS
GS = GEMOFFELD SPECIAAL - LAQUE SPECIAL - SPECIALFARBE - SPECIAL COLOR
Z = ZWART - NOIR - SCHWARZ - BLACK
W = WIT - BLANC - WEISS - WHITE

GEREEDSCHAP - OUTILLAGE
WERKZEUG - TOOL

BEVESTIGING - FIXATION
BEFESTIGUNG - FIXATION

		Verp. per Emb. par Pack pr. Pack pr.	Eenheid Unité Einheit Unit	Toepassing Application Anwendung Application	Kleur Couleur Farbe Color
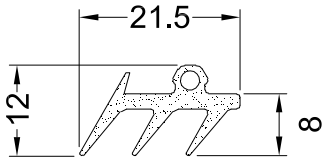	**ACMC019** -Beglazingsrubber klemlat MC152 -Joint MC152 -Dichtung für Drückleiste MC152 -Sealing for MC152	50	m	MC152 DK155	BR AN KL GS Z W
	**ACMC025** -Pen voor regel -Tige pour traverse -Stift für Riegel -Pin for transom	1	Stuks Pièces Stücke Pieces	VR2030 VR514	BR AN KL GS Z W
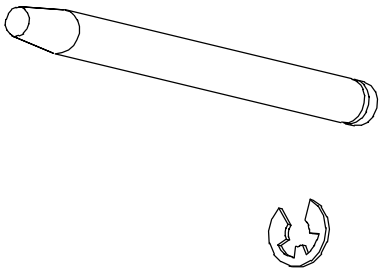	**ACMC026** -Pen voor eindregel -Tige pour dernière traverse -Stift für Endriegel -Pin for ending transom	1	Stuks Pièces Stücke Pieces	VR2030 VR514	BR AN KL GS Z W
	ACMC110 -Schroef DIN7981 6.3x45 -Vis DIN7981 6.3x45 -Schraube DIN7981 6.3x45 -Screw DIN7981 6.3x45	100	Stuks Pièces Stücke Pieces	MC055 VR2030	BR AN KL GS Z W
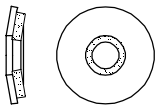	**ACMC111** -Afdichtingsring -Rondelle d'étanchéité -Dichtscheibe -Sealing ring	100	Stuks Pièces Stücke Pieces	MC055	BR AN KL GS Z W

BR = BRUT - BRUT - ROH - BRUT
AN (X) = ANODISATIE - ANODISE - ELOXIERT - ANODISED
AN■) = GELAKT - LAQUE - LACKIERT - LACQUERED -- RAL9006M
KL = STANDAARDKLEUREN - COULEUR STANDARD - BASIS FARBEN - BASIC COLORS
GS = GEMOFFELD SPECIAAL - LAQUE SPECIAL - SPECIALFARBE - SPECIAL COLOR
Z = ZWART - NOIR - SCHWARZ - BLACK
W = WIT - BLANC - WEISS - WHITE

GEREEDSCHAP - OUTILLAGE
WERKZEUG - TOOL

BEVESTIGING - FIXATION
BEFESTIGUNG - FIXATION

		Verp. per Emb. par Pack pr. Pack pr.	Eenheid Unité Einheit Unit	Toepassing Application Anwendung Application	Kleur Couleur Farbe Color
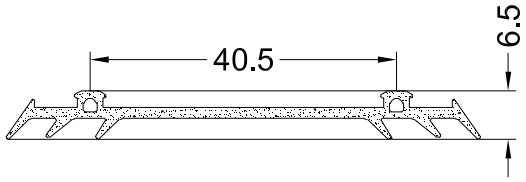	**ACMC117** -Beglazingsrubber -Joint de vitrage -Dichtung -Sealing	50	m	MC055	BR AN KL GS Z W
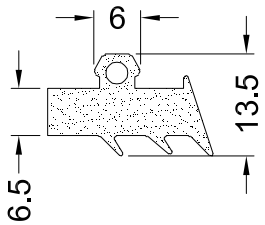	**ACMC118** -Beglazingsrubber -Joint de vitrage -Dichtung -Sealing	50	m	MC054 MC150 MC154	BR AN KL GS Z W
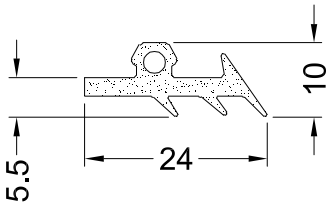	**ACMC150** -Beglazingsrubber -Joint de vitrage -Dichtung -Sealing	100	m	MC054 MC150 MC154	BR AN KL GS Z W
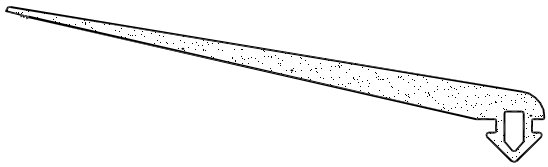	**ACMS02** -Dichting muur -Joint mural -Abdichtung Mauer -Seal strip wall	40	m	VR125 VR426 VR427 VR2426 VR2427	BR AN KL GS Z X W X
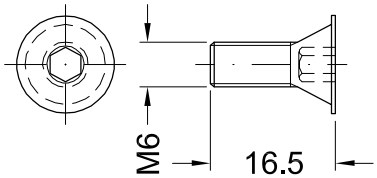	**ACMX852** -Schroef voor T-verbinders -Vis pour assemblage T -Schraube für T-Verbinder -Screw for connecting bracket	48	Stuk Pièce Stück Piece		BR AN KL GS Z W

BR = BRUT - BRUT - ROH - BRUT
AN (X) = ANODISATIE - ANODISE - ELOXIERT - ANODISED
AN (■) = GELAKT - LAQUE - LACKIERT - LACQUERED -- RAL9006M
KL = STANDAARDKLEUREN - COULEUR STANDARD - BASIS FARBEN - BASIC COLORS
GS = GEMOFFELD SPECIAAL - LAQUE SPECIAL - SPECIALFARBE - SPECIAL COLOR
Z = ZWART - NOIR - SCHWARZ - BLACK
W = WIT - BLANC - WEISS - WHITE

GEREEDSCHAP - OUTILLAGE
WERKZEUG - TOOL

BEVESTIGING - FIXATION
BEFESTIGUNG - FIXATION

TOEBEHOREN - ACCESSOIRES - ZUBEHORTEILE - ACCESSORIES

		Verp. per Emb. par Pack pr. Pack pr.	Eenheid Unité Einheit Unit	Toepassing Application Anwendung Application	Kleur Couleur Farbe Color
	ACMX09700 -Alu-polish -Alu-polish -Alu-polish -Alu-polish 750ml	1	Stuk Pièce Stück Piece		BR AN KL GS Z W
	ACMX09761 -Maxi-gloss -Maxi-gloss -Maxi-gloss -Maxi-gloss 500ml	1	Stuk Pièce Stück Piece		BR AN KL GS Z W
	ACMX09762 -Periodi-clean -Periodi-clean -Periodi-clean -Periodi-clean 500ml	1	Stuk Pièce Stück Piece		BR AN KL GS Z W
	ACMX09763 -Teflon spray -Teflon spray -Teflon spray -Teflon spray 400ml	1	Stuk Pièce Stück Piece		BR AN KL GS Z W
	ACMX09764 -Maxi-cleaner -Maxi-cleaner -Maxi-cleaner -Maxi-cleaner 500ml	1	Stuk Pièce Stück Piece		BR AN KL GS Z W

BR = BRUT - BRUT - ROH - BRUT
AN (X) = ANODISATIE - ANODISE - ELOXIERT - ANODISED
AN■) = GELAKT - LAQUE - LACKIERT - LACQUERED -- RAL9006M
KL = STANDAARDKLEUREN - COULEUR STANDARD - BASIS FARBEN - BASIC COLORS
GS = GEMOFFELD SPECIAAL - LAQUE SPECIAL - SPECIALFARBE - SPECIAL COLOR
Z = ZWART - NOIR - SCHWARZ - BLACK
W = WIT - BLANC - WEISS - WHITE

GEREEDSCHAP - OUTILLAGE
WERKZEUG - TOOL

BEVESTIGING - FIXATION
BEFESTIGUNG - FIXATION

		Verp. per Emb. par Pack pr. Pack pr.	Eenheid Unité Einheit Unit	Toepassing Application Anwendung Application	Kleur Couleur Farbe Color
	ACMX09765 -Glue-cleaner -Glue-cleaner -Glue-cleaner -Glue-cleaner 500ml	1	Stuk Pièce Stück Piece		BR AN KL GS Z W
	ACMX09766 -Surface activator -Surface activator -Surface activator -Surface activator 1l	1	Stuk Pièce Stück Piece		BR AN KL GS Z W
	ACMX09770 -Rol andywrap 100mm -Rouleau andywrap 100mm -Rolle andywrap 100mm -Roll andywrap 100mm	150	m		BR AN KL GS Z W
	ACMX09775 -Houder andywrap -Manche andywrap -Halter andywrap -Grip andywrap	1	Stuk Pièce Stück Piece		BR AN KL GS Z W
	**ACMX09801** -Beschermtape 50mm (500m) -Tape de protection 50mm (500m) -Schutz Klebeband 50mm (500m) -Protective tape 50mm (500m)	1	Stuk Pièce Stück Piece		BR AN KL GS Z W

BR = BRUT - BRUT - ROH - BRUT
AN (X) = ANODISATIE - ANODISE - ELOXIERT - ANODISED
AN (■) = GELAKT - LAQUE - LACKIERT - LACQUERED -- RAL9006M
KL = STANDAARDKLEUREN - COULEUR STANDARD - BASIS FARBEN - BASIC COLORS
GS = GEMOFFELD SPECIAAL - LAQUE SPECIAL - SPECIALFARBE - SPECIAL COLOR
Z = ZWART - NOIR - SCHWARZ - BLACK
W = WIT - BLANC - WEISS - WHITE

GEREEDSCHAP - OUTILLAGE
WERKZEUG - TOOL

BEVESTIGING - FIXATION
BEFESTIGUNG - FIXATION

		Verp. per Emb. par Pack pr. Pack pr.	Eenheid Unité Einheit Unit	Toepassing Application Anwendung Application	Kleur Couleur Farbe Color
	**ACMX09802** -Beschermtape 70mm (500m) -Tape de protection 70mm (500m) -Schutz Klebeband 70mm (500m) -Protective tape 70mm (500m)	1	Stuk Pièce Stück Piece		BR AN KL GS Z W
	**ACMX09803** -Beschermtape 100mm (500m) -Tape de protection 100mm (500m) -Schutz Klebeband 100mm (500m) -Protective tape 100mm (500m)	1	Stuk Pièce Stück Piece		BR AN KL GS Z W
	**ACMX09804** -Beschermtape 35mm (500m) -Tape de protection 35mm (500m) -Schutz Klebeband 35mm (500m) -Protective tape 35mm (500m)	1	Stuk Pièce Stück Piece		BR AN KL GS Z W
	ACMX09811 -Afdichtingstape B=55mm -Ruban adhésif d'étanchéité B=55mm -Abdichtungsband B=55mm -Sealing tape W=55mm	20	m	MC054 MC055 MC150 MC154 VR2426 VR2427	BR AN KL GS Z W
	ACSIL04 -Afdichtingslijmkit voor versteknaden -Joint d'étanchéité pour onglets -Leim für Abdichtung -Sealing glue	1	Stuk Pièce Stück Piece		BR AN KL GS Z X W X

BR = BRUT - BRUT - ROH - BRUT
AN (X) = ANODISATIE - ANODISE - ELOXIERT - ANODISED
AN■) = GELAKT - LAQUE - LACKIERT - LACQUERED -- RAL9006M
KL = STANDAARDKLEUREN - COULEUR STANDARD - BASIS FARBEN - BASIC COLORS
GS = GEMOFFELD SPECIAAL - LAQUE SPECIAL - SPECIALFARBE - SPECIAL COLOR
Z = ZWART - NOIR - SCHWARZ - BLACK
W = WIT - BLANC - WEISS - WHITE

GEREEDSCHAP - OUTILLAGE
WERKZEUG - TOOL

BEVESTIGING - FIXATION
BEFESTIGUNG - FIXATION

		Verp. per Emb. par Pack pr. Pack pr.	Eenheid Unité Einheit Unit	Toepassing Application Anwendung Application	Kleur Couleur Farbe Color
	ACSIL08 -Siliconenpomp -Pistolet doseur pour les tubes silicones -Handkartuschenpistole für die Verarbeitung von Silikone und Leime -Silicon gun	1	Stuk Pièce Stück Piece		BR AN KL GS Z W
	ACSIL014 -Anticorro - beschermingsproduct -Anticorro - produit de protection -Anticorro - Schutzprodukt -Anticorro - protection product 500ml	1	Stuk Pièce Stück Piece		BR AN KL GS Z W
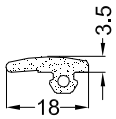	**ACVT011** -Rubber -Joint -Abdichtungsgummi -Gasket	100	m	VR514	BR AN KL GS Z W
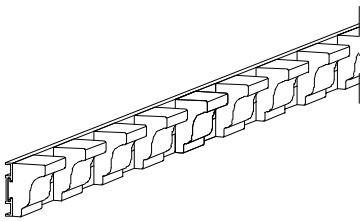	**ACVT070** -Sierlijst L=3000mm -Profile ornamentale L=3000mm -Zierprofil L=3000mm -Ornamental profile L=3000mm	1	Stuk Pièce Stück Piece		BR X AN KL X GS X Z W
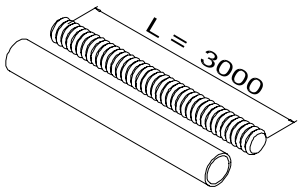	**ACVT072** -Draadstang + alu buisje L=3000mm -Tige filetée + tube alu L=3000mm -Gewinde Stange + al Rohr L=3000mm -Tie rod + alu cover L=3000mm	1	Stuk Pièce Stück Piece		BR X AN KL X GS X Z W

BR = BRUT - BRUT - ROH - BRUT
AN (X) = ANODISATIE - ANODISE - ELOXIERT - ANODISED
AN (■) = GELAKT - LAQUE - LACKIERT - LACQUERED -- RAL9006M
KL = STANDAARDKLEUREN - COULEUR STANDARD - BASIS FARBEN - BASIC COLORS
GS = GEMOFFELD SPECIAAL - LAQUE SPECIAL - SPECIALFARBE - SPECIAL COLOR
Z = ZWART - NOIR - SCHWARZ - BLACK
W = WIT - BLANC - WEISS - WHITE

GEREEDSCHAP - OUTILLAGE
WERKZEUG - TOOL

BEVESTIGING - FIXATION
BEFESTIGUNG - FIXATION

		Verp. per Emb. par Pack pr. Pack pr.	Eenheid Unité Einheit Unit	Toepassing Application Anwendung Application	Kleur Couleur Farbe Color
	ACVT073 -Verbindingsstuk voor draadstang -Pièce de jonction pour tige filetée -Verbindungsstück für gewinde Stange -Connector for tie rod	1	Stuk Pièce Stück Piece		BR X AN KL X GS X Z W
	**ACVT074** -Kam L=600 H=200 -Crête L=600 H=200 -Grat L=600 H=200 -Roof crest L=600 H=200	1	Stuk Pièce Stück Piece		BR X AN KL X GS X Z W
	ACVT075 -Eindstuk kam -Pièce terminale pour crête -Endstück für Grat -End piece for roof crest **L=111mm H=315mm**	1	Stuk Pièce Stück Piece		BR X AN KL X GS X Z W
	ACVT713 -Tie rod end clevis -Tie rod end clevis -Tie rod end clevis -Tie rod end clevis	1	Stuk Pièce Stück Piece		BR X AN KL X GS X Z W
	**ACVT714** -Tie bar centre boss -Tie bar centre boss -Tie bar centre boss -Tie bar centre boss	1	Stuk Pièce Stück Piece		BR X AN KL X GS X Z W

BR = BRUT - BRUT - ROH - BRUT
AN (X) = ANODISATIE - ANODISE - ELOXIERT - ANODISED
AN■) = GELAKT - LAQUE - LACKIERT - LACQUERED -- RAL9006M
KL = STANDAARDKLEUREN - COULEUR STANDARD - BASIS FARBEN - BASIC COLORS
GS = GEMOFFELD SPECIAAL - LAQUE SPECIAL - SPECIALFARBE - SPECIAL COLOR
Z = ZWART - NOIR - SCHWARZ - BLACK
W = WIT - BLANC - WEISS - WHITE

GEREEDSCHAP - OUTILLAGE
WERKZEUG - TOOL

BEVESTIGING - FIXATION
BEFESTIGUNG - FIXATION

		Verp. per Emb. par Pack pr. Pack pr.	Eenheid Unité Einheit Unit	Toepassing Application Anwendung Application	Kleur Couleur Farbe Color
	**ACVT715** -90° fixiing lug -90° fixing lug -90° fixing lug -90° fixing lug	1	Stuk Pièce Stück Piece		BR X AN KL X GS X Z W
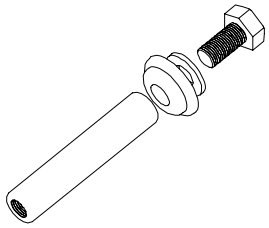	**ACVT716** -Koppelstuk tie-bar met nok -Pièce de jonction pour “tie-bar” et faîtage -Verbindung für “tie-bar” und Firtbalken -Connection piece for tie-bar and ridge	1	Stuk Pièce Stück Piece		BR X AN KL X GS X Z W
	**ACVT717** -Cover disk tudor rose -Cover disk tudor rose -Cover disk tudor rose -Cover disk tudor rose	1	Stuk Pièce Stück Piece		BR X AN KL X GS X Z W
	ACVT718 -4 way tie bar centre boss -4 way tie bar centre boss -4 way tie bar centre boss -4 way tie bar centre boss	1	Stuk Pièce Stück Piece		BR X AN KL X GS X Z W

BR = BRUT - BRUT - ROH - BRUT
AN (X) = ANODISATIE - ANODISE - ELOXIERT - ANODISED
AN (■) = GELAKT - LAQUE - LACKIERT - LACQUERED -- RAL9006M
KL = STANDAARDKLEUREN - COULEUR STANDARD - BASIS FARBEN - BASIC COLORS
GS = GEMOFFELD SPECIAAL - LAQUE SPECIAL - SPECIALFARBE - SPECIAL COLOR
Z = ZWART - NOIR - SCHWARZ - BLACK
W = WIT - BLANC - WEISS - WHITE

GEREEDSCHAP - OUTILLAGE
WERKZEUG - TOOL

BEVESTIGING - FIXATION
BEFESTIGUNG - FIXATION

Aliplast intern
P.O.: _____
Ordernr.: _____
Leveran.: _____
Dat. Lev.: _____

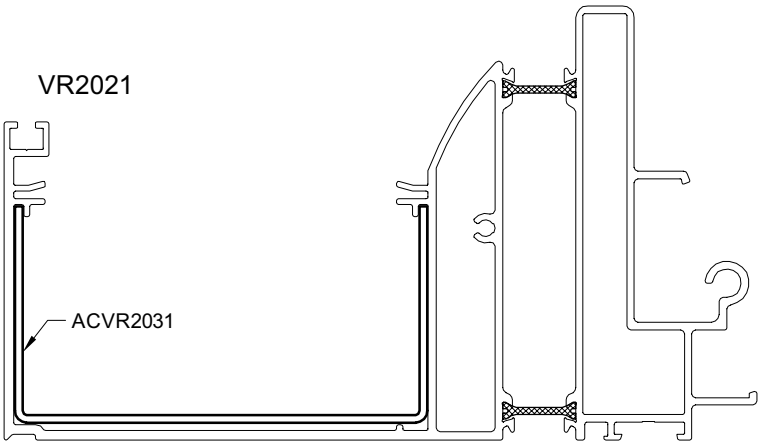

ACVR2031A	AANTAL NOMBRE ANZALH NUMBER
A = ____ °	

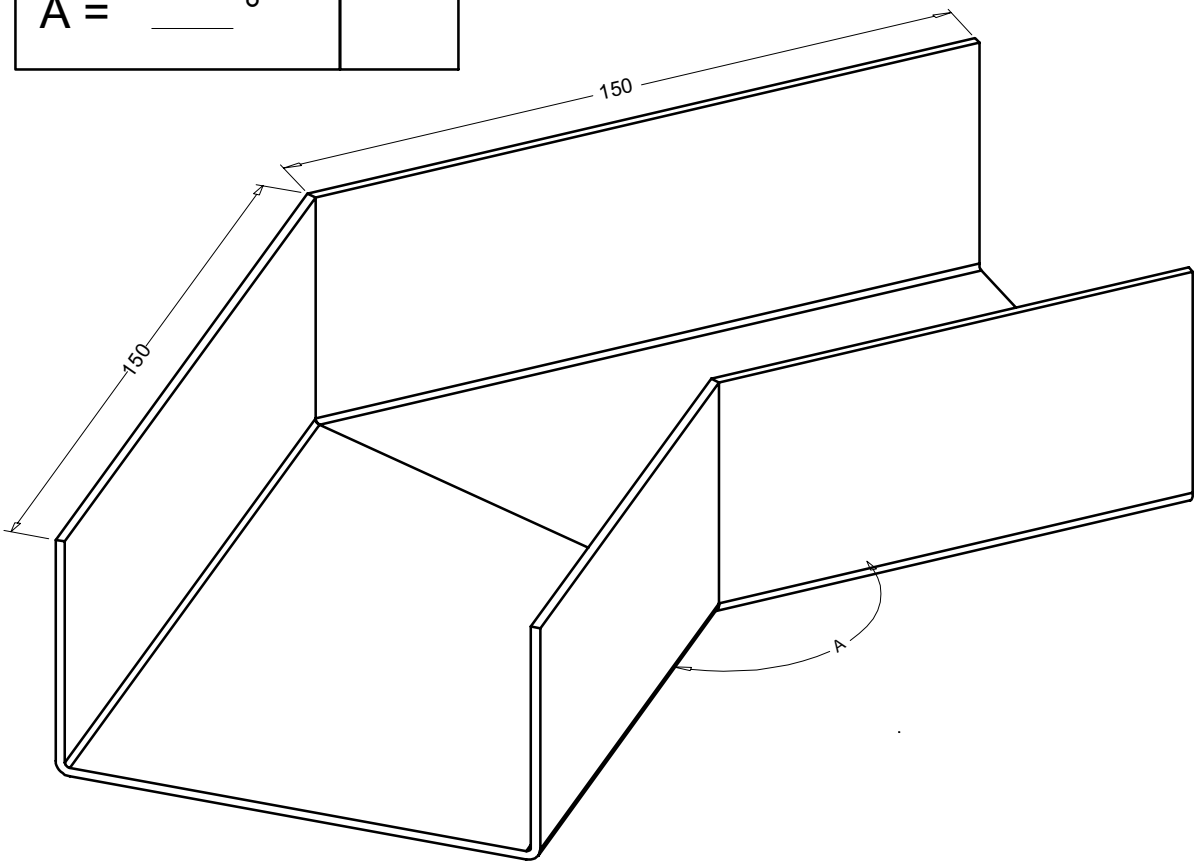

INFO1

Aliplast intern
P.O.: _____
Ordernr.: _____
Leveran.: _____
Dat. Lev.: _____

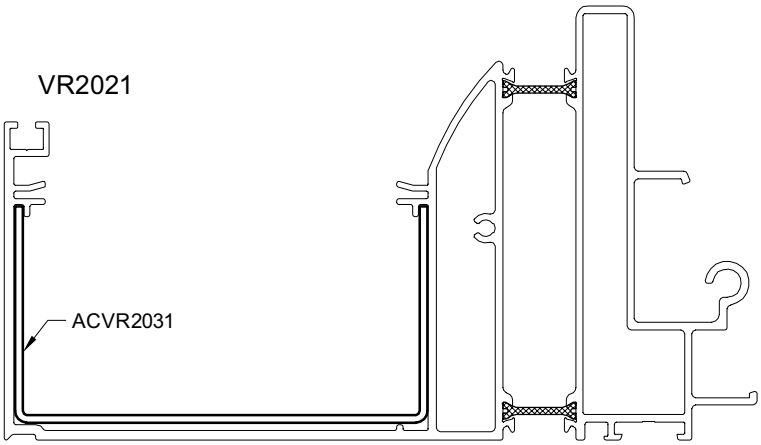

ACVR2031B	AANTAL NOMBRE ANZALH NUMBER
A = ____ °	

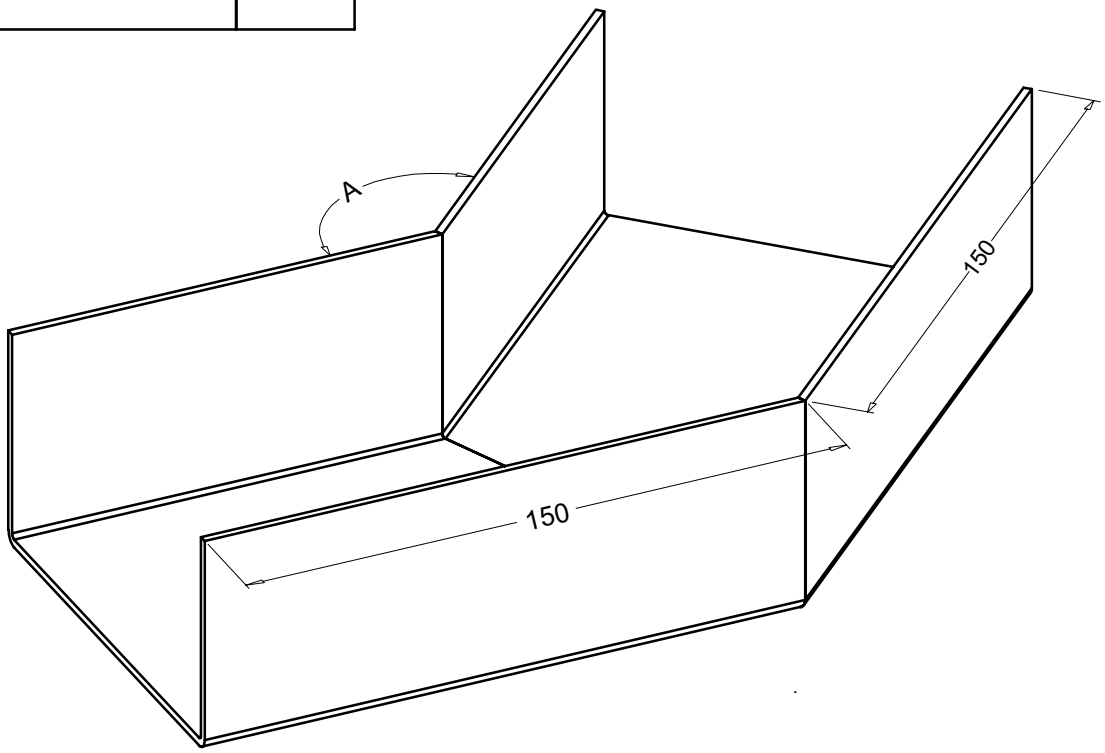

Info4

Aliplast intern
P.O.: _____
Ordernr.: _____
Leveran.: _____
Dat. Lev.: _____

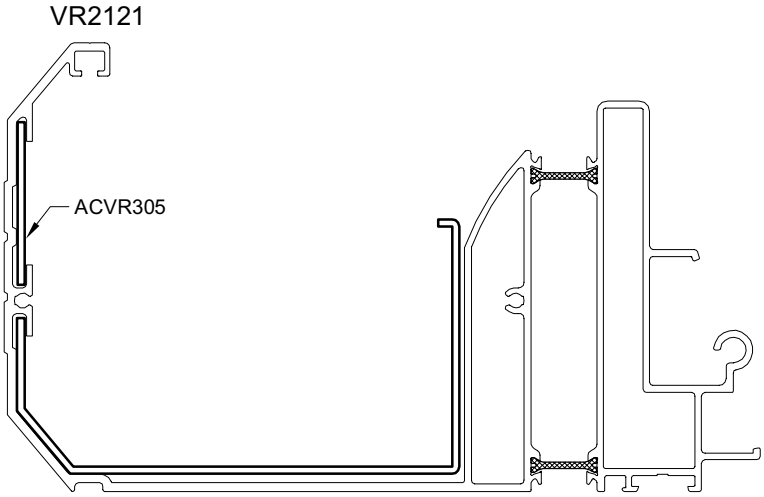

ACVR305A	AANTAL NOMBRE ANZALH NUMBER
A = ____ °	

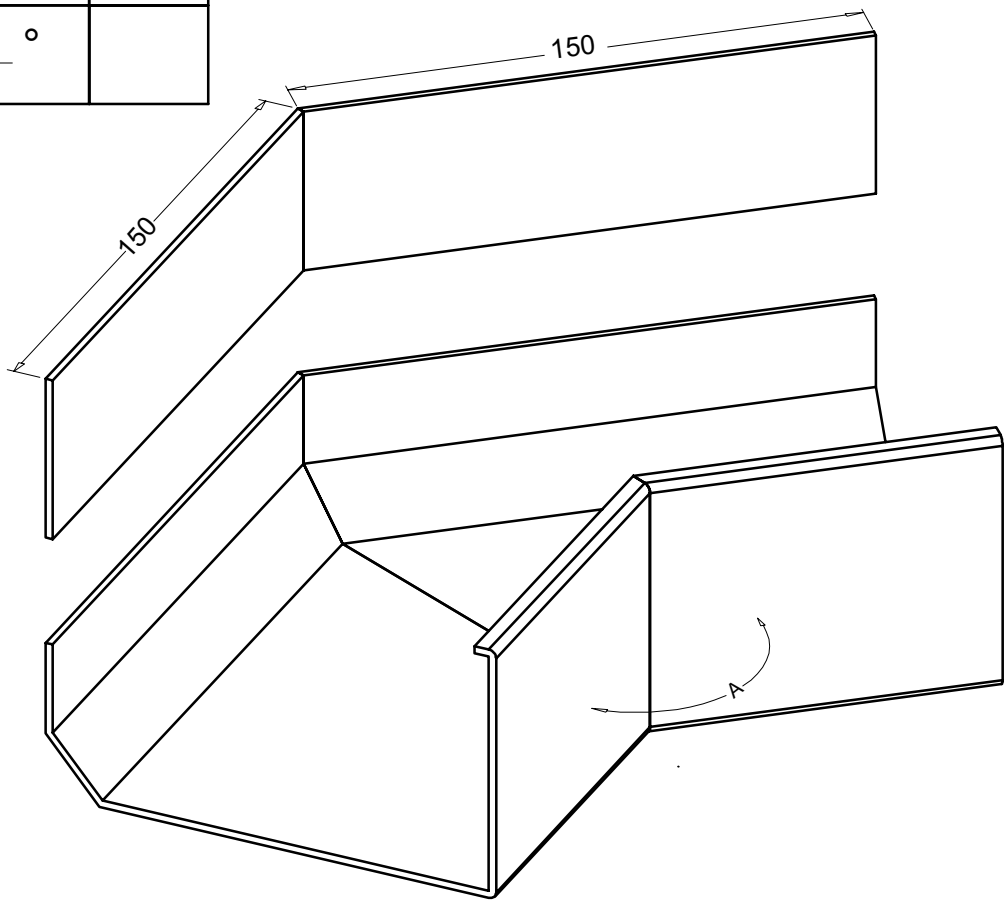

Info2

Aliplast intern
P.O.: _____
Ordernr.: _____
Leveran.: _____
Dat. Lev.: _____

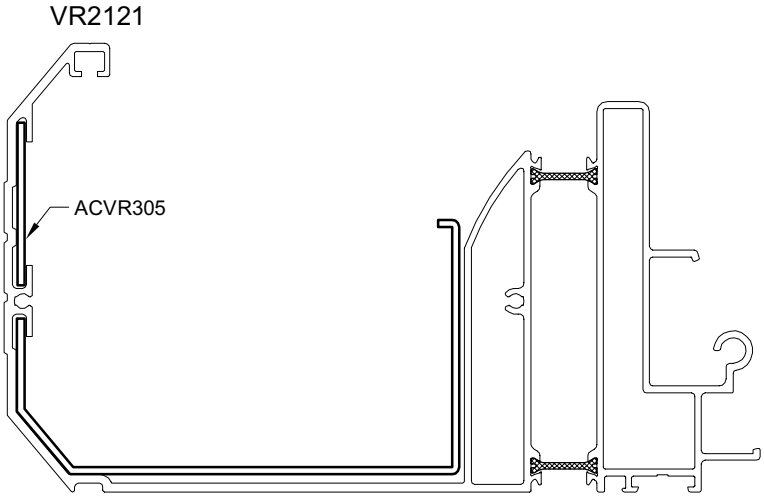

ACVR305B	AANTAL NOMBRE ANZALH NUMBER
A = ____ °	

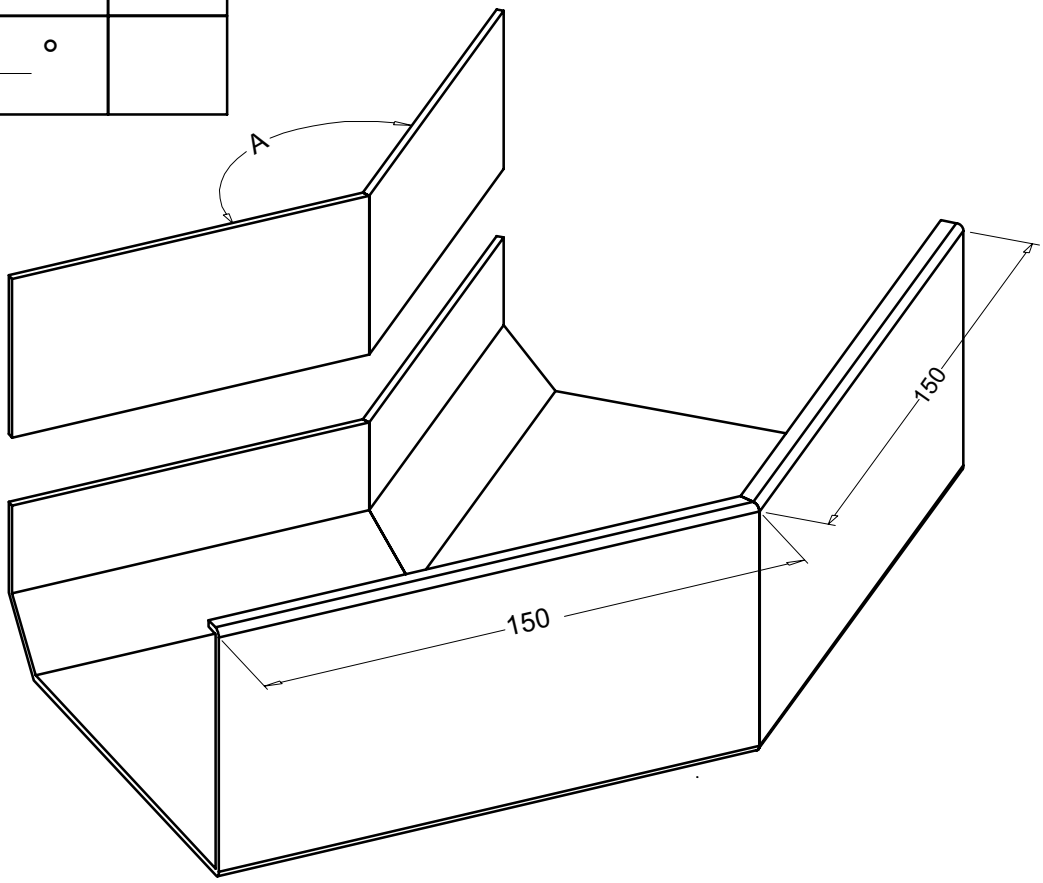

Info3

Aliplast intern
P.O.:_____
Ordernr.: _____
Leveran.: _____
Dat. Lev.: _____

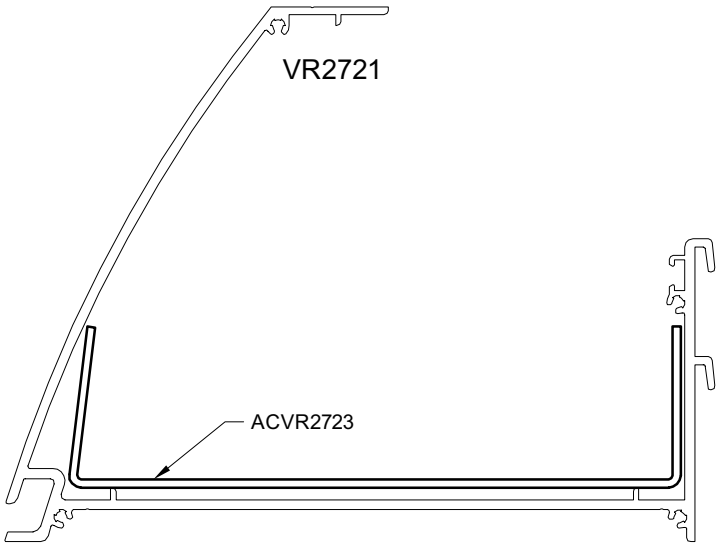

ACVR2723A	AANTAL NOMBRE ANZALH NUMBER
A = ____ °	

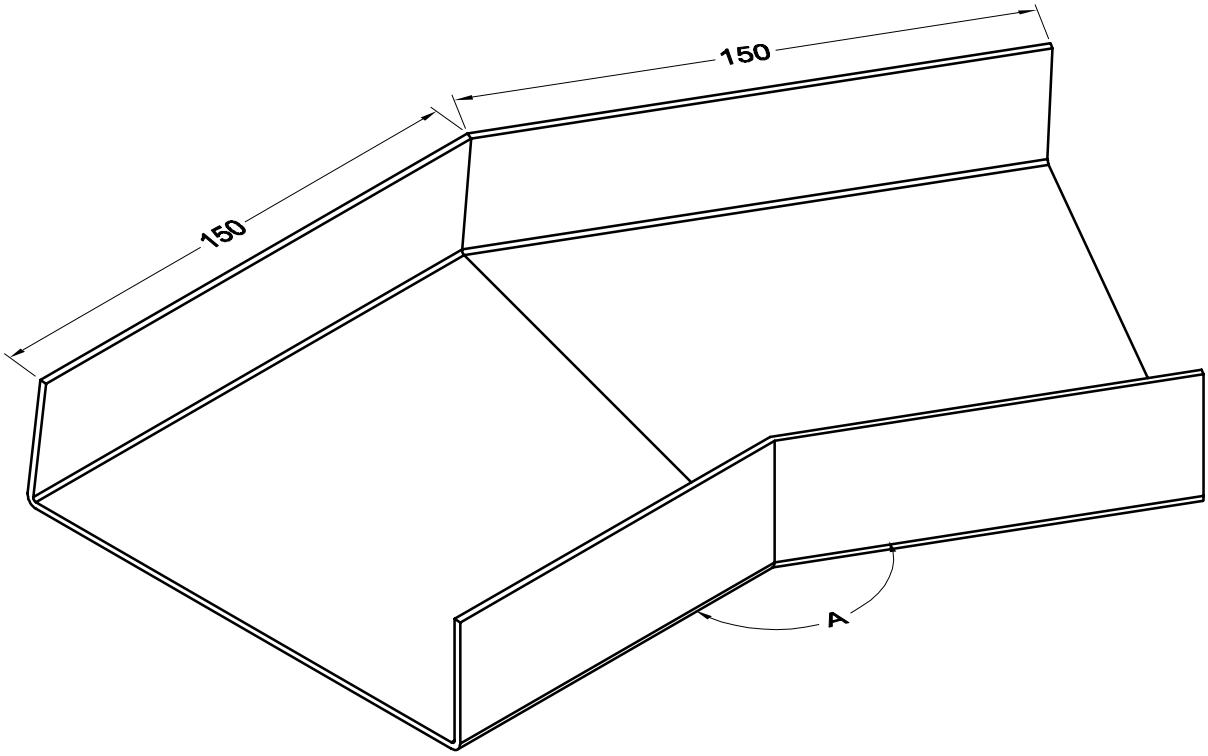

INFO5

Aliplast intern
P.O.:_____
Ordernr.: _____
Leveran.: _____
Dat. Lev.: _____

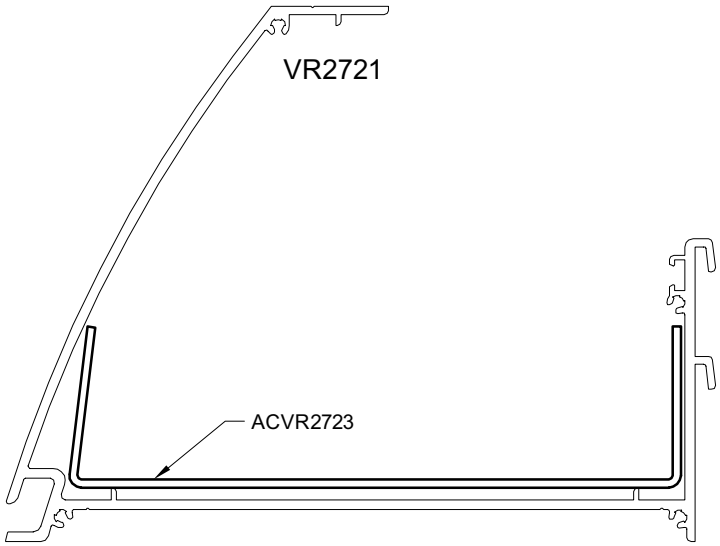

ACVR2723B	AANTAL NOMBRE ANZALH NUMBER
A = ____ °	

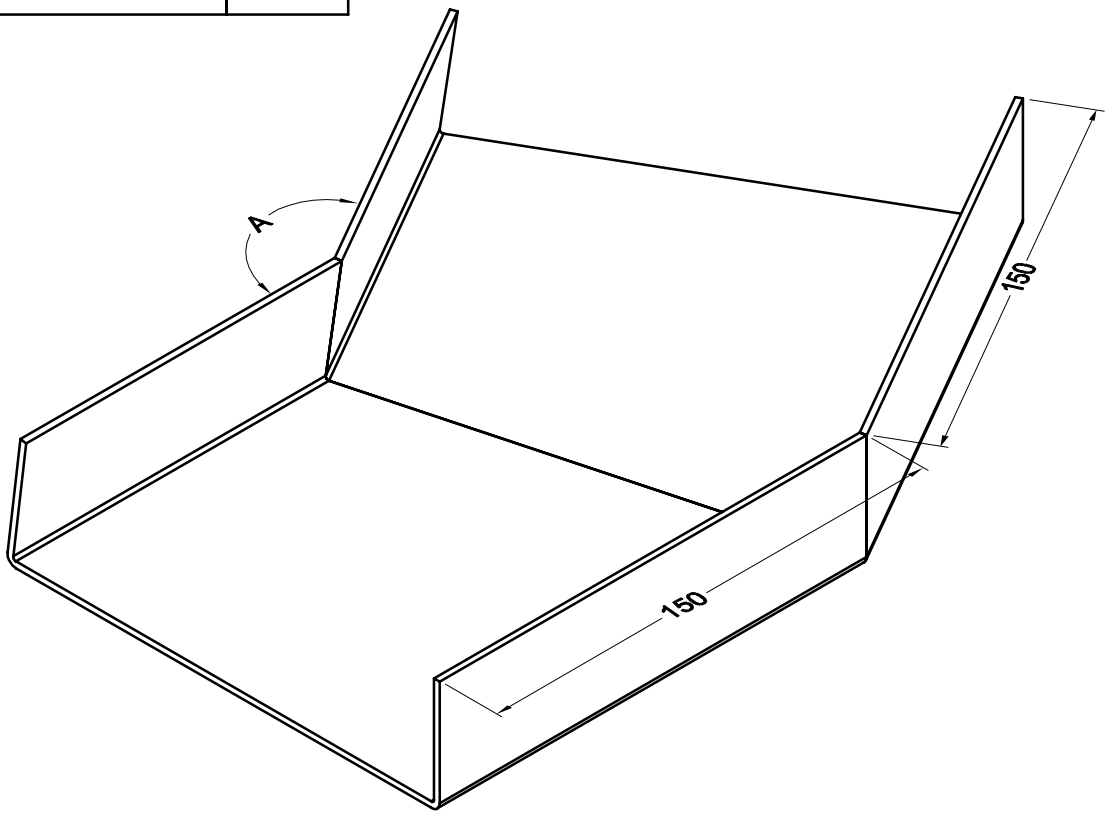

INFO6

ACVR306	KOPPELSTUK JONCTION KUPPLUNGSBUGEL DILATATION VR011	BESTELFORMULIER BORDEREAU DE COMMANDE ORDER DOCUMENT AUFTRAG FORMULAR
DATE : _____ REF. : _____	KLANT / CLIENT / KUNDE / CUSTOMER _____ _____ _____	P.O. : _____ ORDERNR. : _____ LEVERANCIER : _____ DATUM LEV. : _____

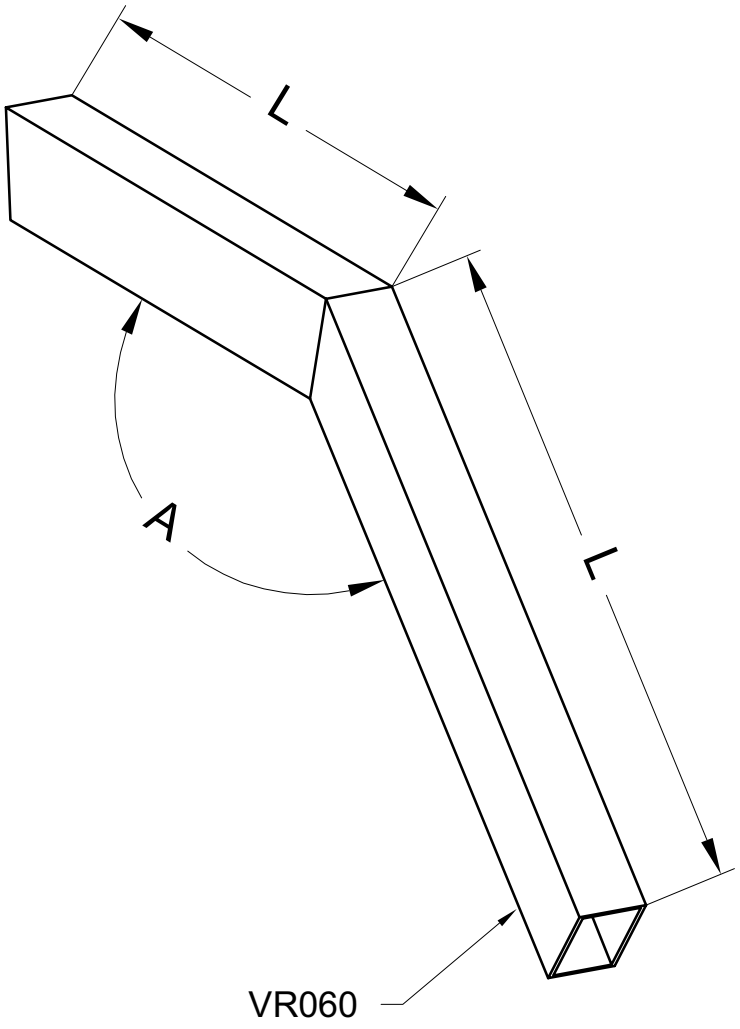

	AANTAL NOMBRE ANZALH NUMBER
A = ____ L = ____	
A = ____ L = ____	
A = ____ L = ____	
A = ____ L = ____	

Acvr306

ACVR1307	KOPPELSTUK JONCTION KUPPLUNGSBUGEL DILATATION VR111N	BESTELFORMULIER BORDEREAU DE COMMANDE ORDER DOCUMENT AUFTRAG FORMULAR
DATE : _____ REF. : _____	KLANT / CLIENT / KUNDE / CUSTOMER _____ _____ _____	P.O. : _____ ORDERNR. : _____ LEVERANCIER : _____ DATUM LEV. : _____

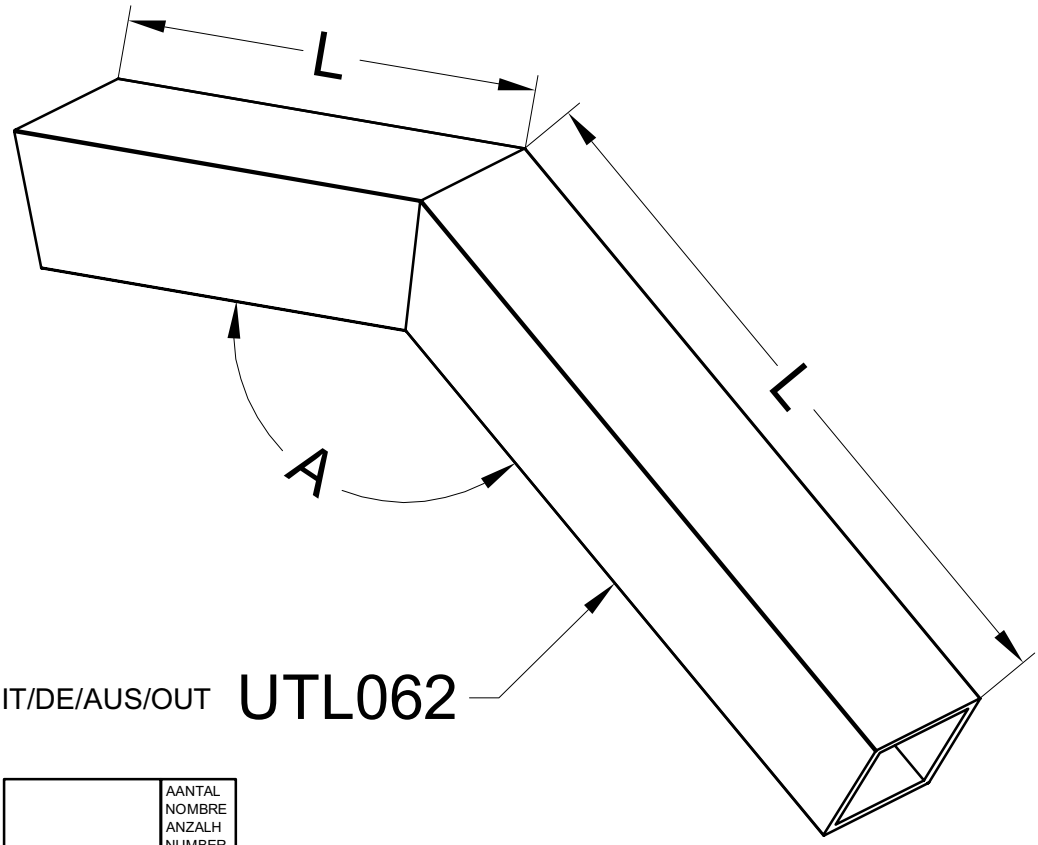

UIT/DE/AUS/OUT UTL062

	AANTAL NOMBRE ANZALH NUMBER
A = ____ L = ____	
A = ____ L = ____	
A = ____ L = ____	
A = ____ L = ____	

facvr1307

ACVR1308	KOPPELSTUK JONCTION KUPPLUNGSBUGEL DILATATION VR111V	BESTELFORMULIER BORDEREAU DE COMMANDE ORDER DOCUMENT AUFTRAG FORMULAR
DATE : _____ REF. : _____	KLANT / CLIENT / KUNDE / CUSTOMER _____ _____ _____	P.O. : _____ ORDERNR. : _____ LEVERANCIER : _____ DATUM LEV. : _____

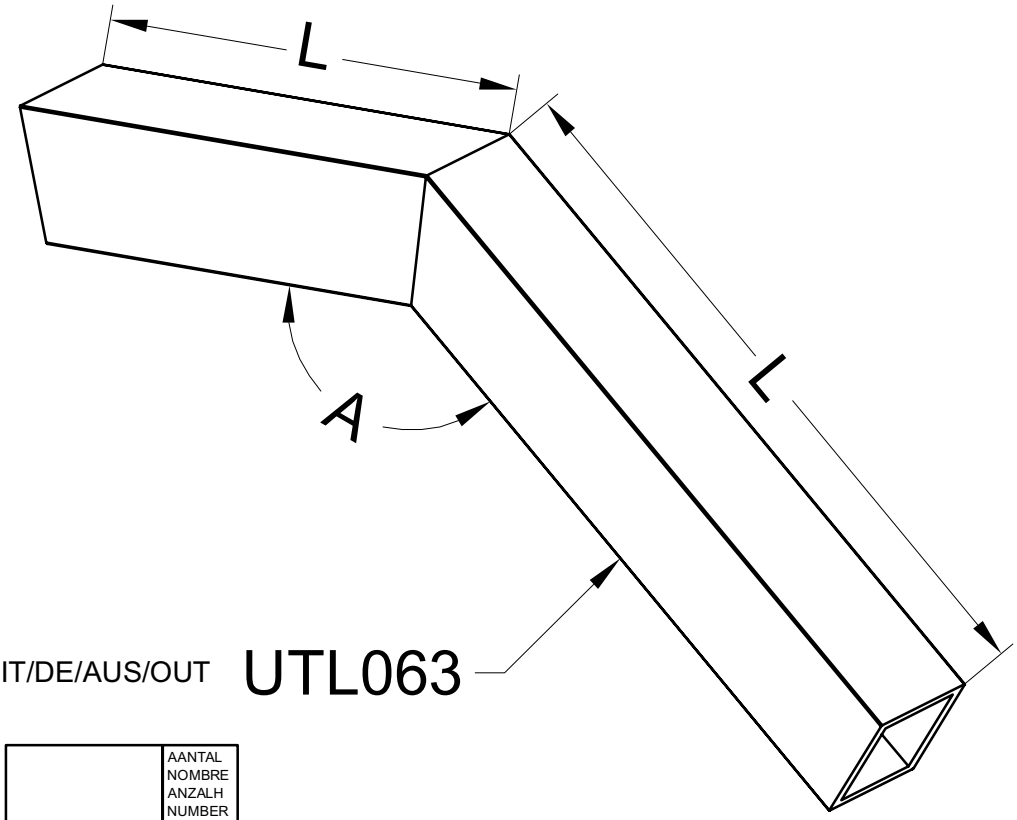

UIT/DE/AUS/OUT UTL063

	AANTAL NOMBRE ANZALH NUMBER
A = ____ L = ____	
A = ____ L = ____	
A = ____ L = ____	
A = ____ L = ____	

facvr1308

ACVR2306	KOPPELSTUK JONCTION KUPPLUNGSBUGEL DILATATION VR2011	BESTELFORMULIER BORDEREAU DE COMMANDE ORDER DOCUMENT AUFTRAG FORMULAR
DATE : _____ REF. : _____	KLANT / CLIENT / KUNDE / CUSTOMER _____ _____ _____	P.O. : _____ ORDERNR. : _____ LEVERANCIER : _____ DATUM LEV. : _____

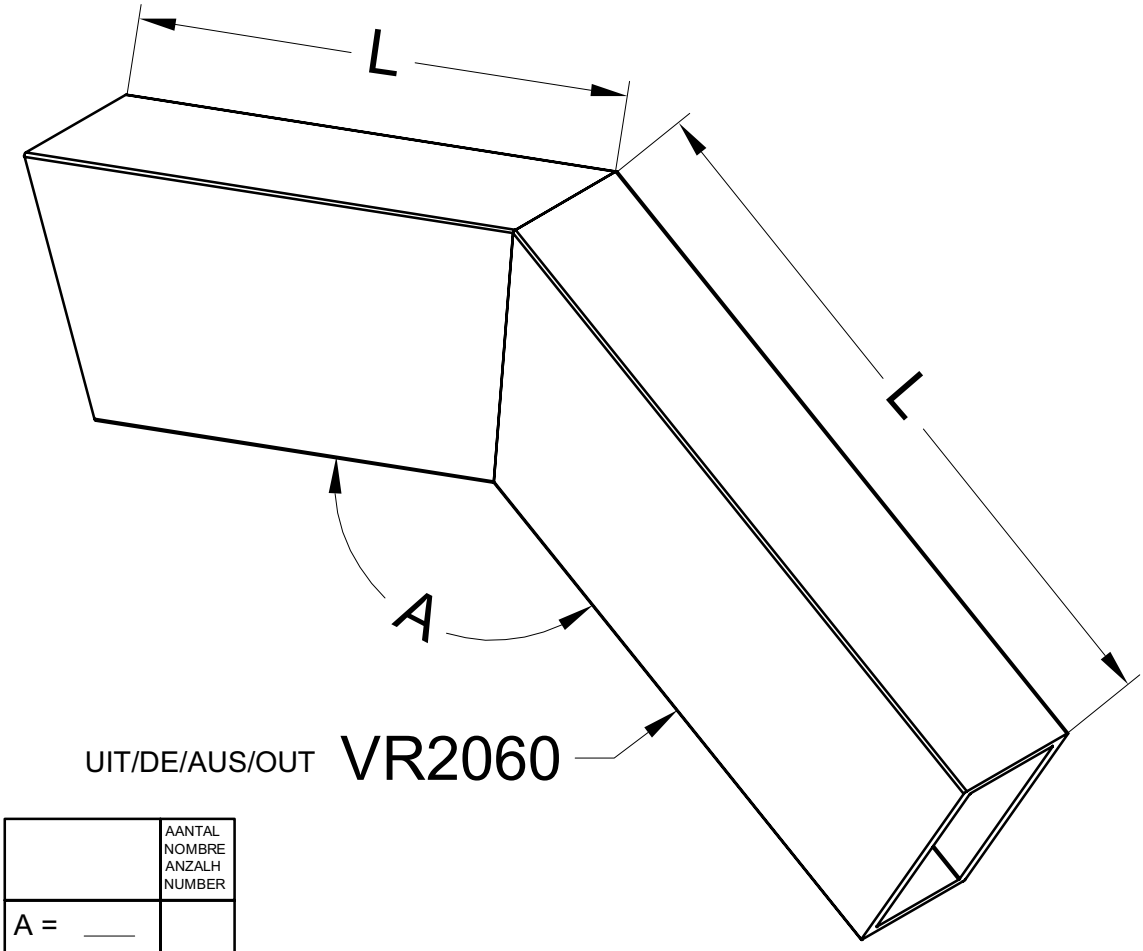

	AANTAL NOMBRE ANZALH NUMBER
A = ____ L = ____	
A = ____ L = ____	
A = ____ L = ____	
A = ____ L = ____	

Standaardprijs geldig voor L=500mm
Prix standard valable pour L=500mm
Standardpreis gültig für L=500mm
Standard price valid for L=50mm

Acvr2306f

ACVR011N	GELAST STUK UIT VR011N PIECE SOUDE DU VR011N GESCHWEISST STUK AUS VR011N WELDED PIECE OUT OF VR011N	BESTELFORMULIER BORDEREAU DE COMMANDE ORDER DOCUMENT AUFTRAG FORMULAR
DATE : _____ REF. : _____	KLANT / CLIENT / KUNDE / CUSTOMER _____ _____ _____	P.O. : _____ ORDERNR. : _____ LEVERANCIER : _____ DATUM LEV. : _____

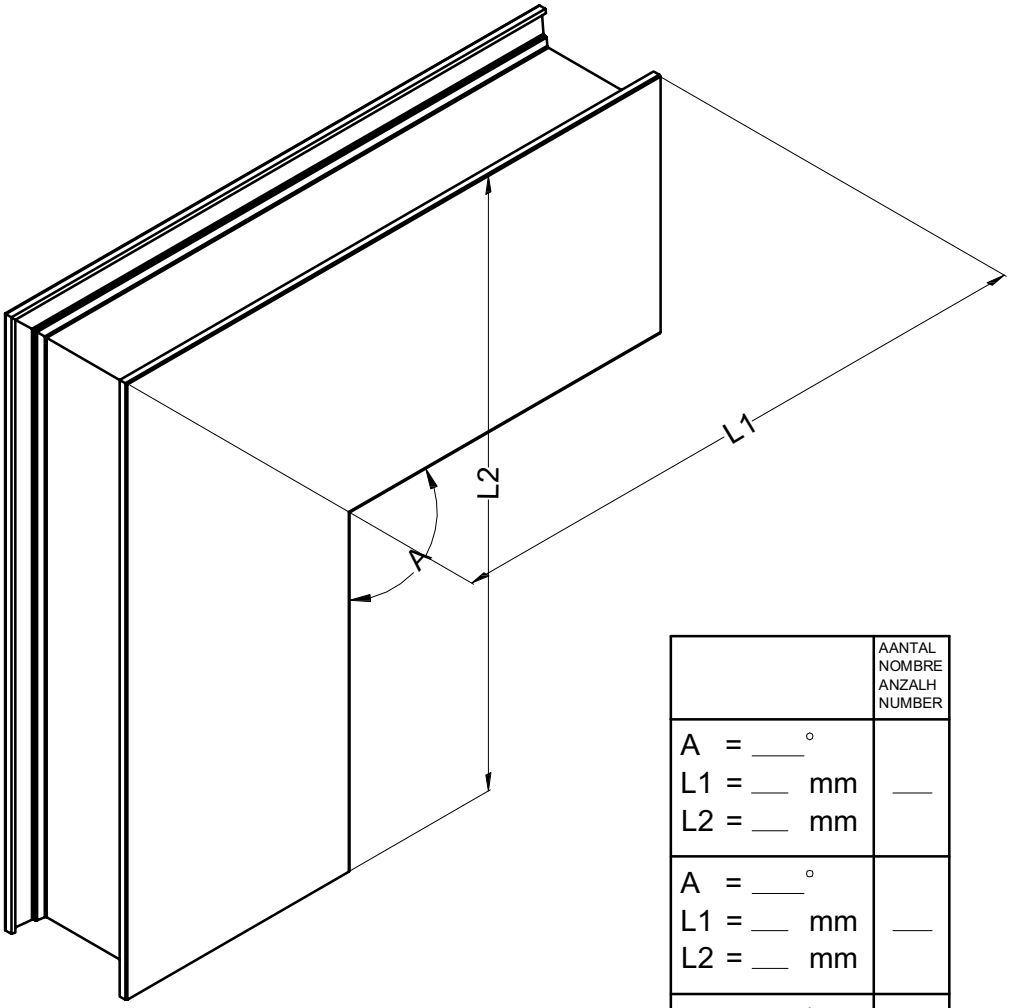

	AANTAL NOMBRE ANZALH NUMBER
A = ____° L1 = ___ mm L2 = ___ mm	___
A = ____° L1 = ___ mm L2 = ___ mm	___
A = ____° L1 = ___ mm L2 = ___ mm	___
A = ____° L1 = ___ mm L2 = ___ mm	___

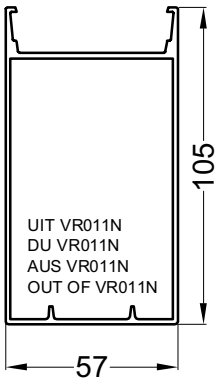

fAcvr011n

ACVR2308	KOPPELSTUK JONCTION KUPPLUNGSBUGEL DILATATION VR011V	BESTELFORMULIER BORDEREAU DE COMMANDE ORDER DOCUMENT AUFTRAG FORMULAR
DATE : _____ REF. : _____	KLANT / CLIENT / KUNDE / CUSTOMER _____ _____ _____	P.O. : _____ ORDERNR. : _____ LEVERANCIER : _____ DATUM LEV. : _____

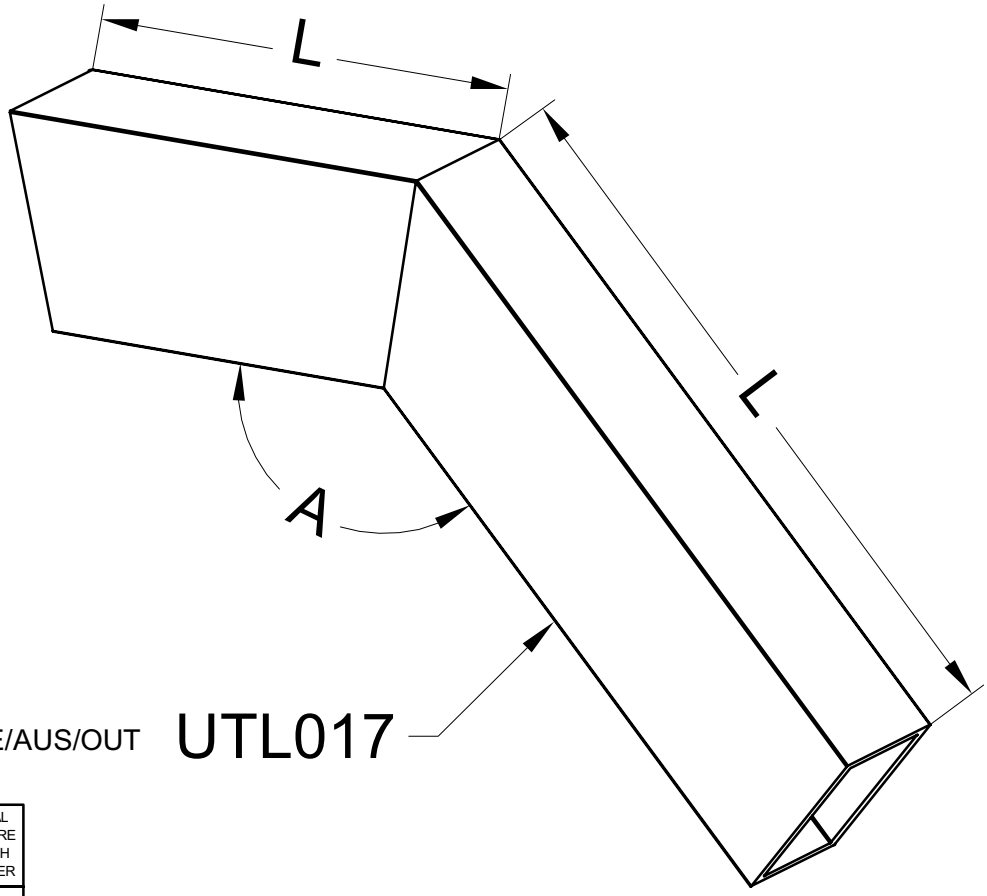

UIT/DE/AUS/OUT UTL017

	AANTAL NOMBRE ANZALH NUMBER
A = ____ L = ____	
A = ____ L = ____	
A = ____ L = ____	
A = ____ L = ____	

fAcvr2308

BESTELFORMULIER
BORDEREAU DE COMMANDE
AUFTRAG FORMULAR
ORDER DOCUMENT

RAL IN :..... RAL EX :.....

Selecteer type / Sélectionnez type / Selektier Typ /Select type

ACVR300	ACVR301	ACVR302
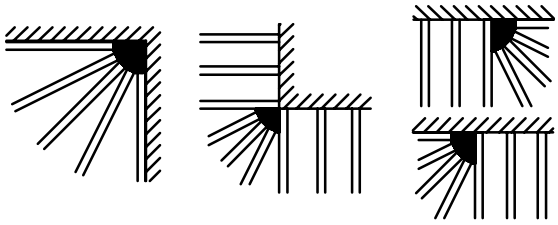	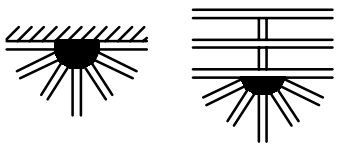	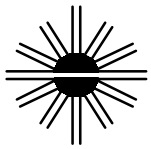
☐ ☐ ☐	☐ ☐	☐

☐ *Grondplan in bijlage / Vue en plan en annexe / Grundplan in Anlage / Planview enclosed*

Grondplan + hoogteverschil / Vue en plan + différence de niveau /
Grundplan + Niveauunterschied / Planview + difference in height:

ACVR30X_Bestelform

VR011N
Ixx = 79.3 cm4

VR011V
Ixx = 80.1 cm4

VR011ST
Ixx = 84.6 cm4

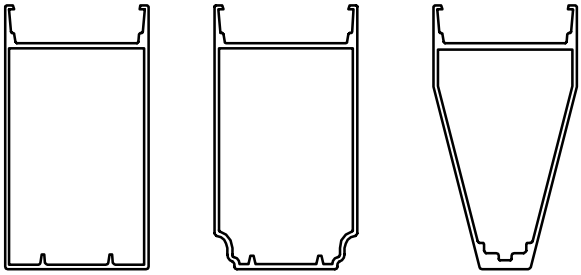

Exclusief Dakbedekking
Exclusive Roofing
Exclusif Couverture
Exklusiv Dakbedeckung

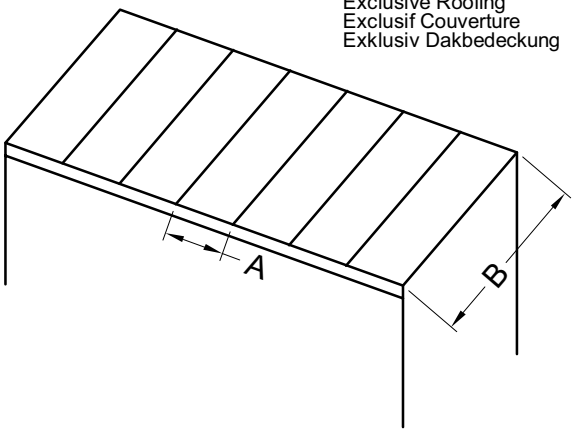

met glas (# stukken)
avec vitrage (# pièces)
mit verglasung (# Stücken)
with glazing (# pieces)
fmax = L/360

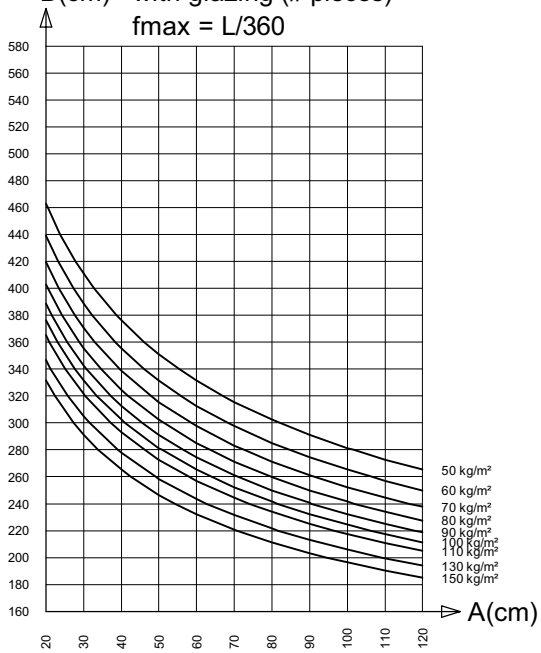

met polycarbonaat
avec polycarbonate
mit polycarbonat
with polycarbonate
fmax = L/200

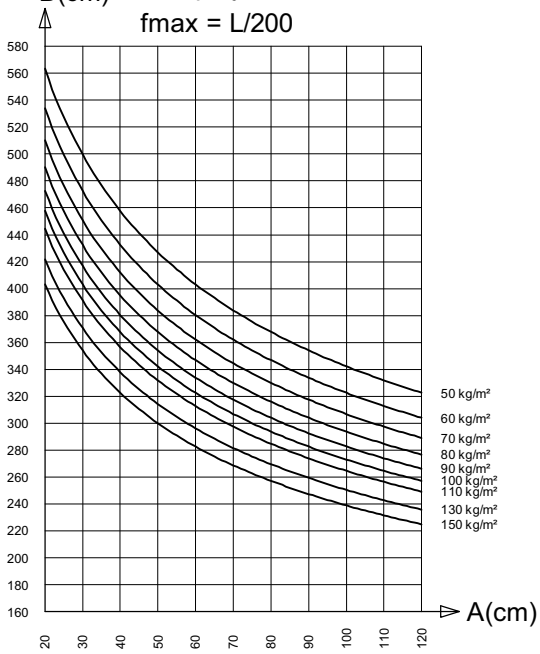

met glas (1 stuk)
avec vitrage (1 pièce)
mit verglasung (1 Stück)
with glazing (1 piece)
fmax = L/360 < 8mm

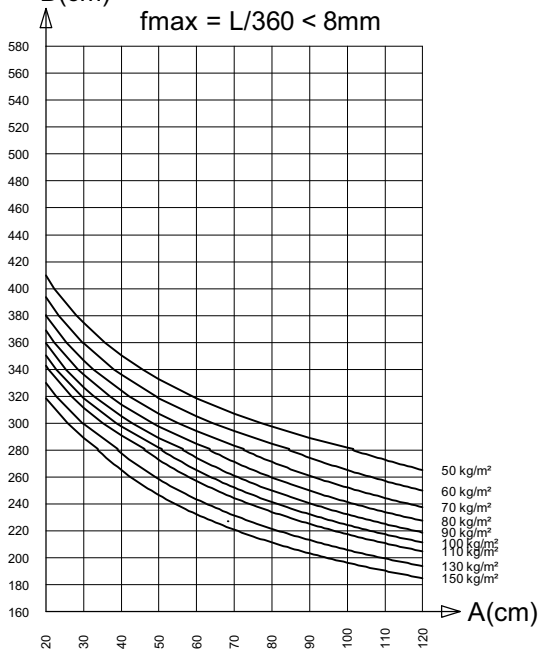

stat35

VR011N + VR060
Ixx = 144.1 cm4



Exclusief Dakbedekking
Exclusive Roofing
Exclusif Couverture
Exklusiv Dakbedeckung

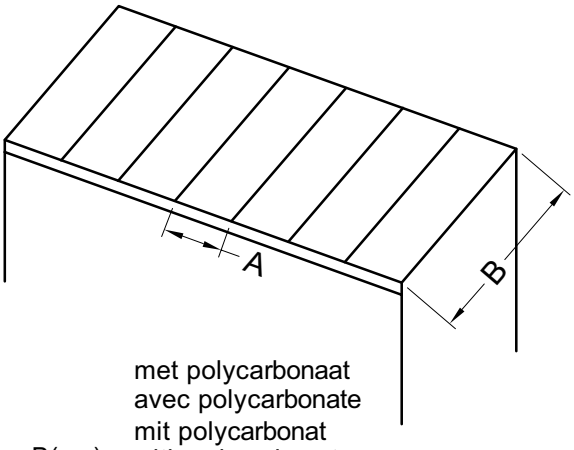

met glas (# stukken)
avec vitrage (# pièces)
mit verglasung (# Stücken)
with glazing (# pieces)
fmax = L/360

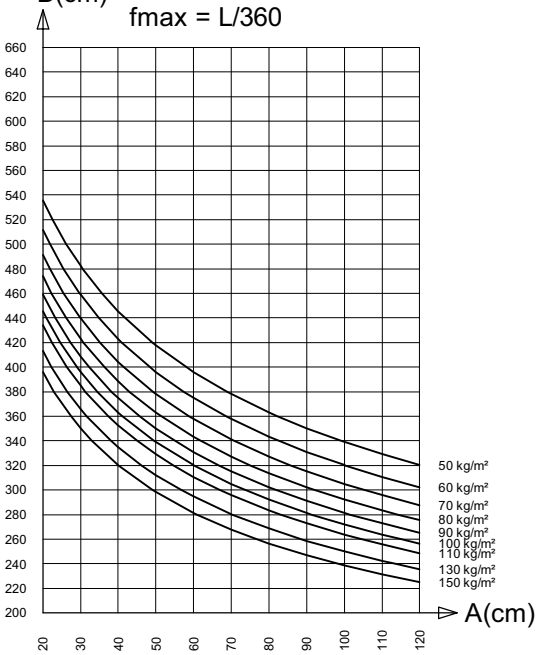

met polycarbonaat
avec polycarbonate
mit polycarbonat
with polycarbonate
fmax = L/200

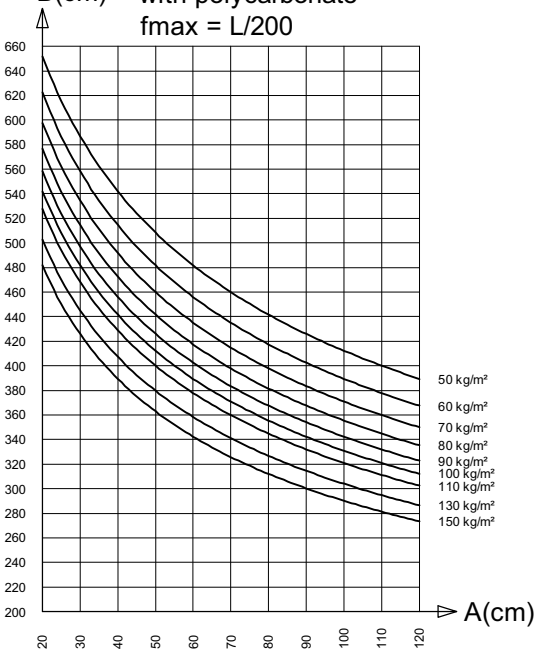

met glas (1 stuk)
avec vitrage (1 pièce)
mit verglasung (1 Stück)
with glazing (1 piece)
fmax = L/360 < 8mm

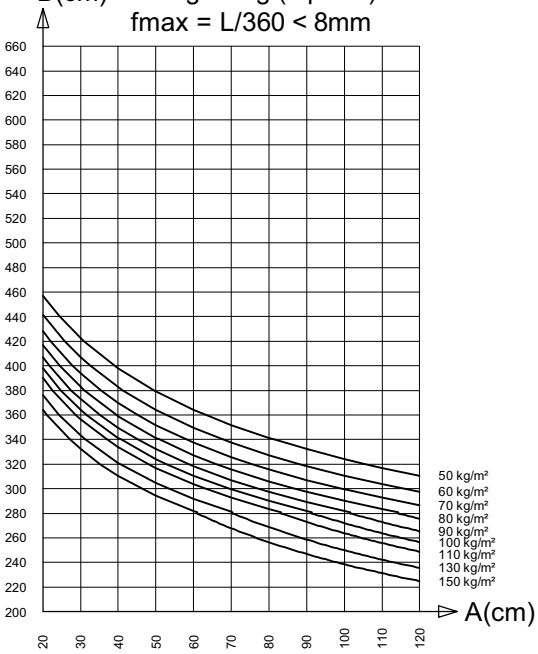

stat36

VR011N + VR061
Ixx = 322.4 cm4

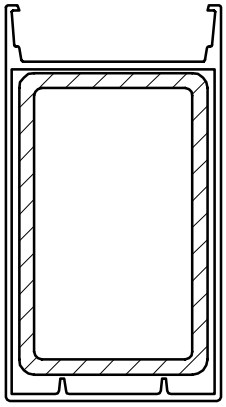

Exclusief Dakbedekking
Exclusive Roofing
Exclusif Couverture
Exklusiv Dakbedeckung

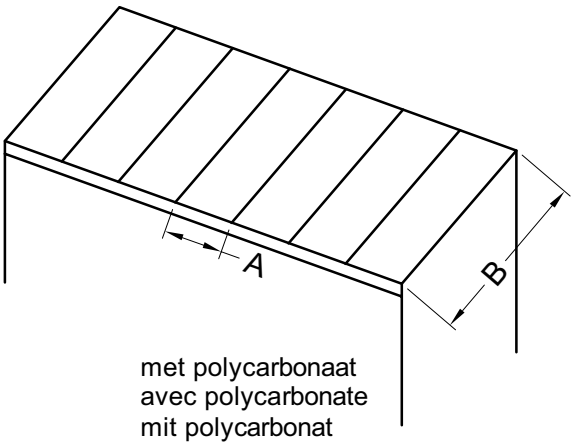

met glas (# stukken)
avec vitrage (# pièces)
mit verglasung (# Stücken)
with glazing (# pieces)
fmax = L/360

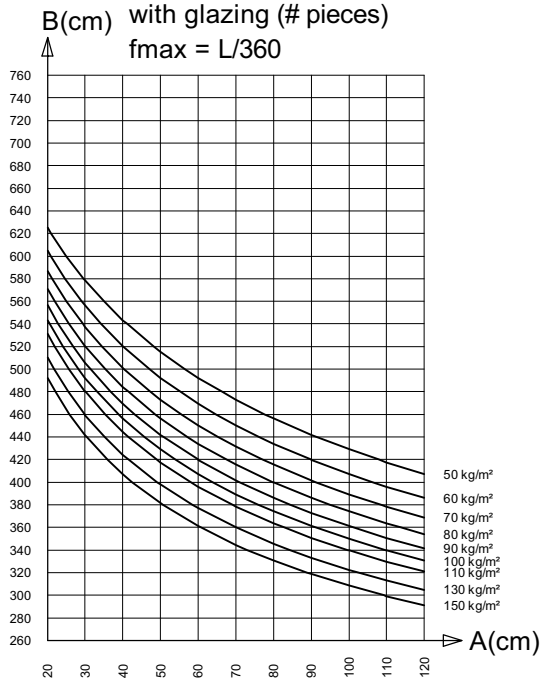

met polycarbonaat
avec polycarbonate
mit polycarbonat
with polycarbonate
fmax = L/200

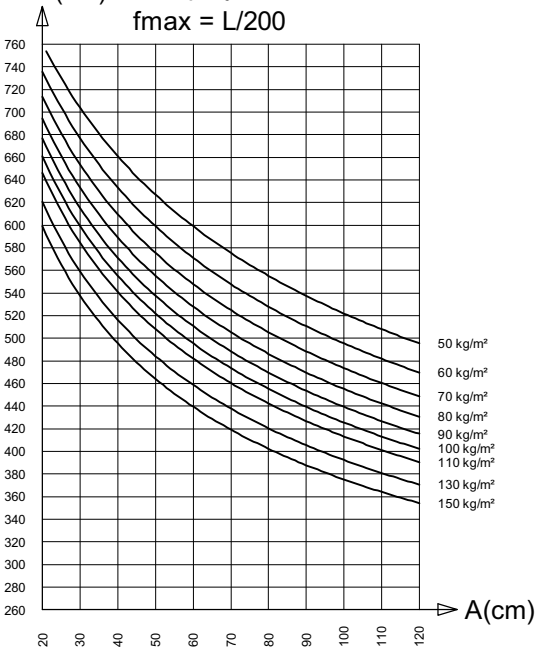

met glas (1 stuk)
avec vitrage (1 pièce)
mit verglasung (1 Stück)
with glazing (1 piece)
fmax = L/360 < 8mm

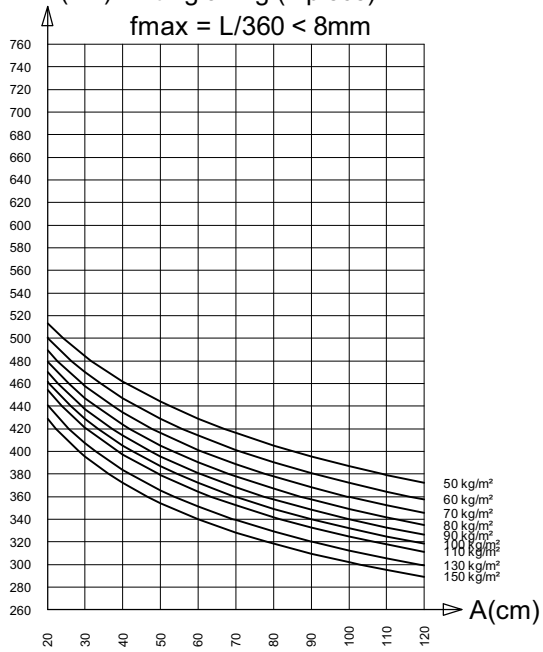

stat37

VR011V + VR062
Ixx = 287.2 cm4



Exclusief Dakbedekking
Exclusive Roofing
Exclusif Couverture
Exklusiv Dakbedeckung

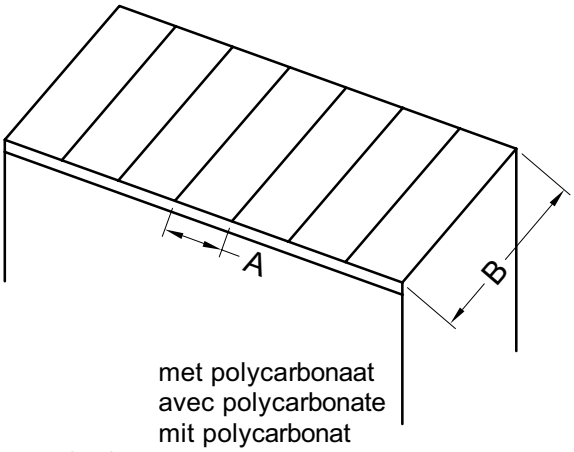

met glas (# stukken)
avec vitrage (# pièces)
mit verglasung (# Stücken)
with glazing (# pieces)
fmax = L/360

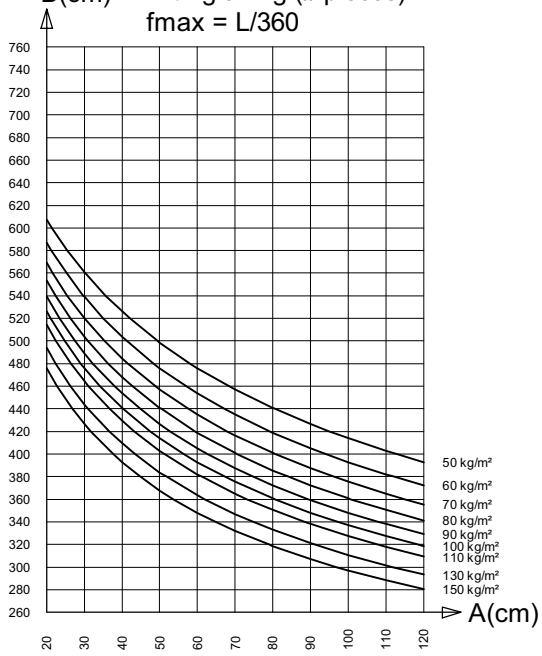

met polycarbonaat
avec polycarbonate
mit polycarbonat
with polycarbonate
fmax = L/200

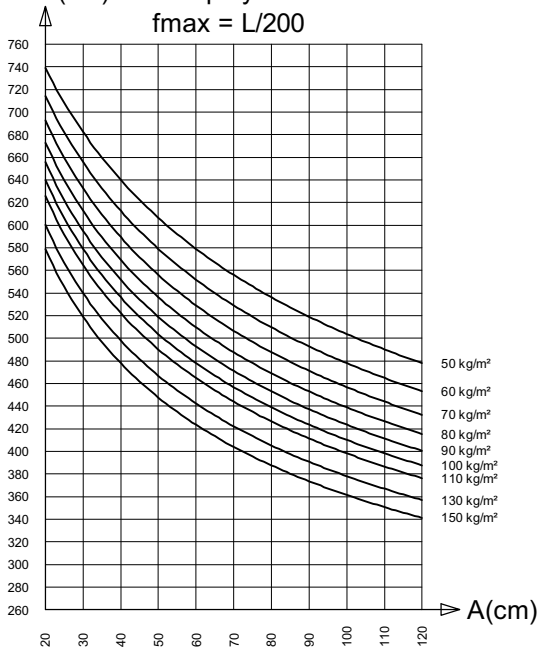

met glas (1 stuk)
avec vitrage (1 pièce)
mit verglasung (1 Stück)
with glazing (1 piece)
fmax = L/360 < 8mm

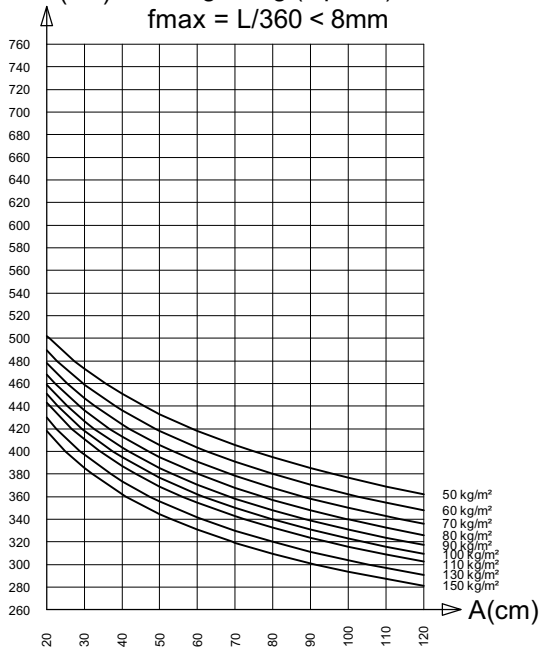

stat38

VR2011
Ixx = 178.3 cm4

VR2011V
Ixx = 176.2 cm4

VR2011B
Ixx = 180.5 cm4

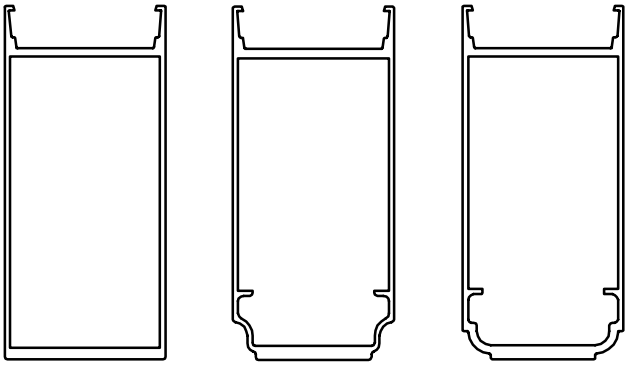

met glas (# stukken)
avec vitrage (# pièces)
mit verglasung (# Stücken)
with glazing (# pieces)
fmax = L/360

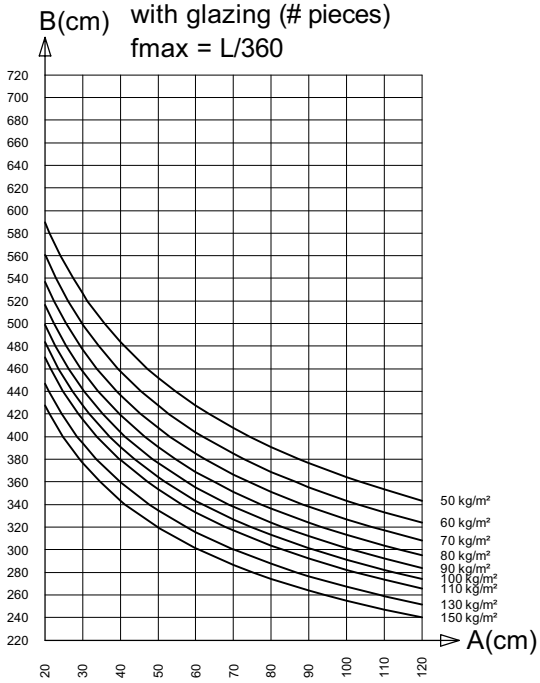

Exclusief Dakbedekking
Exclusive Roofing
Exclusif Couverture
Exklusiv Dakbedeckung

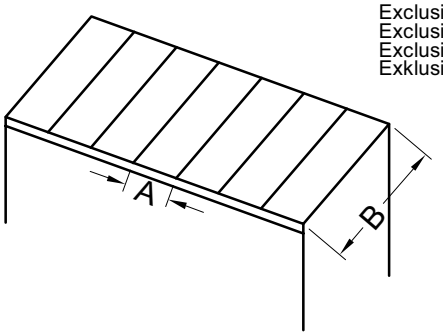

met polycarbonaat
avec polycarbonate
mit polycarbonat
with polycarbonate
fmax = L/200

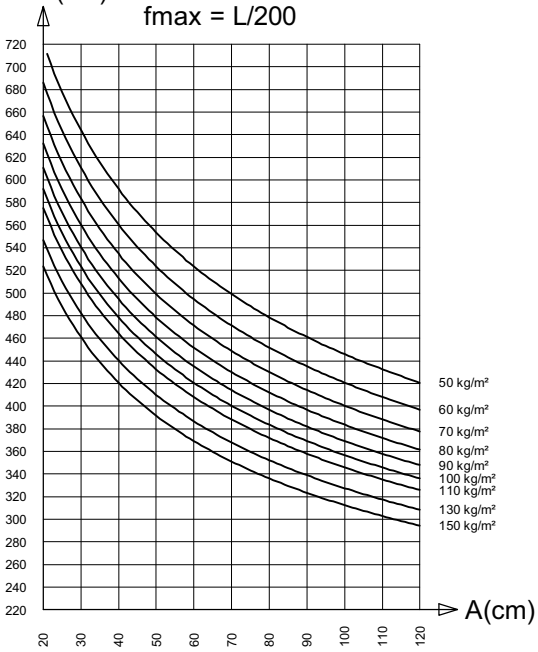

met glas (1 stuk)
avec vitrage (1 pièce)
mit verglasung (1 Stück)
with glazing (1 piece)
fmax = L/360 < 8mm

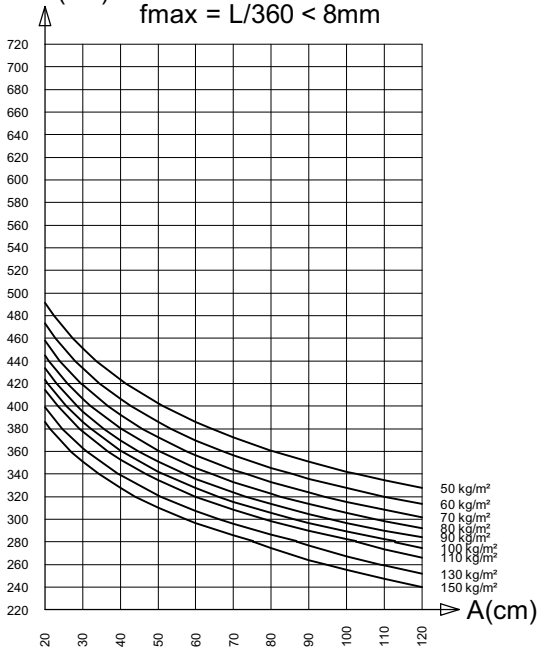

stat33

VR2011 + SR031
Ixx = 601.3 cm4

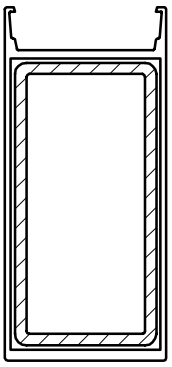

Exclusief Dakbedekking
Exclusive Roofing
Exclusif Couverture
Exklusiv Dakbedeckung

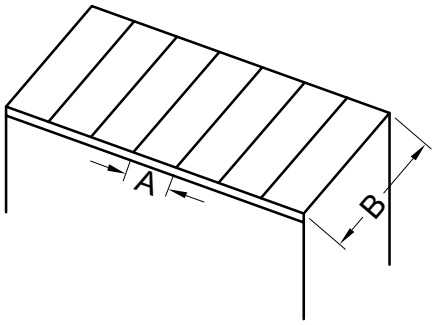

met glas (# stukken)
avec vitrage (# pièces)
mit verglasung (# Stücken)
with glazing (# pieces)
fmax = L/360

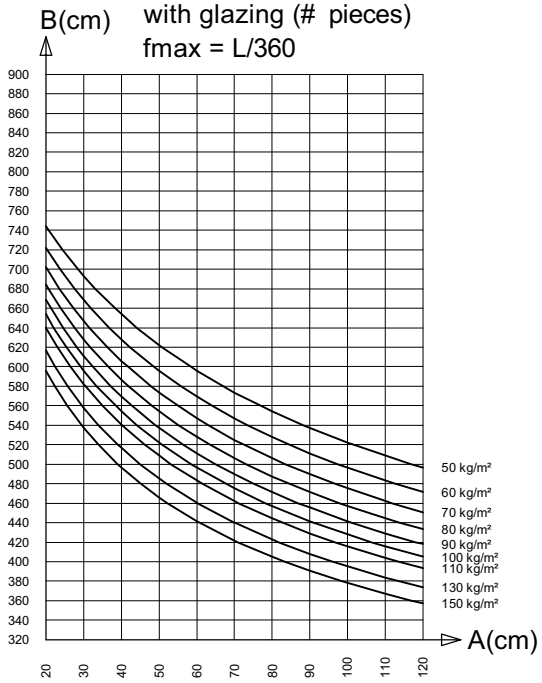

met polycarbonaat
avec polycarbonate
mit polycarbonat
with polycarbonate
fmax = L/200

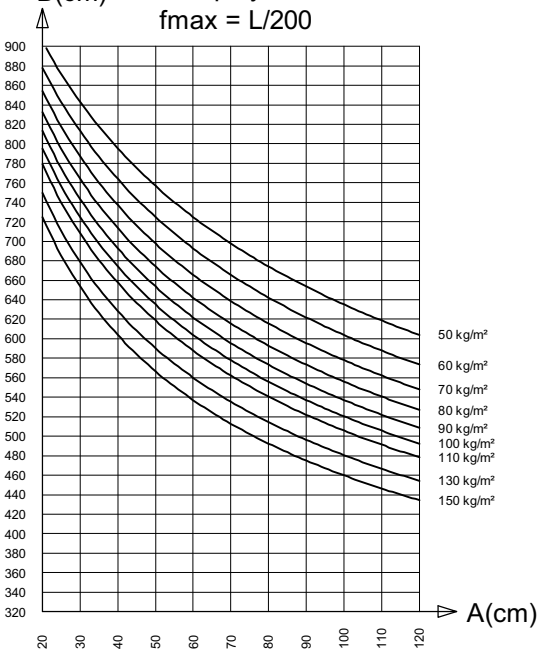

met glas (1 stuk)
avec vitrage (1 pièce)
mit verglasung (1 Stück)
with glazing (1 piece)
fmax = L/360 < 8mm

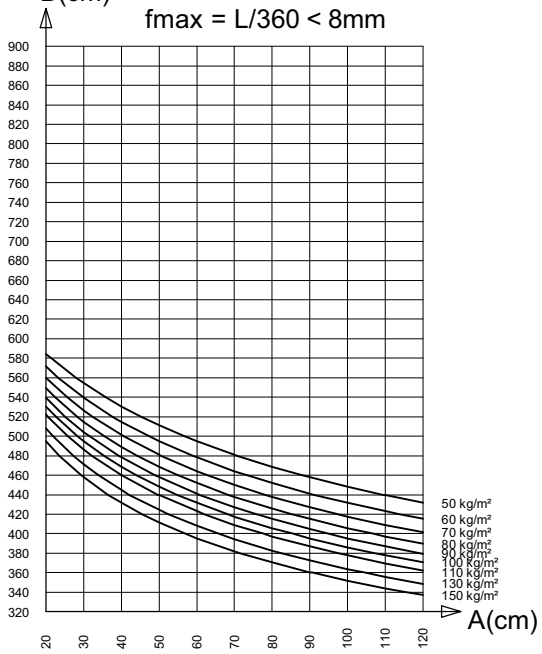

stat34

VR2011 + VR063
Ixx = 693.7 cm4



Exclusief Dakbedekking
Exclusive Roofing
Exclusif Couverture
Exklusiv Dakbedeckung

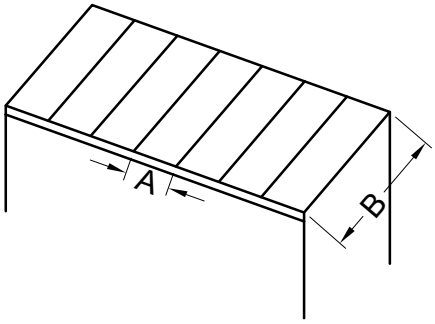

met glas (# stukken)
avec vitrage (# pièces)
mit verglasung (# Stücken)
with glazing (# pieces)
fmax = L/360

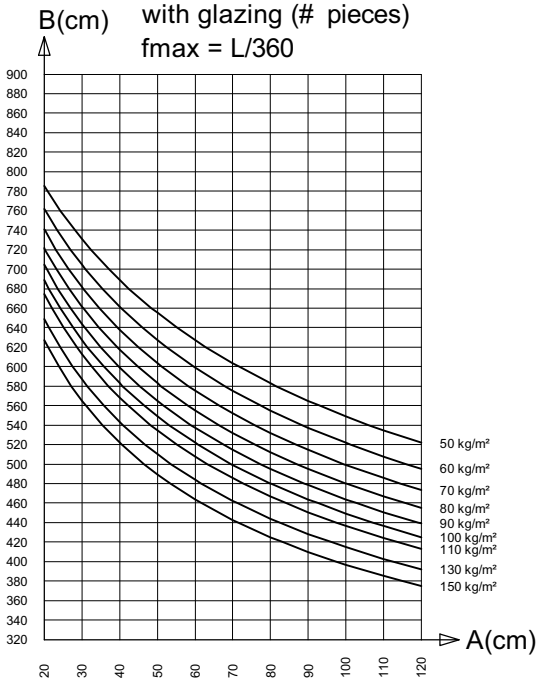

met polycarbonaat
avec polycarbonate
mit polycarbonat
with polycarbonate
fmax = L/200

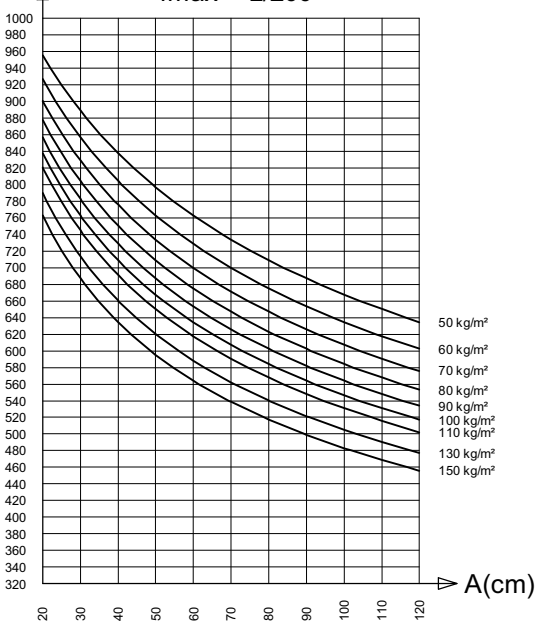

met glas (1 stuk)
avec vitrage (1 pièce)
mit verglasung (1 Stück)
with glazing (1 piece)
fmax = L/360 < 8mm

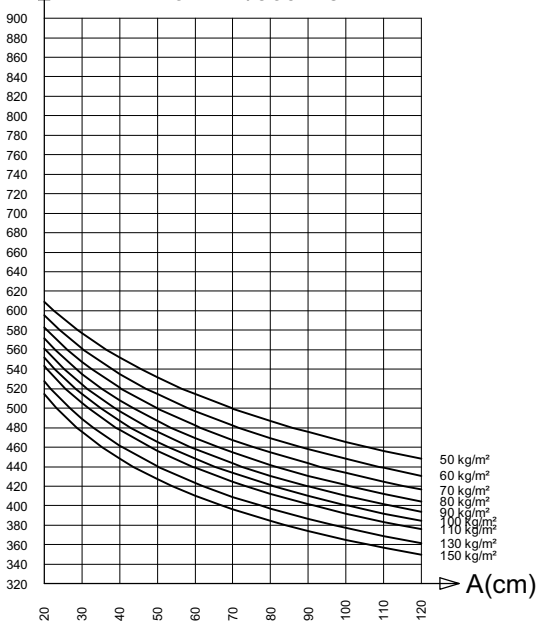

stat41

VR2011 + VR2060
Ixx = 351.8 cm4

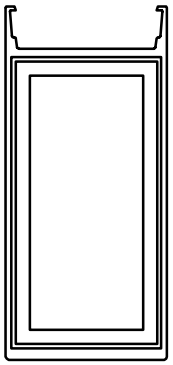

Exclusief Dakbedekking
Exclusive Roofing
Exclusif Couverture
Exklusiv Dakbedeckung

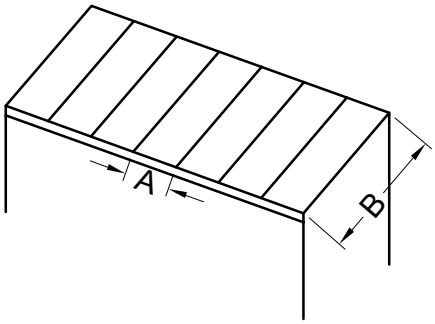

met glas (# stukken)
avec vitrage (# pièces)
mit verglasung (# Stücken)
with glazing (# pieces)
fmax = L/360

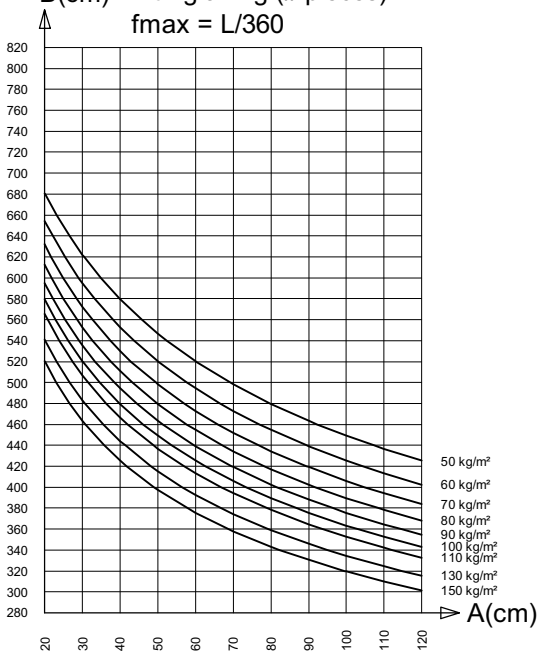

met polycarbonaat
avec polycarbonate
mit polycarbonat
with polycarbonate
fmax = L/200

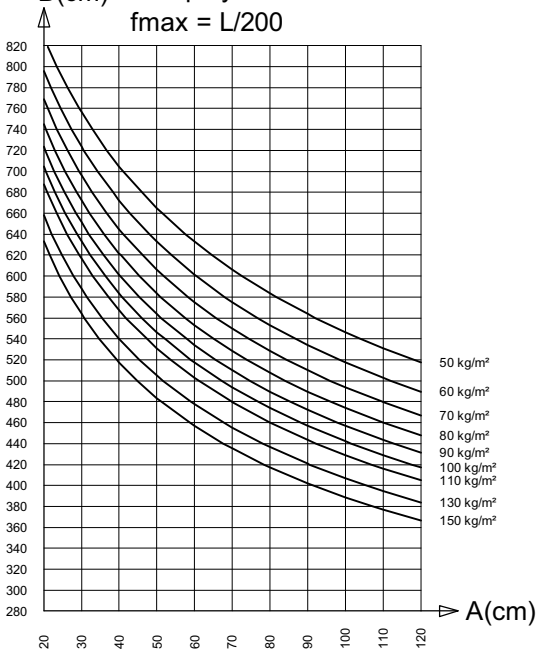

met glas (1 stuk)
avec vitrage (1 pièce)
mit verglasung (1 Stück)
with glazing (1 piece)
fmax = L/360 < 8mm

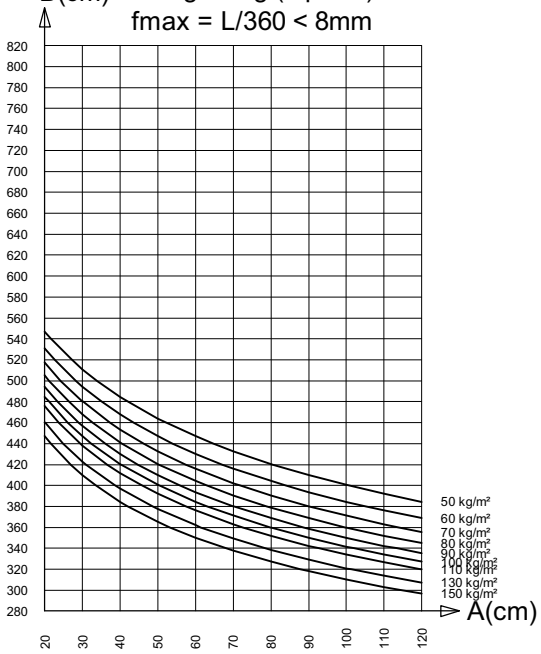

stat39

VR2011B + VR061
Ixx = 423.6 cm4

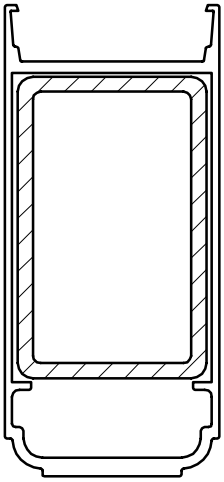

Exclusief Dakbedekking
Exclusive Roofing
Exclusif Couverture
Exklusiv Dakbedeckung

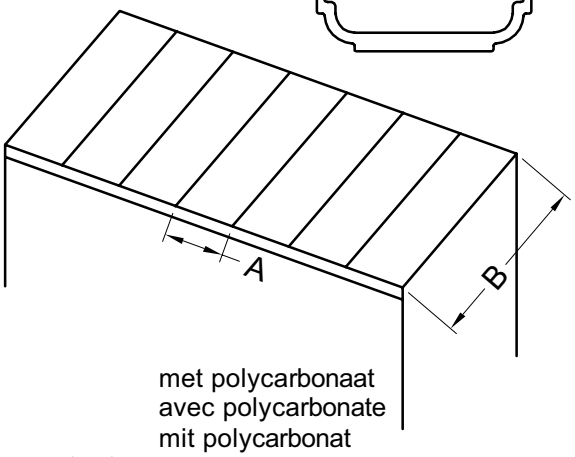

met glas (# stukken)
avec vitrage (# pièces)
mit verglasung (# Stücken)
with glazing (# pieces)
fmax = L/360

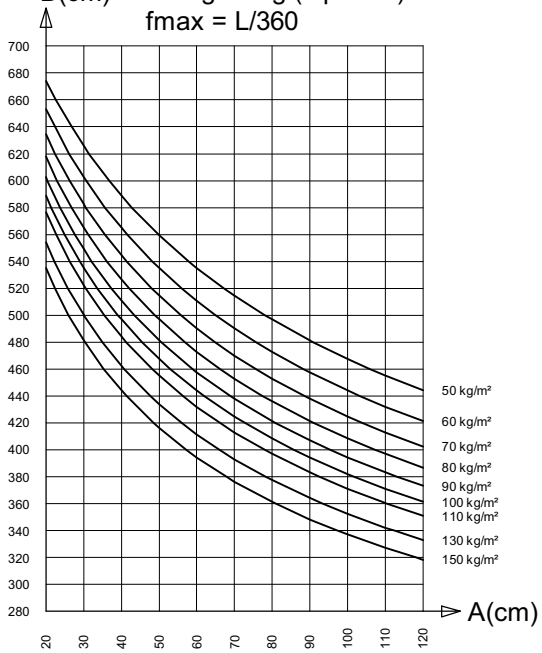

met polycarbonaat
avec polycarbonate
mit polycarbonat
with polycarbonate
fmax = L/200

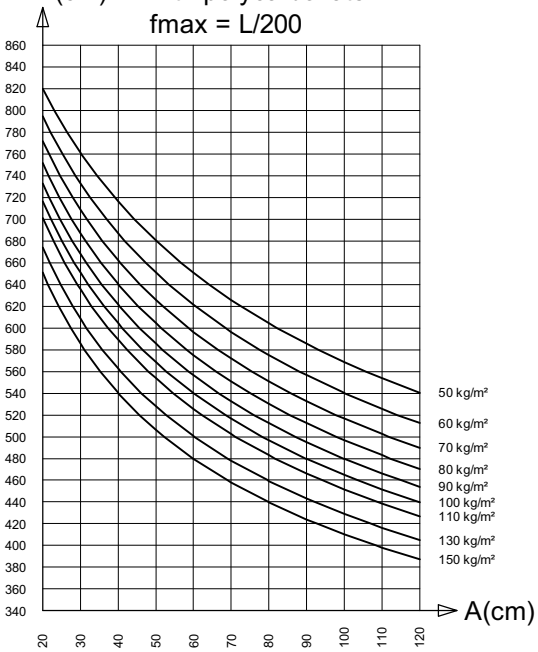

met glas (1 stuk)
avec vitrage (1 pièce)
mit verglasung (1 Stück)
with glazing (1 piece)
fmax = L/360 < 8mm

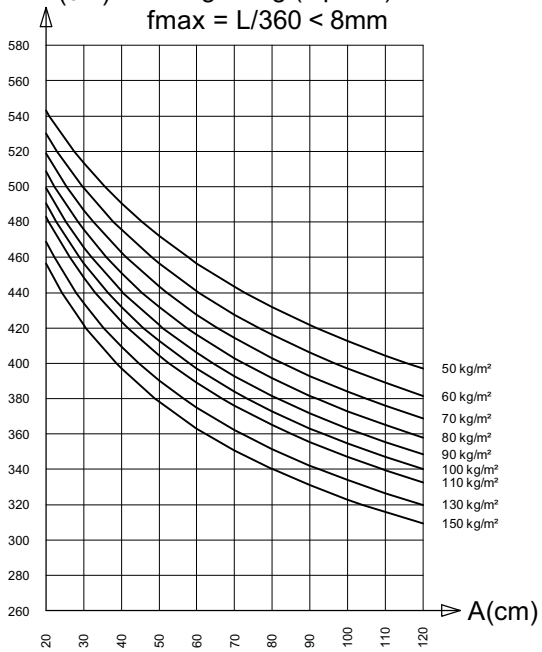

stat40

① VR2016 + VR2021
Ixx = 186.5 cm4

VR2017 + VR2021
Ixx = 188.4 cm4

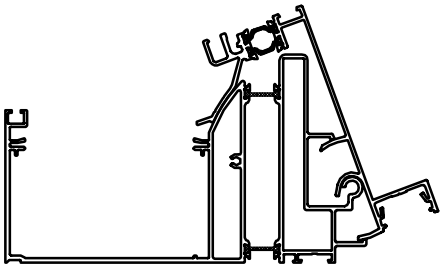

⑤ VR2016 + VR2021 + VR2122
Ixx = 386.5 cm4

VR2017 + VR2021 + VR2122
Ixx = 388.4 cm4

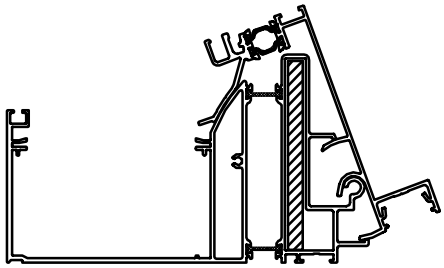

② VR2116 + VR2021
Ixx = 210.9 cm4

VR2117 + VR2021
Ixx = 213.7 cm4

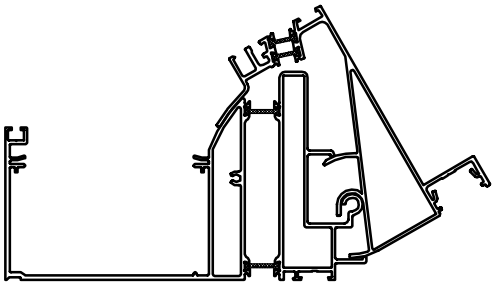

⑥ VR2116 + VR2021 + VR2122
Ixx = 410.9 cm4

VR2117 + VR2021 + VR2122
Ixx = 413.7 cm4

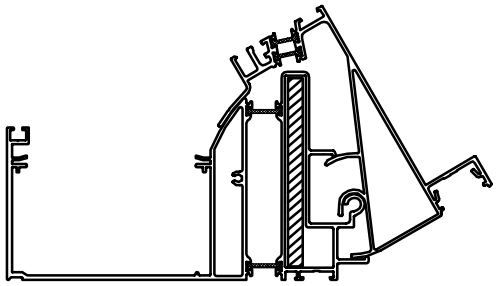

③ VR2016 + VR2121
Ixx = 268.9 cm4

VR2017 + VR2121
Ixx = 270.7 cm4

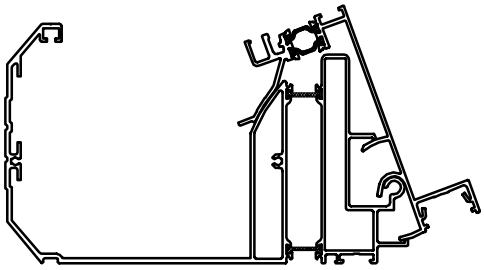

⑦ VR2016 + VR2121 + VR2122
Ixx = 468.9 cm4

VR2017 + VR2121 + VR2122
Ixx = 470.7 cm4

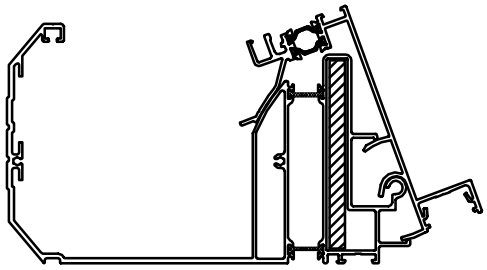

④ VR2116 + VR2121
Ixx = 293.3 cm4

VR2117 + VR2121
Ixx = 296 cm4

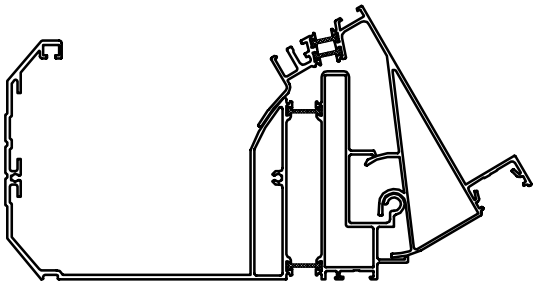

⑧ VR2116 + VR2121 + VR2122
Ixx = 493.3 cm4

VR2117 + VR2121 + VR2122
Ixx = 496 cm4

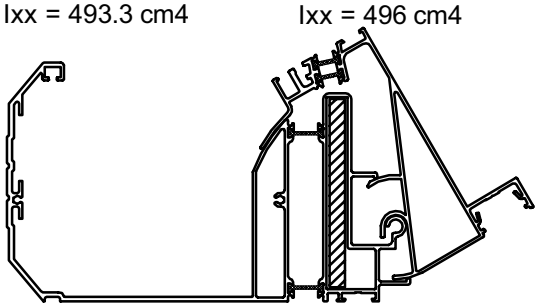

voorblad

ZIE OVERZICHT BLZ 124
VOIR RESUME PAGE 124
SEHEN UBERSICHT SEITE 124
SEE OVERVIEW PAGE 124

STATICA - STATIQUE - STATIK - STATICS

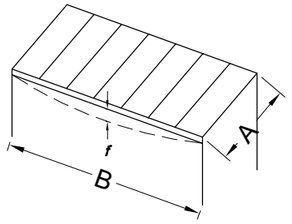

fmax = 10 mm

fmax = L/360

P = Pv + Ps

Pv = glasgewicht
poids de vitrage
glassgewicht
glazing weight

Ps = sneeuwlast
charge de neige
Schneelast
snowweight

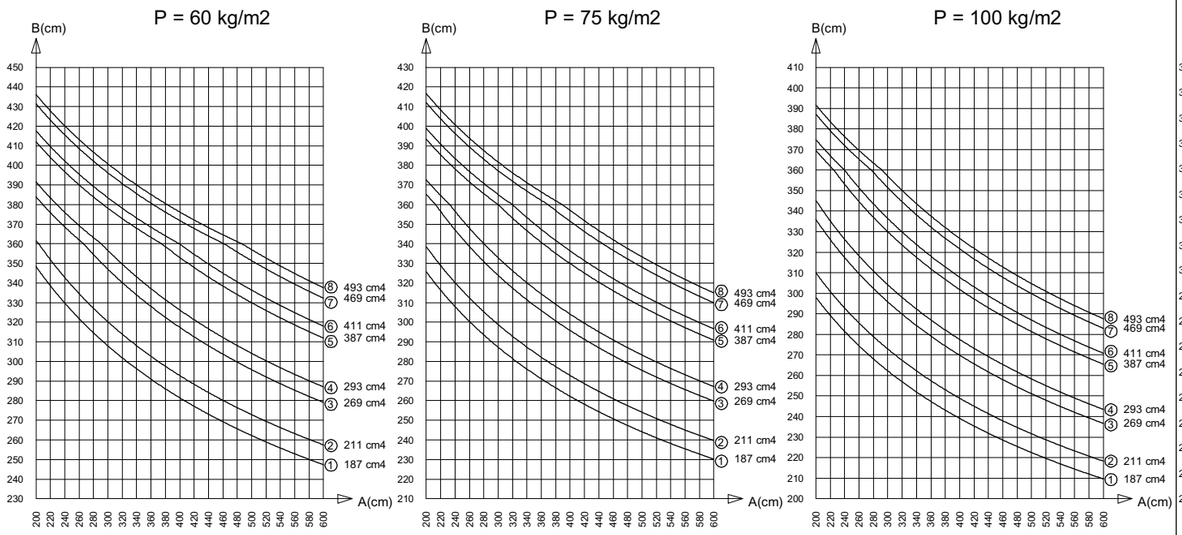

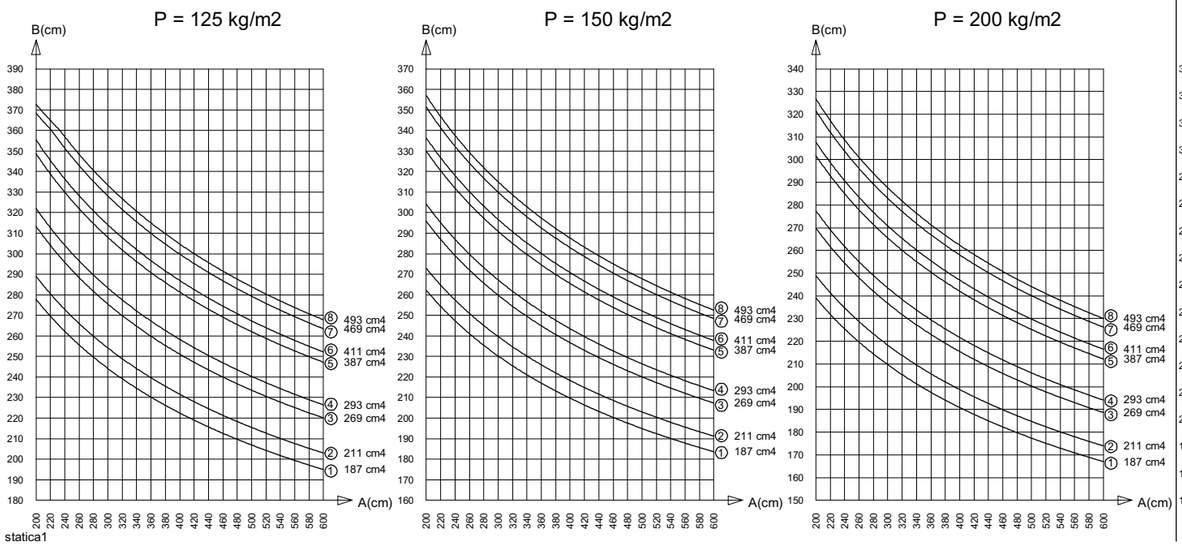

statica1

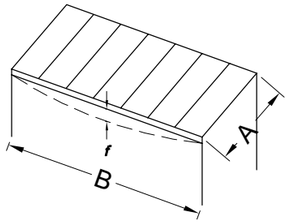

fmax = 5 mm

fmax = L/360

P = Pv + Ps

Pv = glasgewicht
poids de vitrage
glassgewicht
glazing weight

Ps = sneeuwlast
charge de neige
Schneelast
snowweight

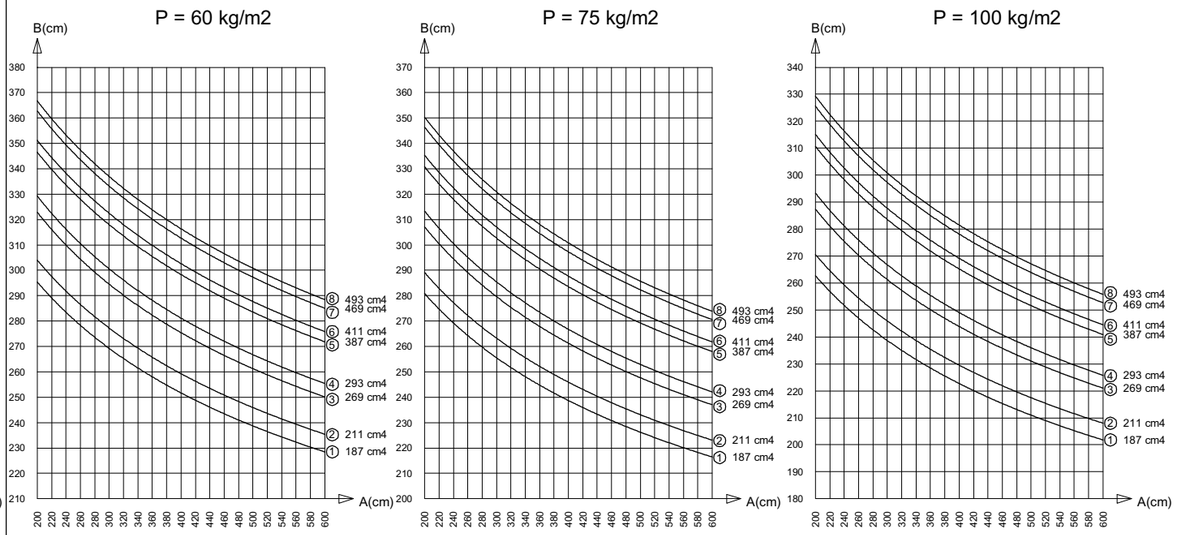

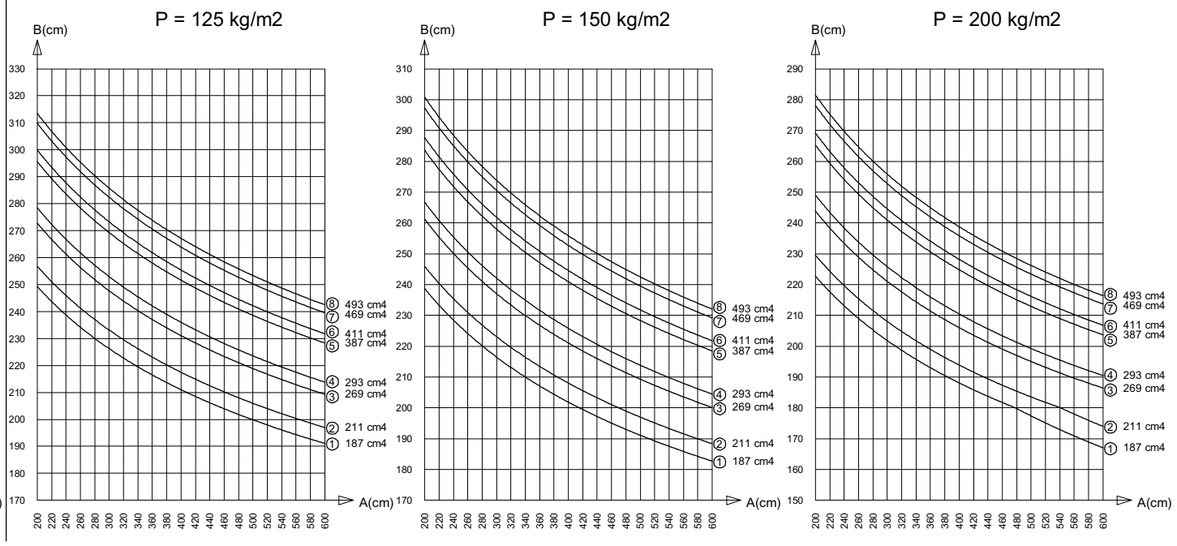

aliver2000+

smart® SYSTEMS

ZIE OVERZICHT BLZ 124
VOIR RESUME PAGE 124
SEHEN UBERSICHT SEITE 124
SEE OVERVIEW PAGE 124

STATICA - STATIQUE - STATIK - STATICS

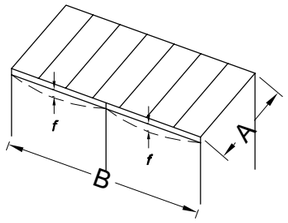

fmax = 10 mm

fmax = L/360

P = Pv + Ps

Pv = glasgewicht
poids de vitrage
glassgewicht
glazing weight

Ps = sneeuwlast
charge de neige
Schneelast
snowweight

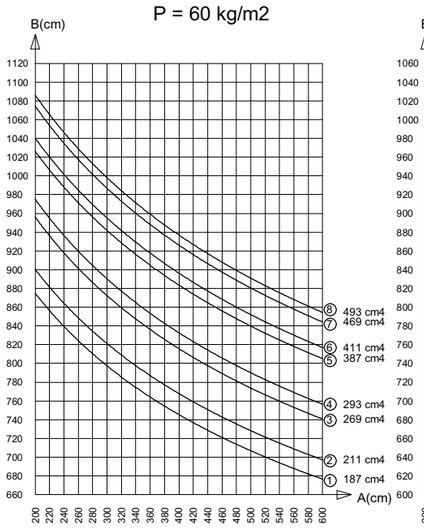

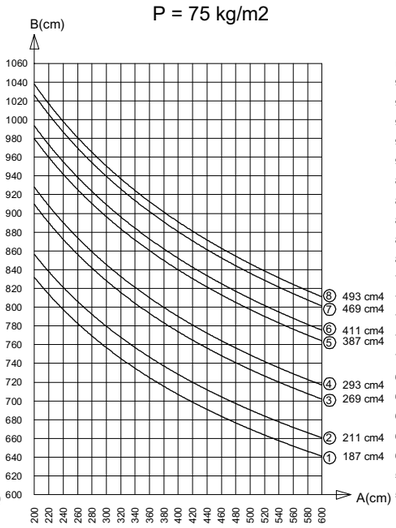

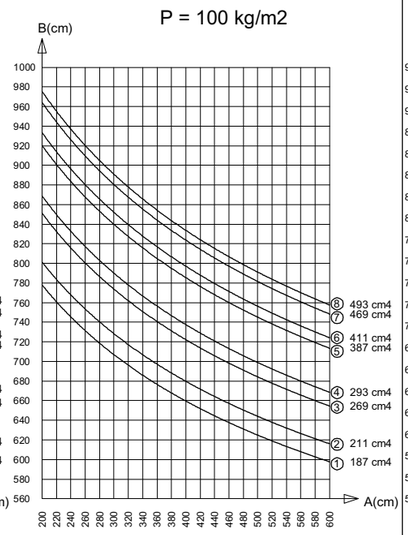

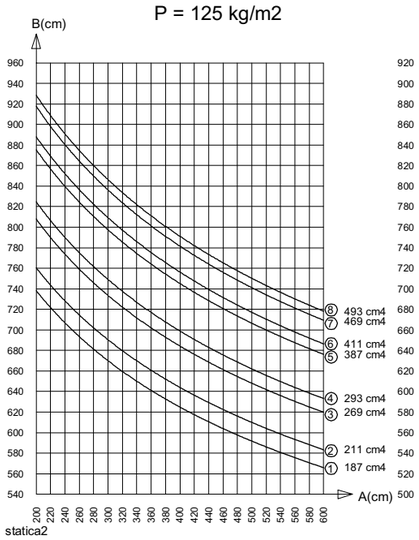

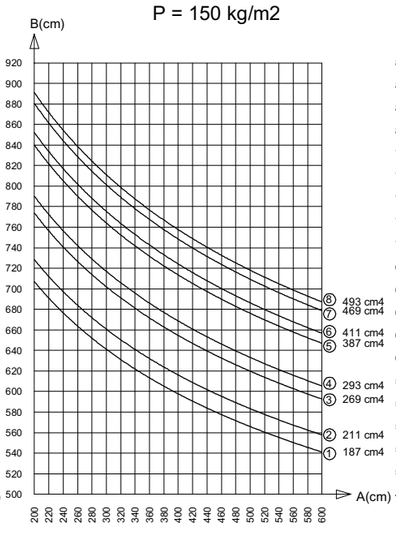

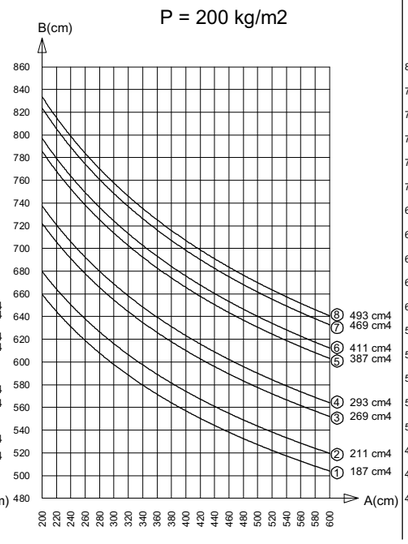

statica2

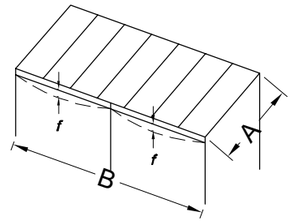

fmax = 5 mm

fmax = L/360

P = Pv + Ps

Pv = glasgewicht
poids de vitrage
glassgewicht
glazing weight

Ps = sneeuwlast
charge de neige
Schneelast
snowweight

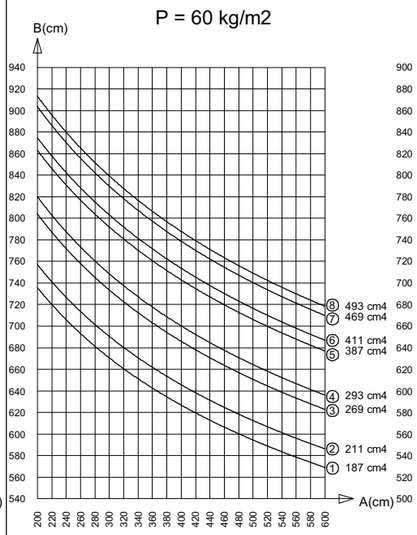

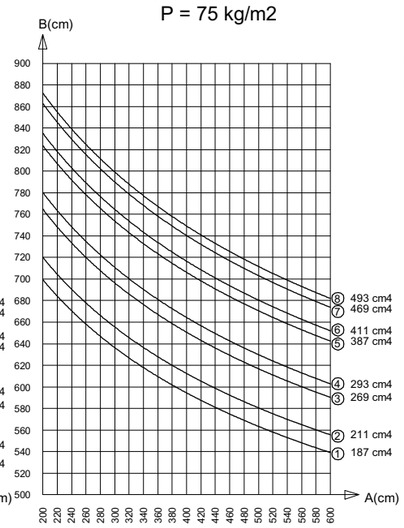

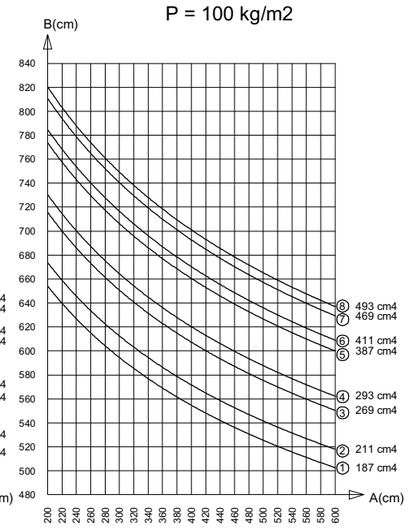

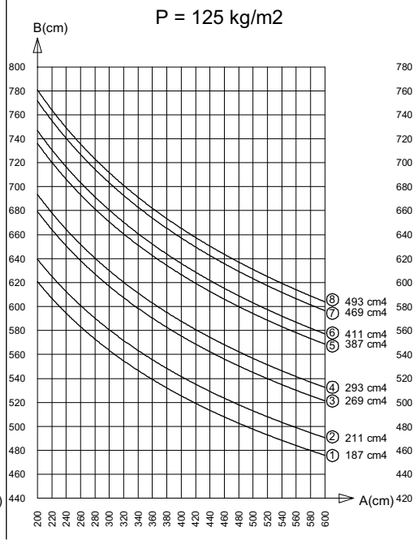

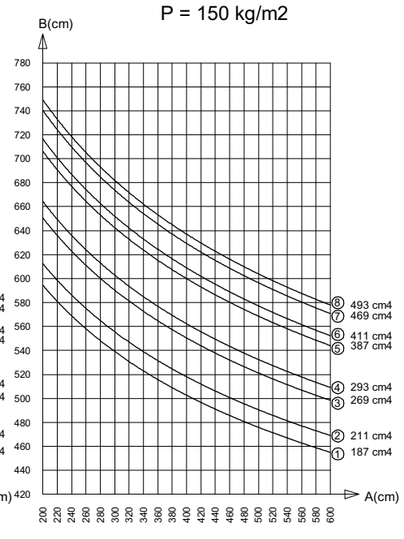

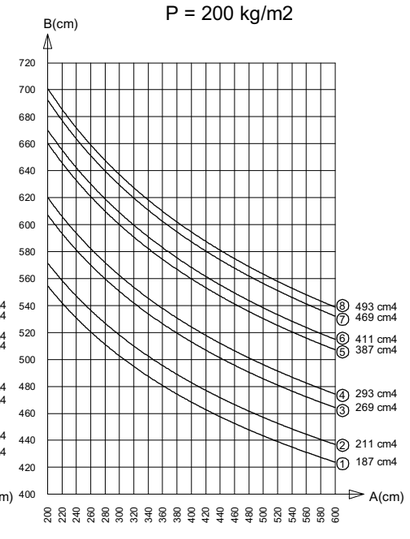

126 16/7/07

ZIE OVERZICHT BLZ 124
VOIR RESUME PAGE 124
SEHEN UBERSICHT SEITE 124
SEE OVERVIEW PAGE 124

STATICA - STATIQUE - STATIK - STATICS

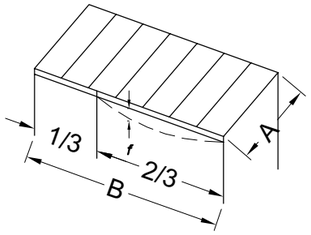

fmax = 10 mm

fmax = L/360

P = Pv + Ps

Pv = glasgewicht
poids de vitrage
glassgewicht
glazing weight

Ps = sneeuwlast
charge de neige
Schneelast
snowweight

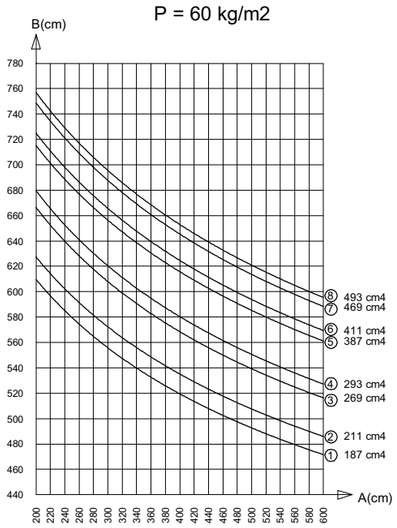

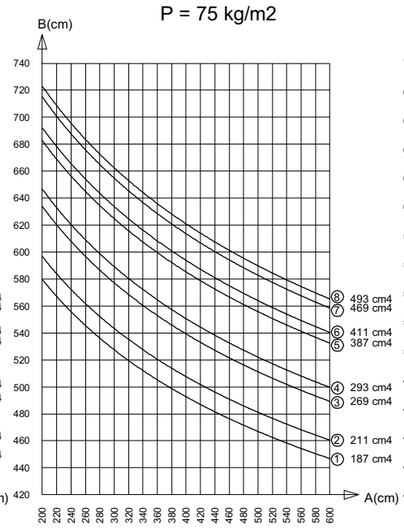

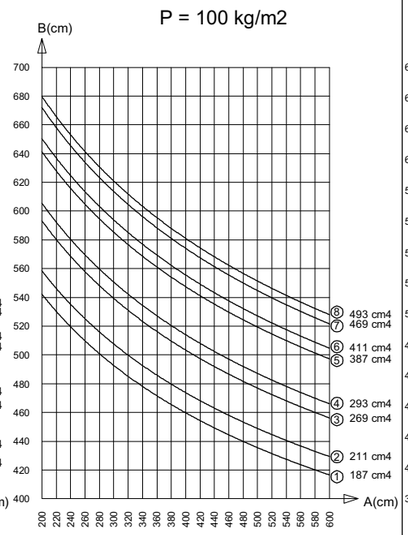

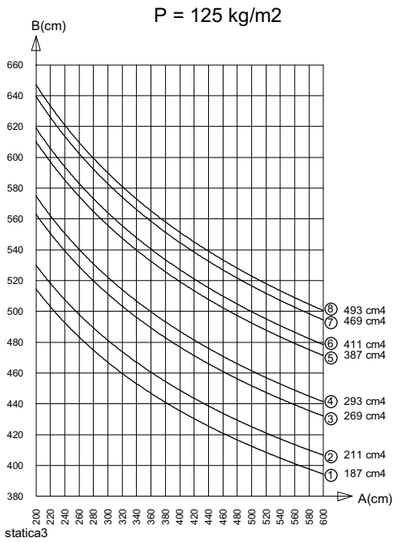

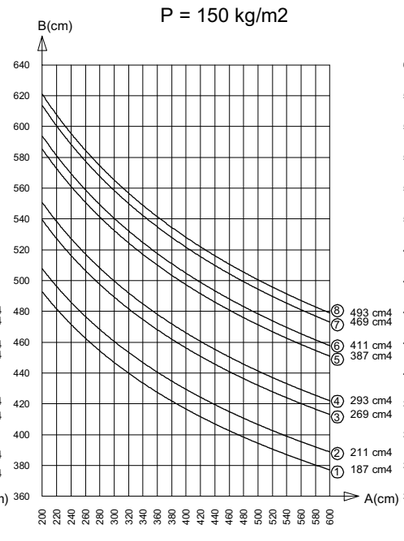

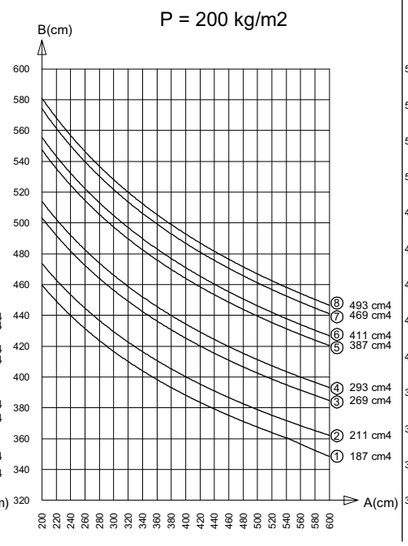

statica3

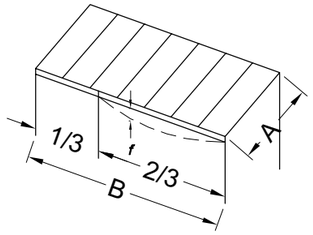

fmax = 5 mm

fmax = L/360

P = Pv + Ps

Pv = glasgewicht
poids de vitrage
glassgewicht
glazing weight

Ps = sneeuwlast
charge de neige
Schneelast
snowweight

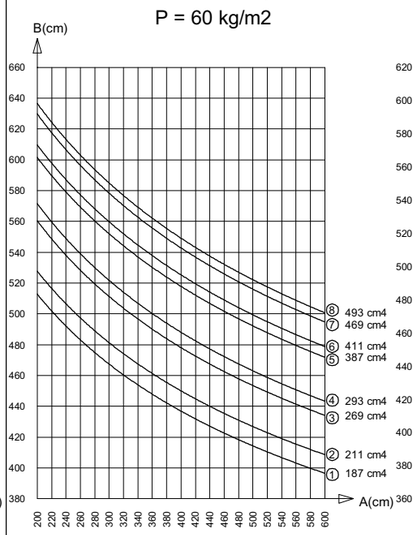

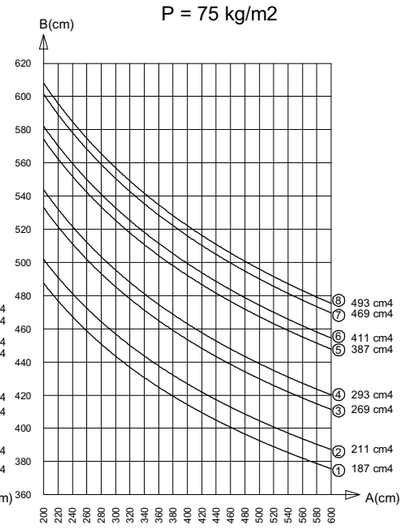

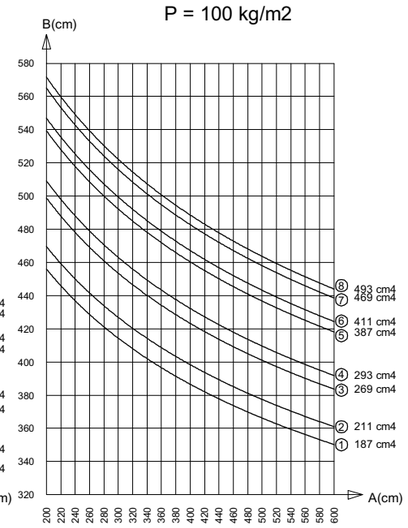

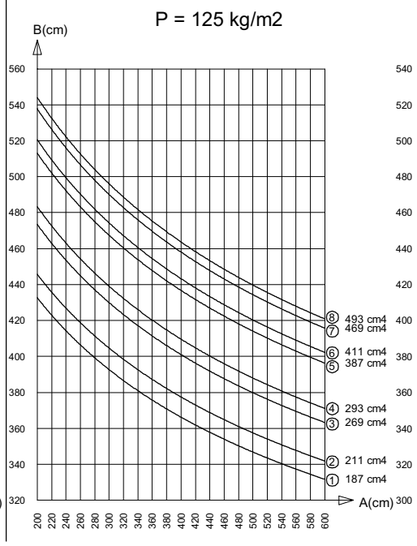

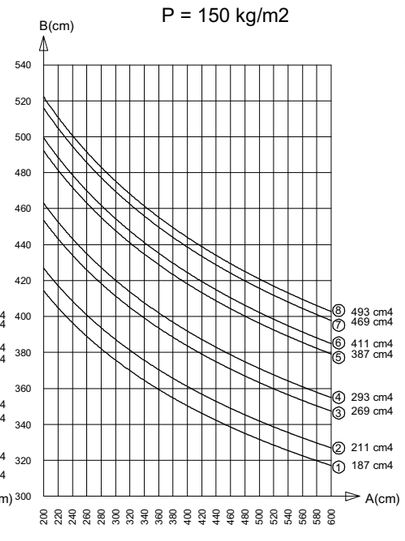

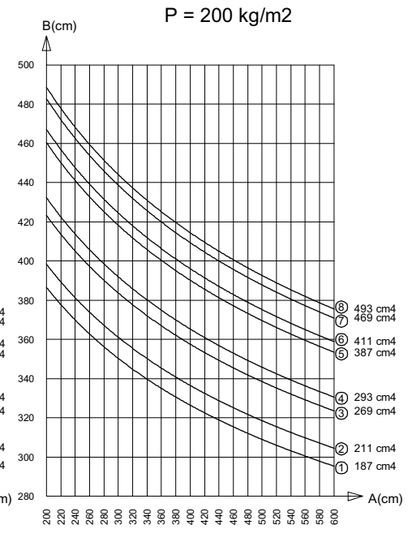

aliver2000+

smart® SYSTEMS

ZIE OVERZICHT BLZ 124
VOIR RESUME PAGE 124
SEHEN UBERSICHT SEITE 124
SEE OVERVIEW PAGE 124

STATICA - STATIQUE - STATIK - STATICS

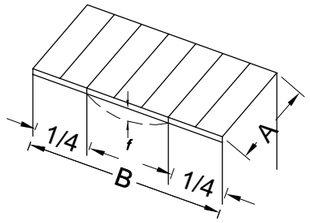

fmax = 10 mm

fmax = L/360

P = Pv + Ps

Pv = glasgewicht
poids de vitrage
glassgewicht
glazing weight

Ps = sneeuwlast
charge de neige
Schneelast
snowweight

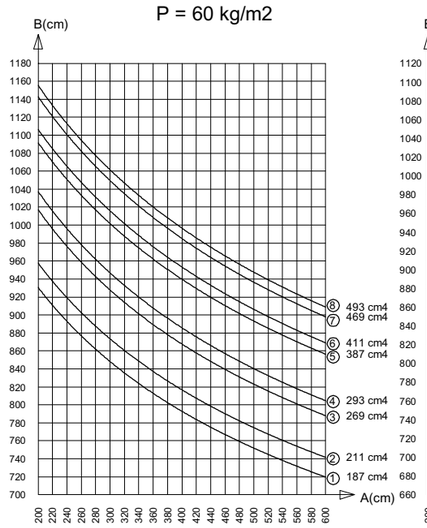

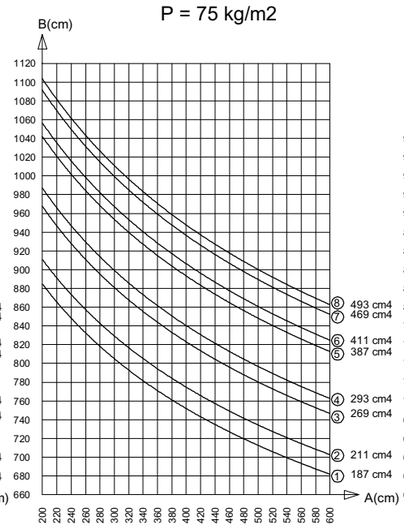

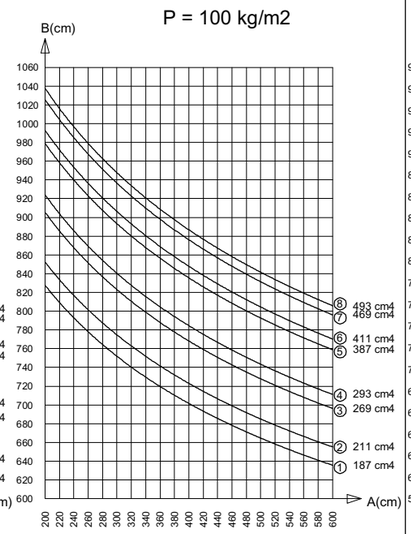

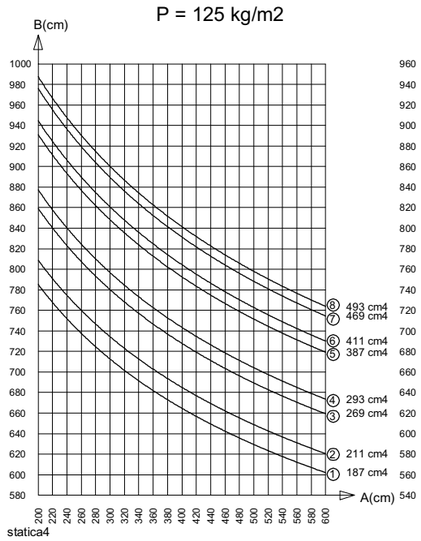

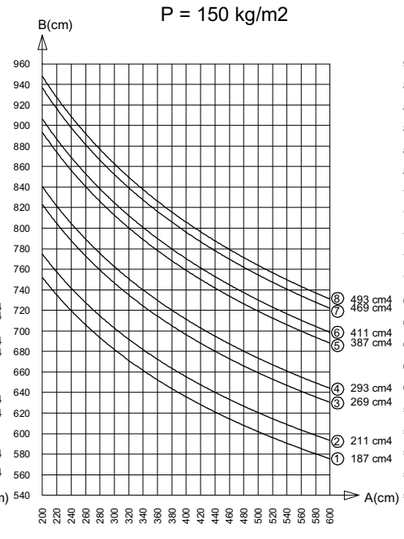

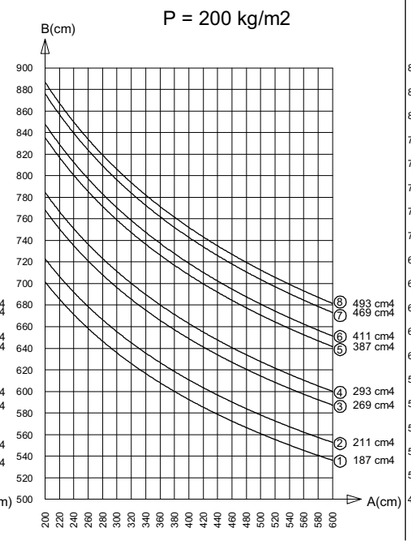

statica4

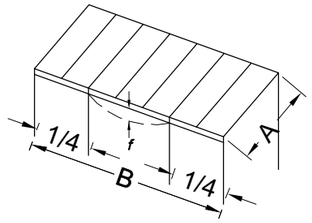

fmax = 5 mm

fmax = L/360

P = Pv + Ps

Pv = glasgewicht
poids de vitrage
glassgewicht
glazing weight

Ps = sneeuwlast
charge de neige
Schneelast
snowweight

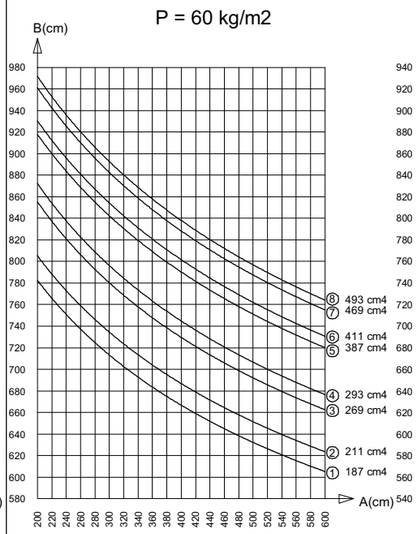

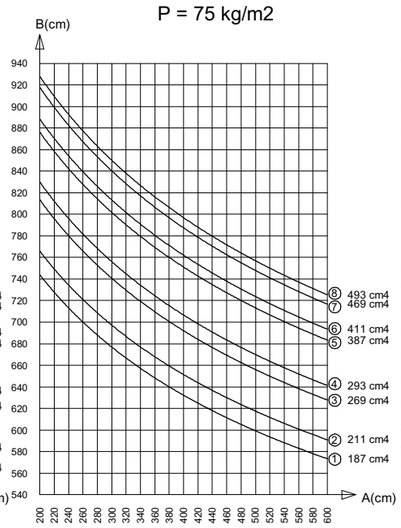

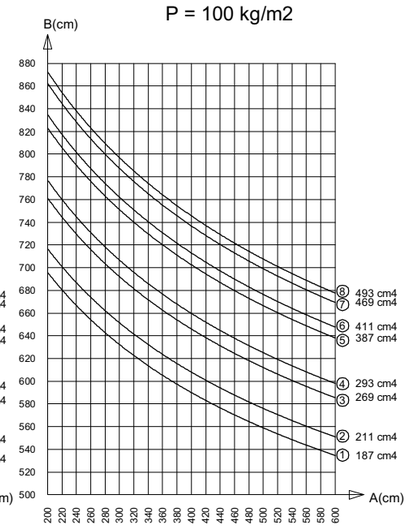

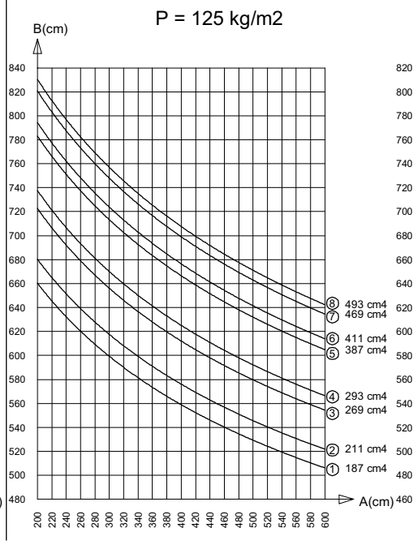

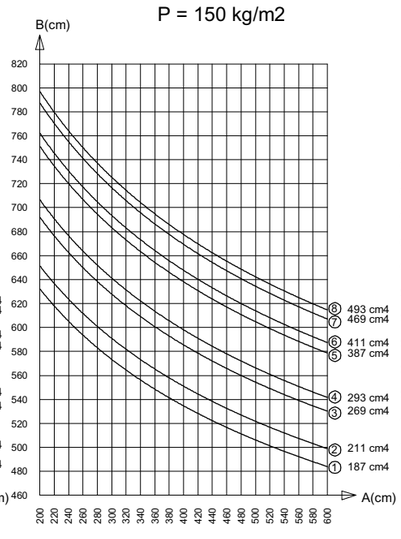

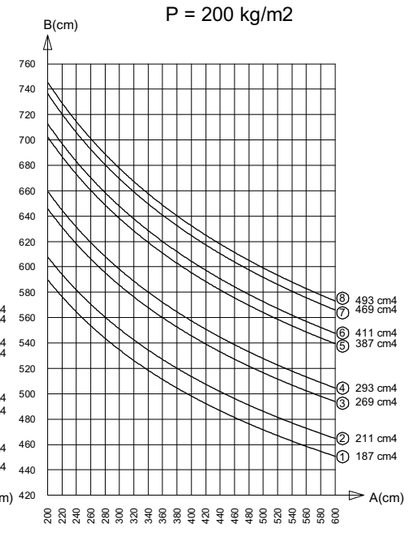

128 16/7/07

aliver2000+

VERANDA MET GLAS/POLYCARBONAAT
VERANDA AVEC VERRE/POLYCARBONATE
WINTERGARTEN MIT GLAS/POLYCARBONAT
CONSERVATORY WITH GLAS/POLYCARBONATE

DOORSNEDE - COUPE - SCHNITT - SECTION

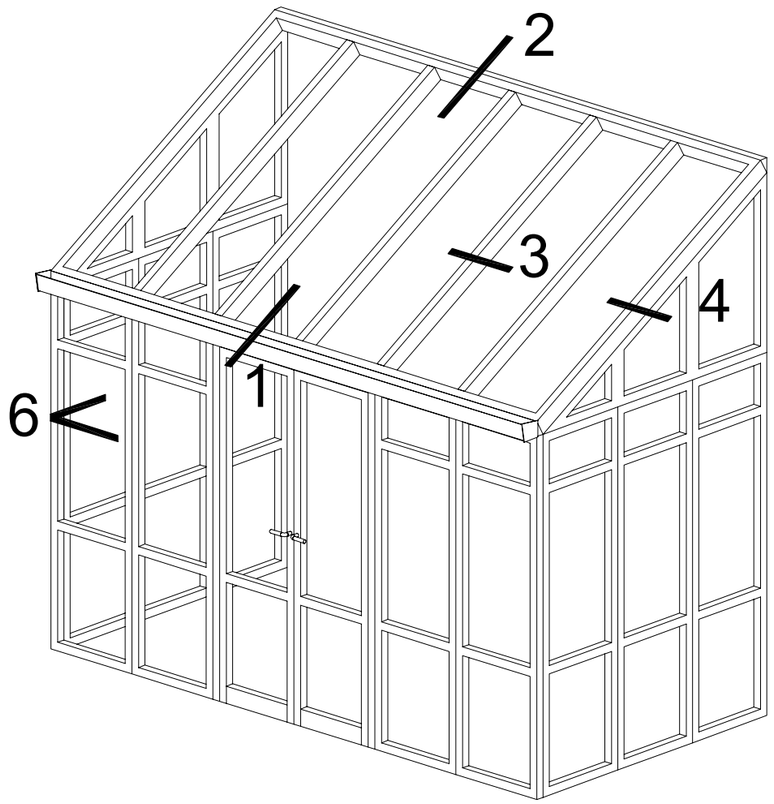

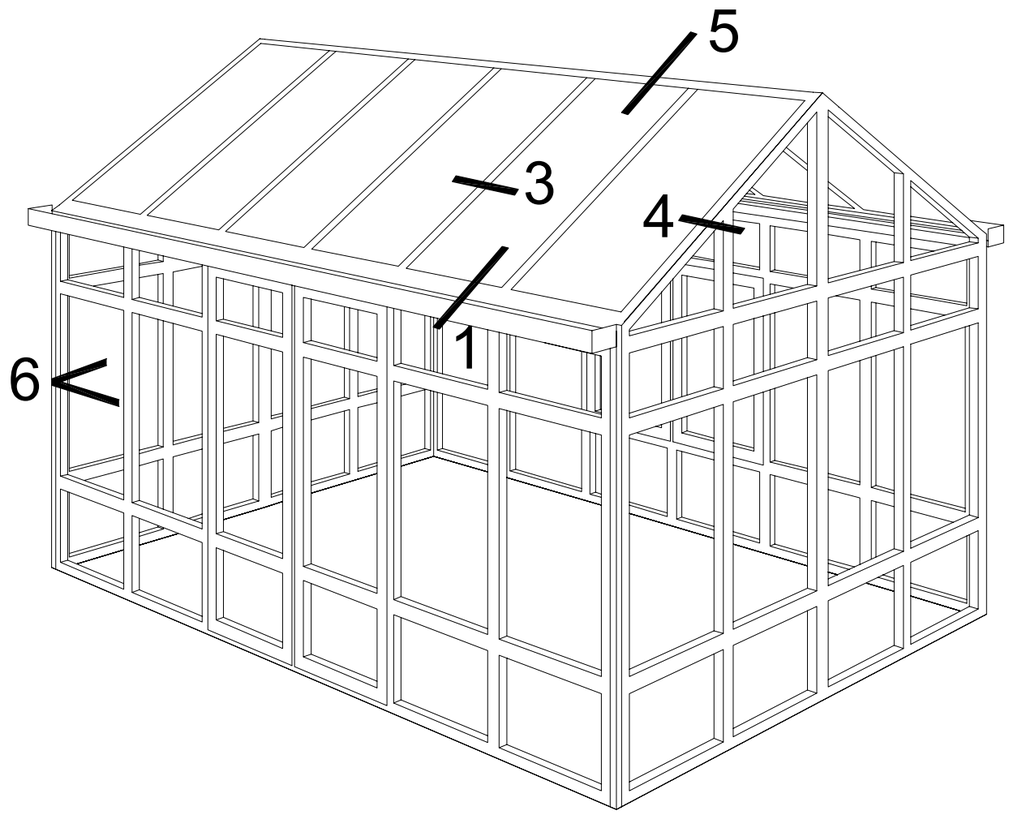

DOORTYP1

aliver2000+

smart® SYSTEMS

VERANDA MET GLAS/POLYCARBONAAT
VERANDA AVEC VERRE/POLYCARBONATE
WINTERGARTEN MIT GLAS/POLYCARBONAT
CONSERVATORY WITH GLAS/POLYCARBONATE

DOORSNEDE - COUPE - SCHNITT - SECTION

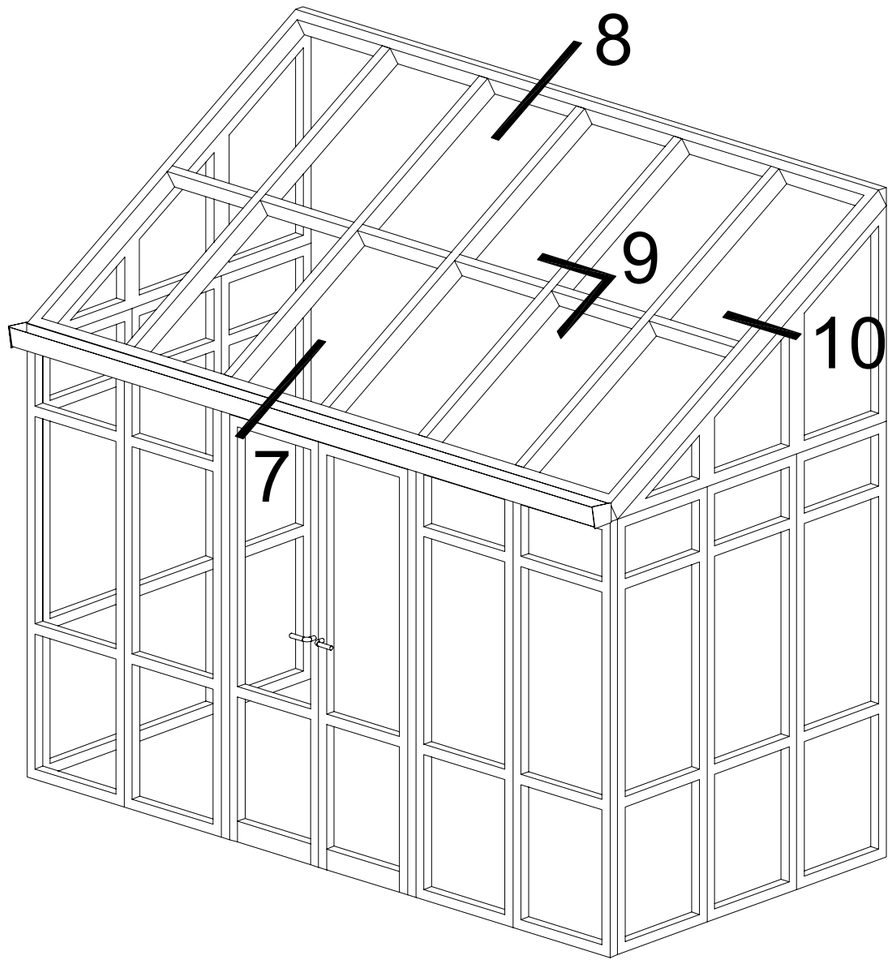

doortyp2

130 16/7/07

1A

5°-22°

DOORSNEDE - COUPE - SCHNITT - SECTION

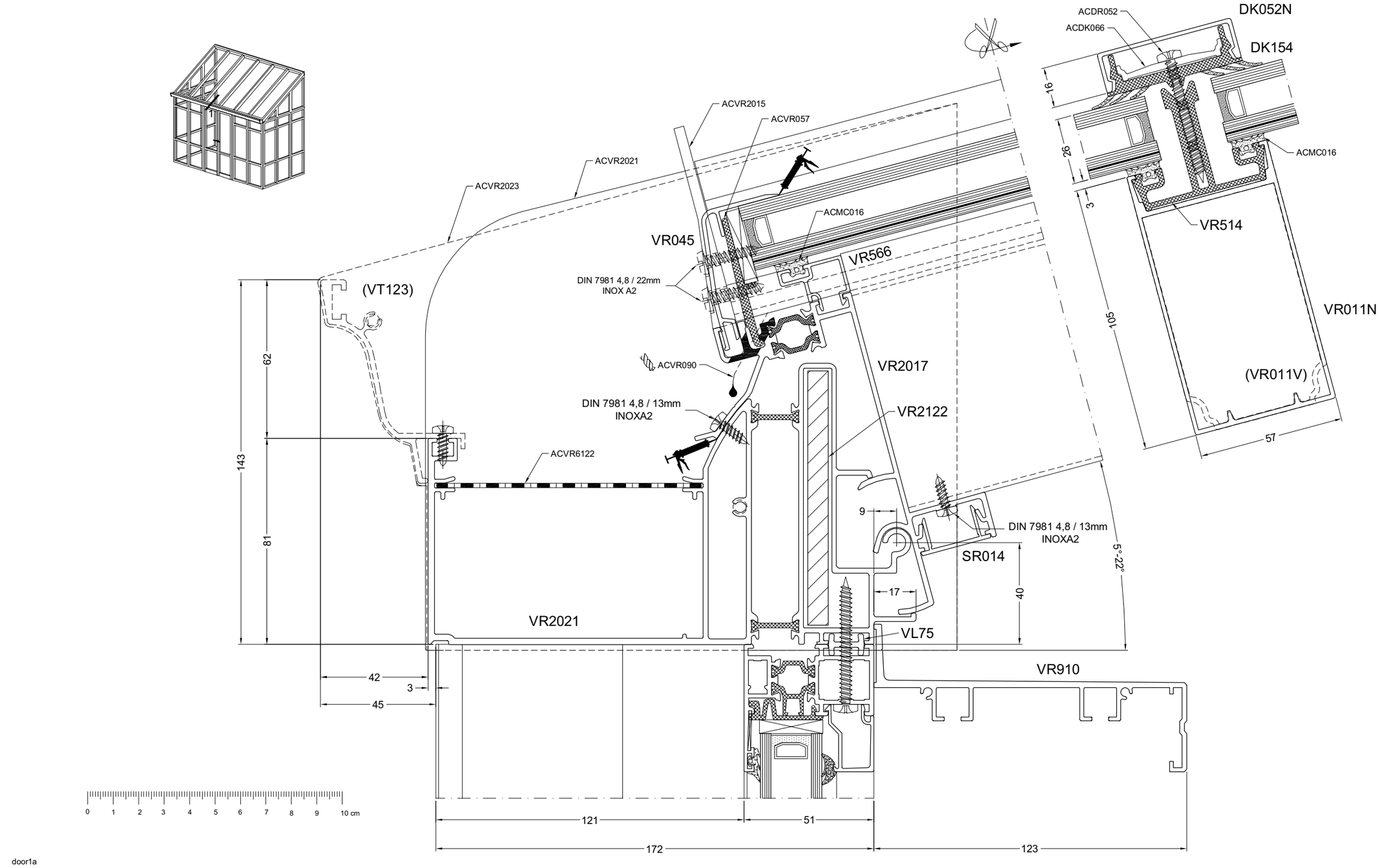

door1a

aliver2000+

smart® SYSTEMS

1B

5°-22°

DOORSNEDE - COUPE - SCHNITT - SECTION

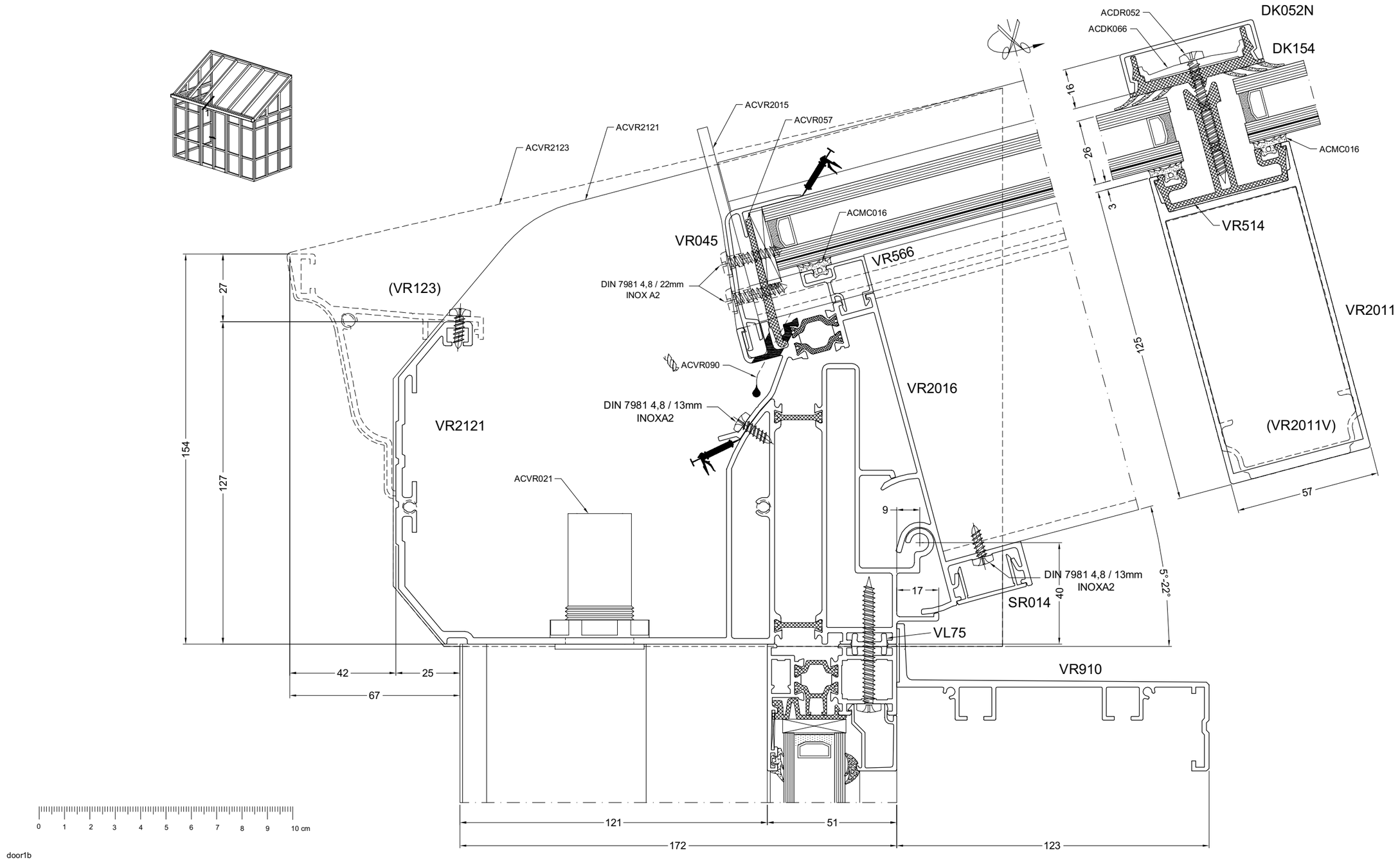

door1b

132 16/7/07

1C

22°-45°

DOORSNEDE - COUPE - SCHNITT - SECTION

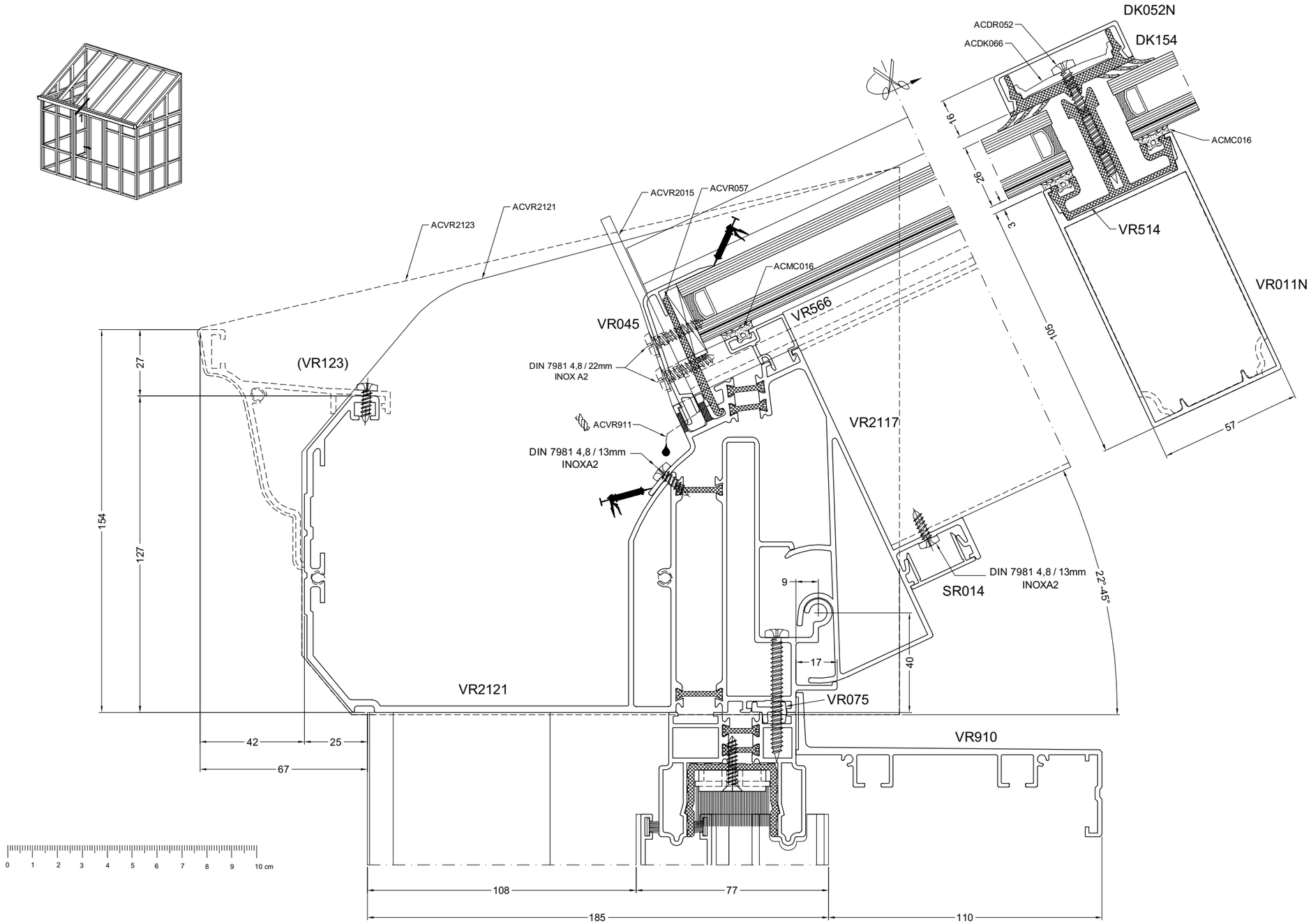

door1e

aliver2000+

smart® SYSTEMS

1D

22°-45°

DOORSNEDE - COUPE - SCHNITT - SECTION

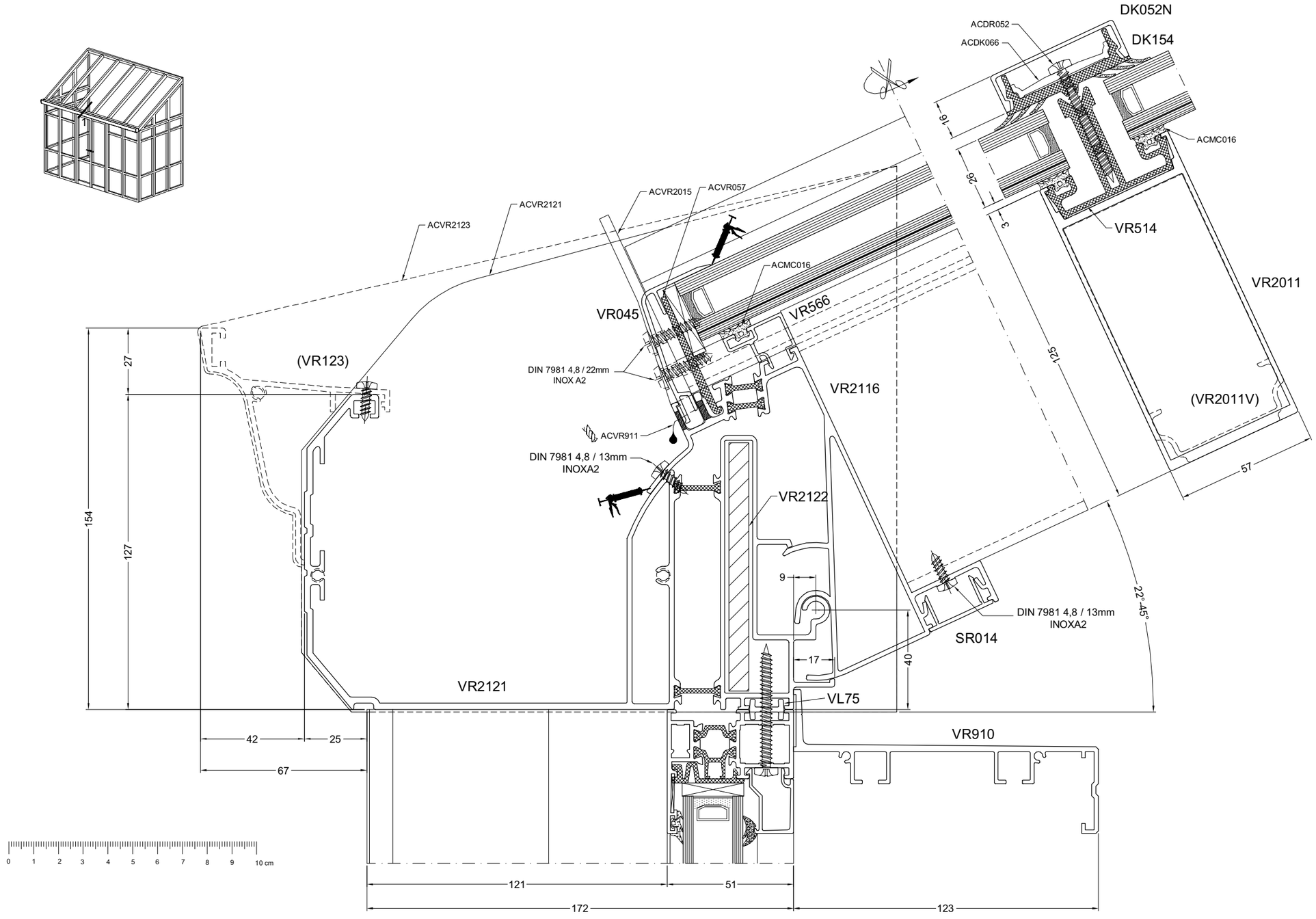

door1f

134 16/7/07

1E

5°-22°

DOORSNEDE - COUPE - SCHNITT - SECTION

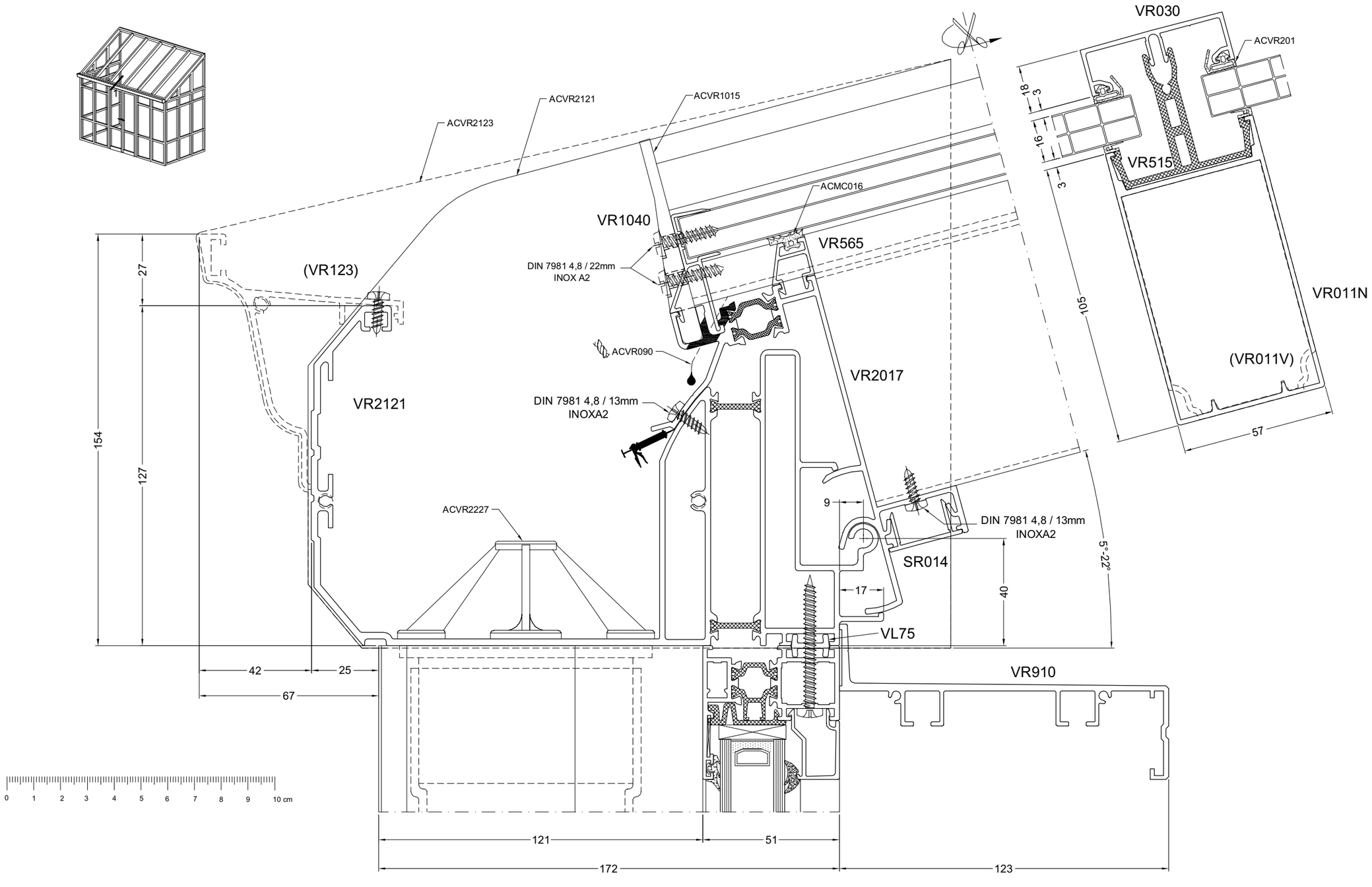

aliver2000+

smart® SYSTEMS

1F

5°-22°

DOORSNEDE - COUPE - SCHNITT - SECTION

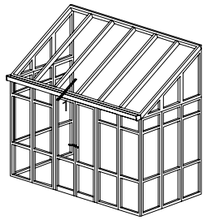

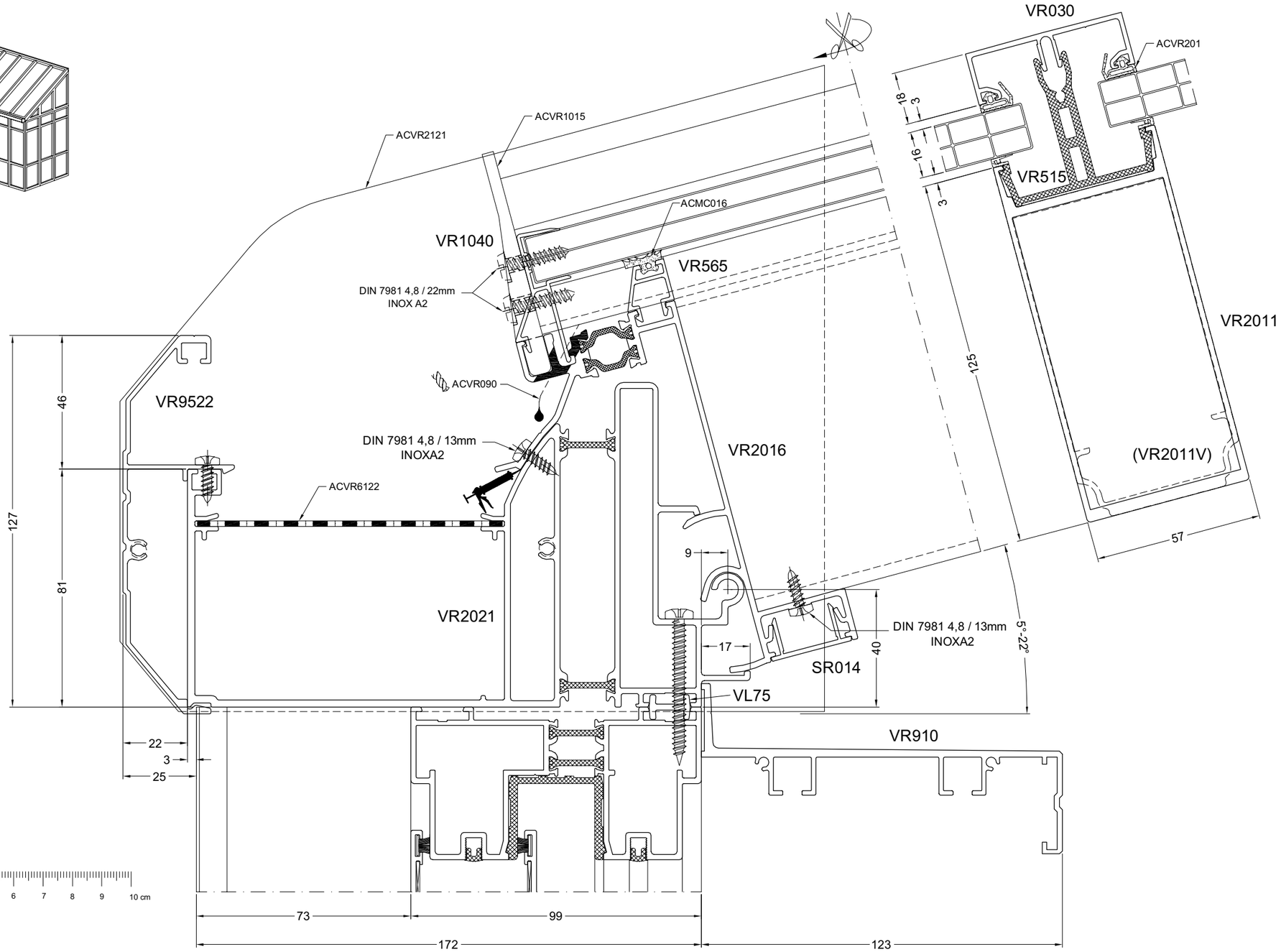

door1d

136 16/7/07

1G

22°-45°

DOORSNEDE - COUPE - SCHNITT - SECTION

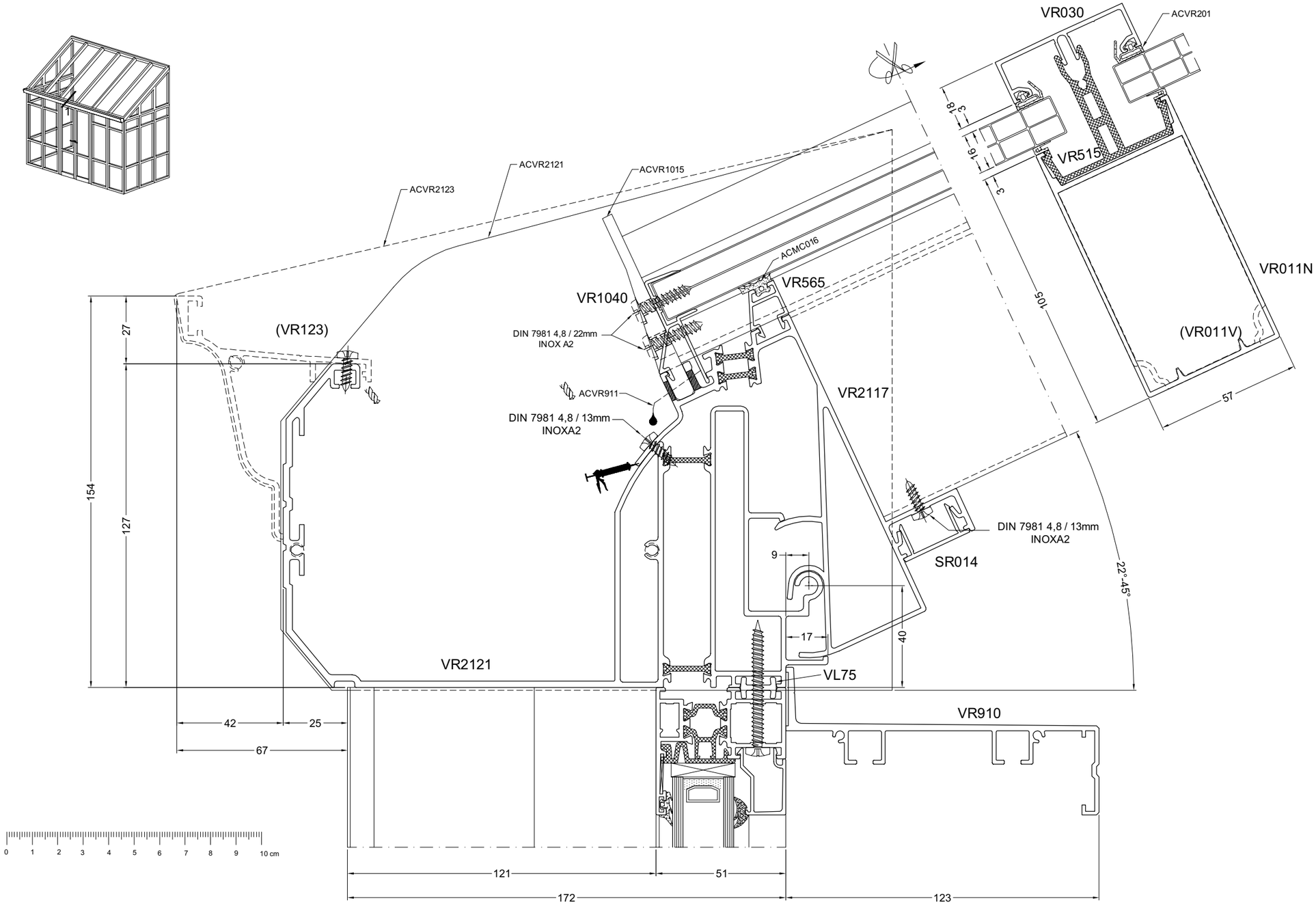

door1g

aliver2000+

smart® SYSTEMS

1H

22°-45°

DOORSNEDE - COUPE - SCHNITT - SECTION

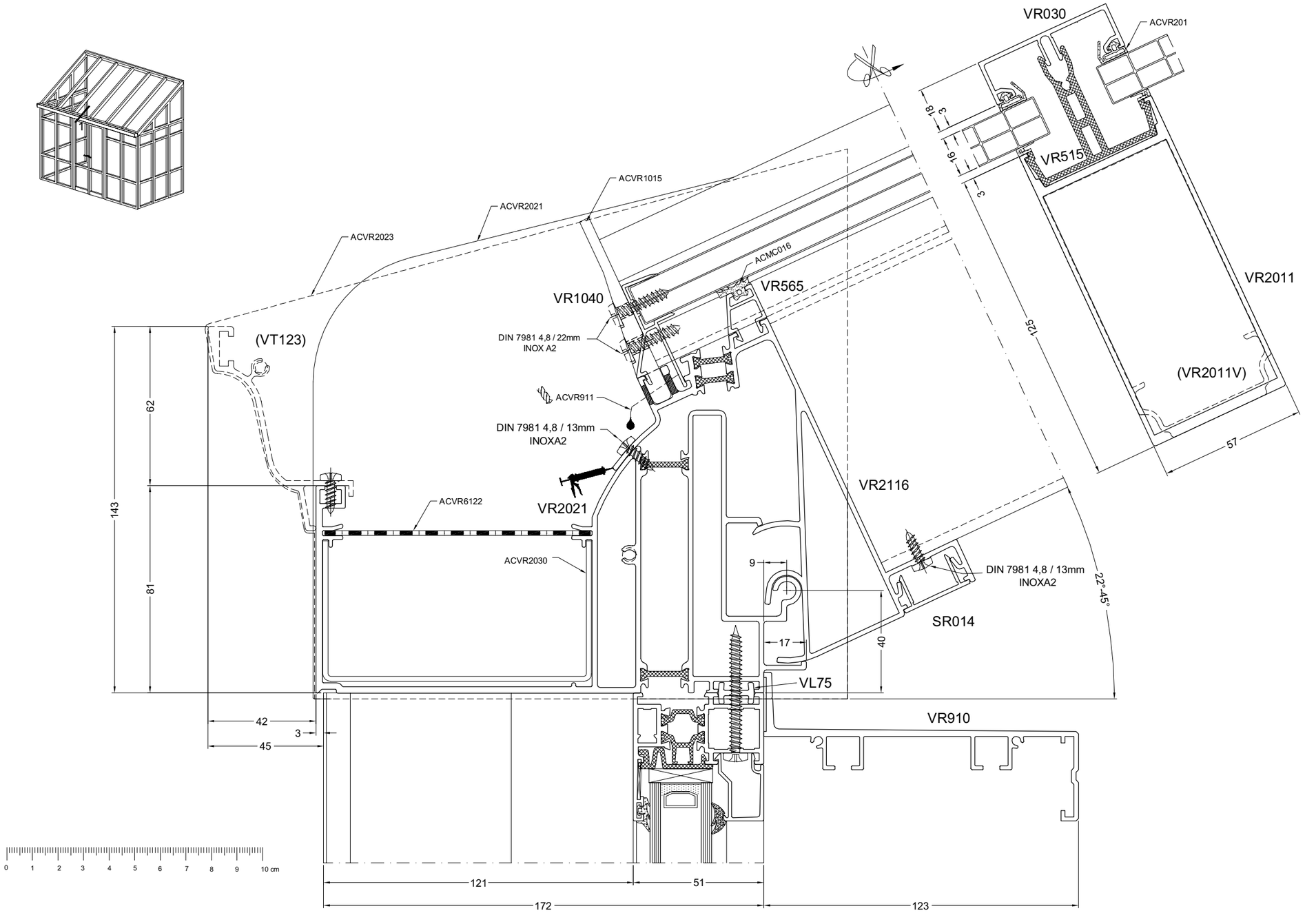

door1h

138 16/7/07

1I

5°-22°

DOORSNEDE - COUPE - SCHNITT - SECTION

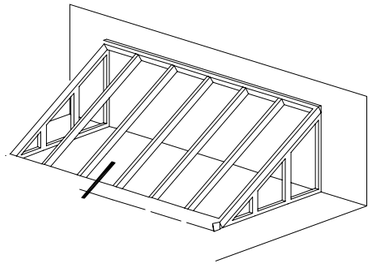

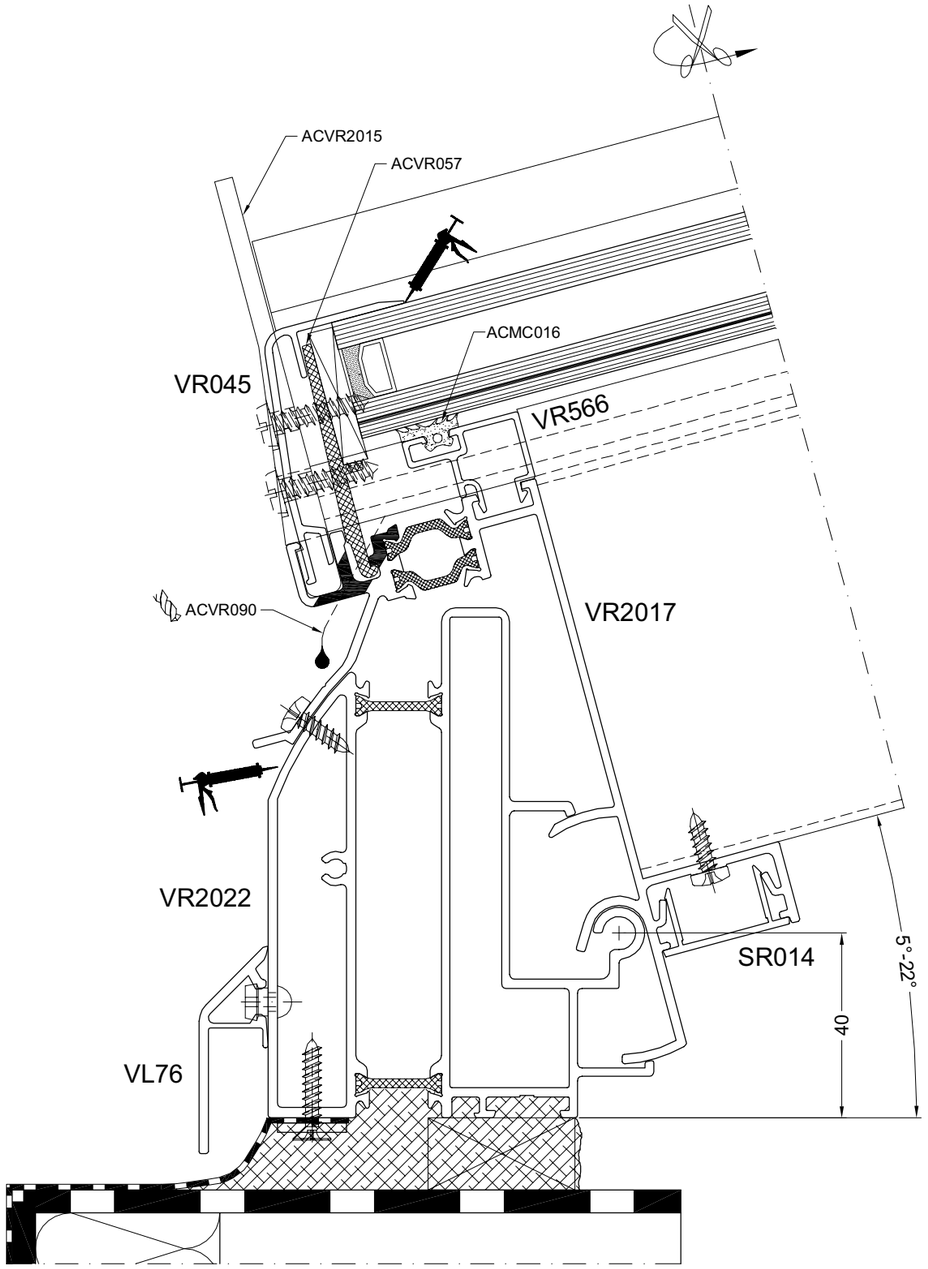

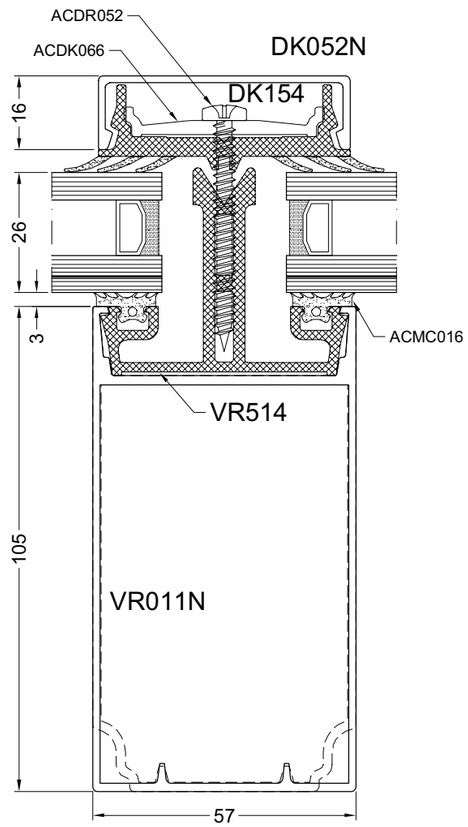

door1j

aliver2000+

smart® SYSTEMS

1J

22°-45°

DOORSNEDE - COUPE - SCHNITT - SECTION

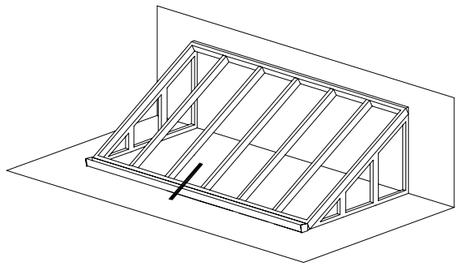

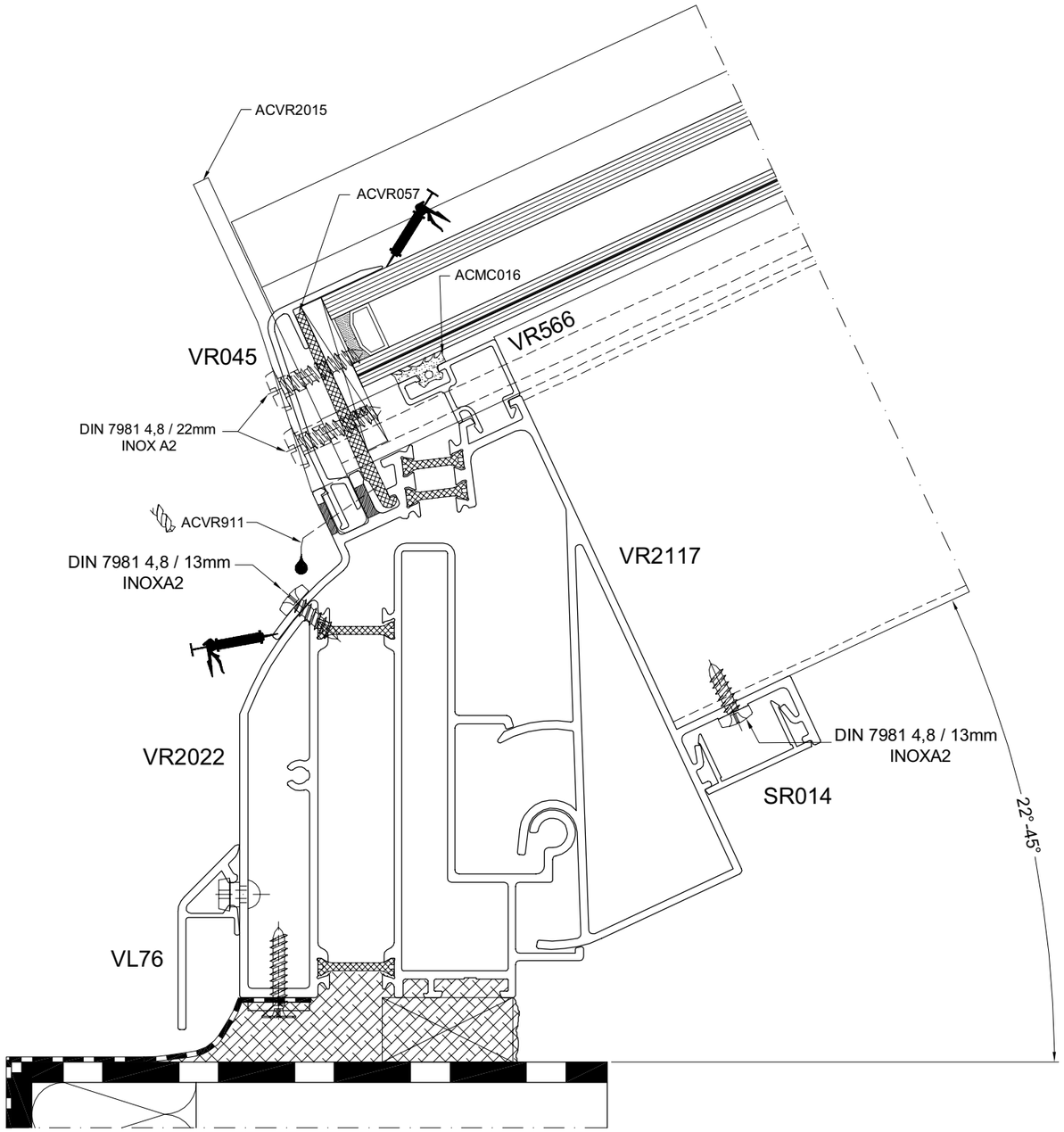

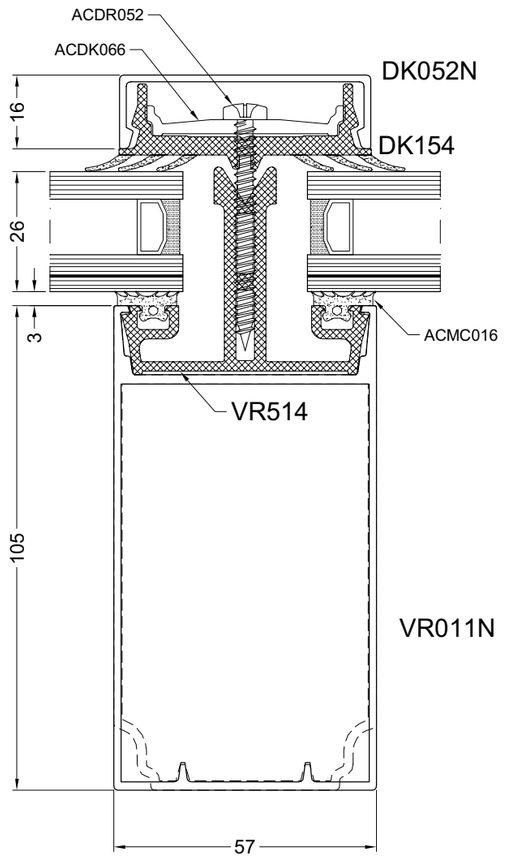

door1i

140 16/7/07

2A

5°-22°

DOORSNEDE - COUPE - SCHNITT - SECTION

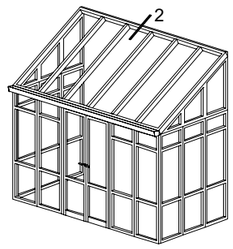

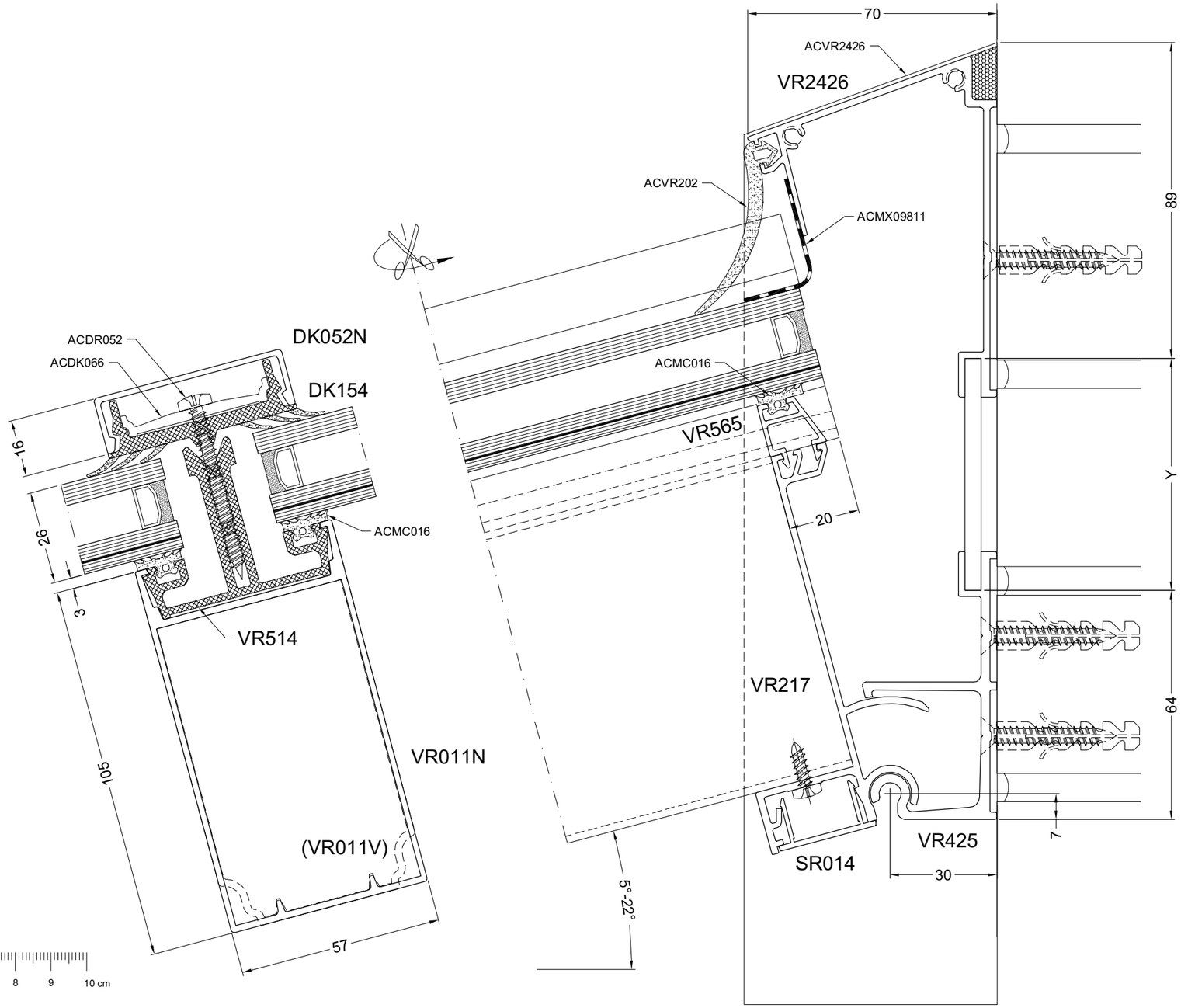

0 1 2 3 4 5 6 7 8 9 10 cm

DOOR2A

aliver2000+

smart® SYSTEMS

2B

5°-22°

DOORSNEDE - COUPE - SCHNITT - SECTION

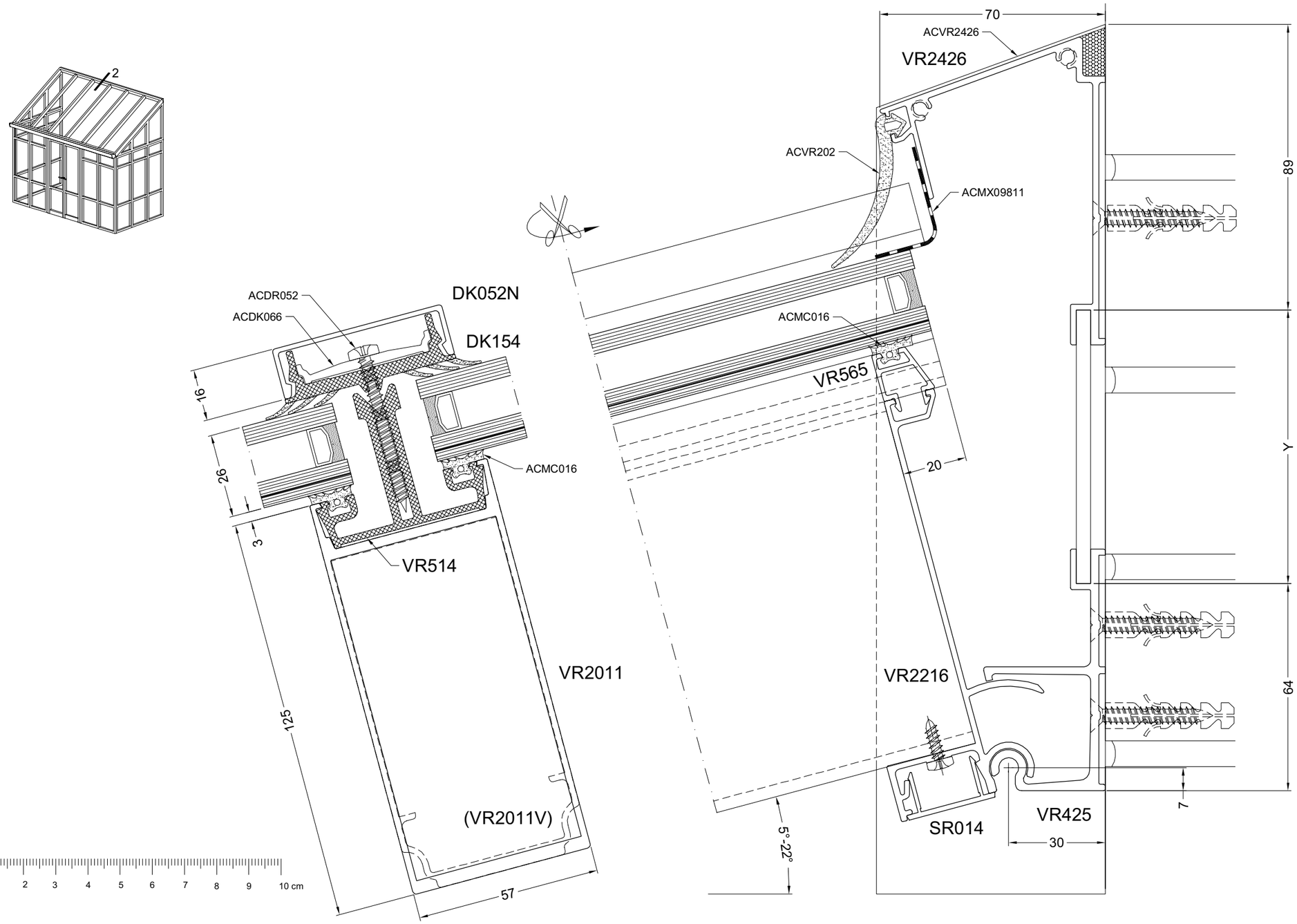

142 16/7/07

2C

22°-45°

DOORSNEDE - COUPE - SCHNITT - SECTION

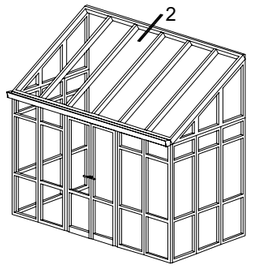

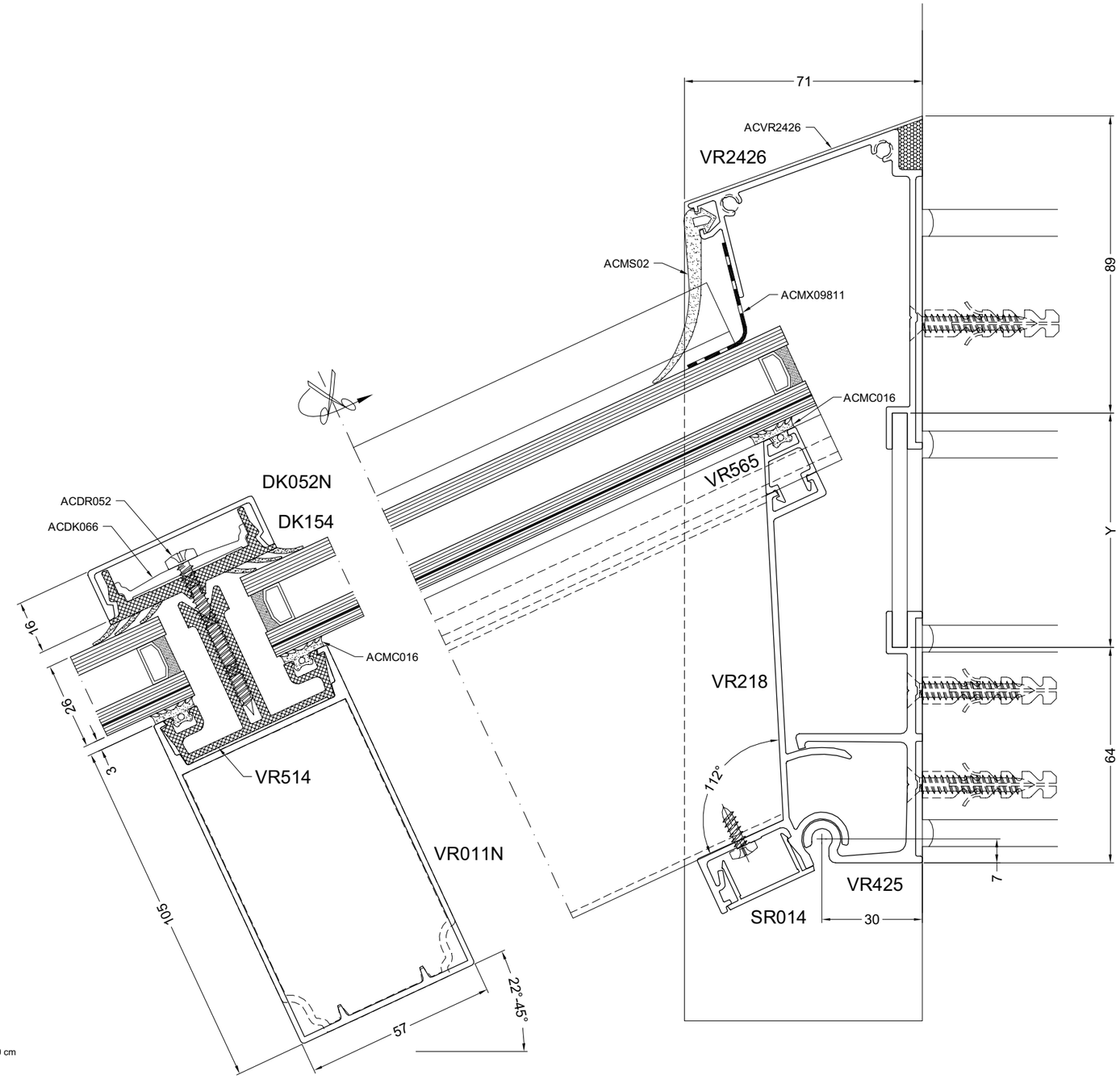

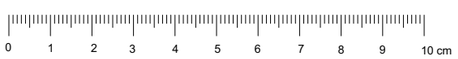

DOOR2E

aliver2000+

smart® SYSTEMS

2D

22°-45°

DOORSNEDE - COUPE - SCHNITT - SECTION

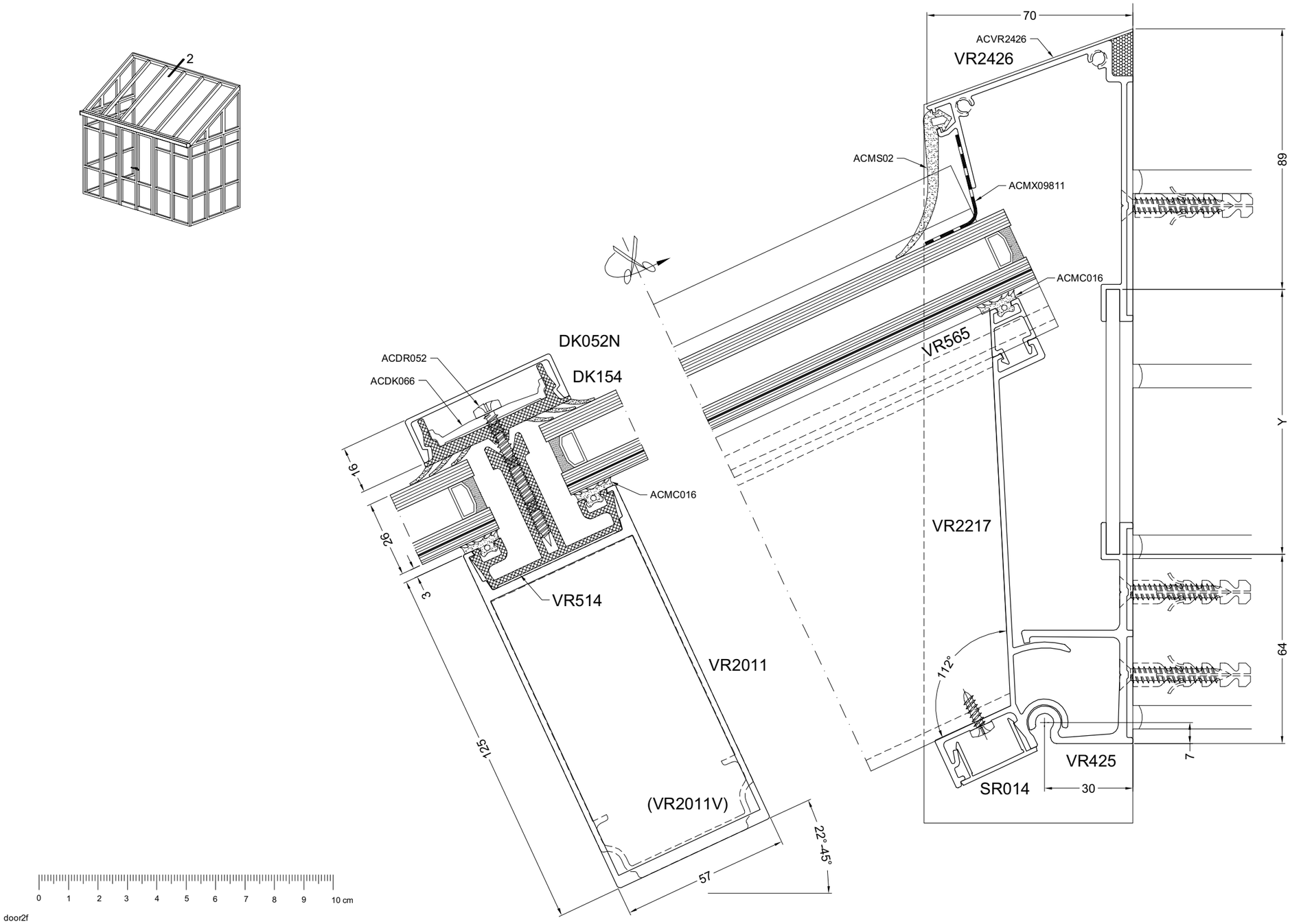

144 16/7/07

2E

5°-22°

DOORSNEDE - COUPE - SCHNITT - SECTION

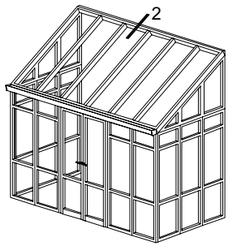

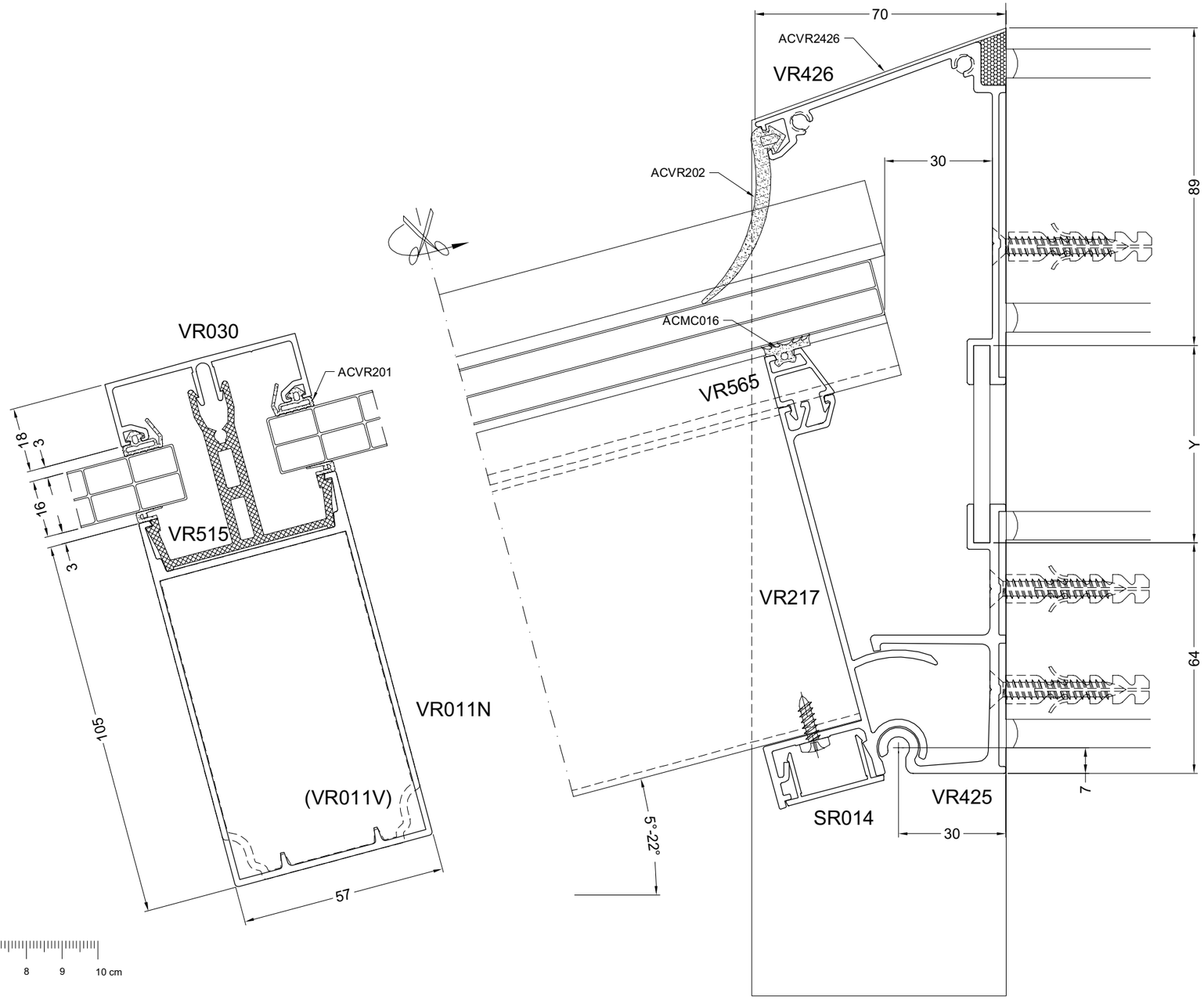

door2c

aliver2000+

smart® SYSTEMS

2F

5°-22°

DOORSNEDE - COUPE - SCHNITT - SECTION

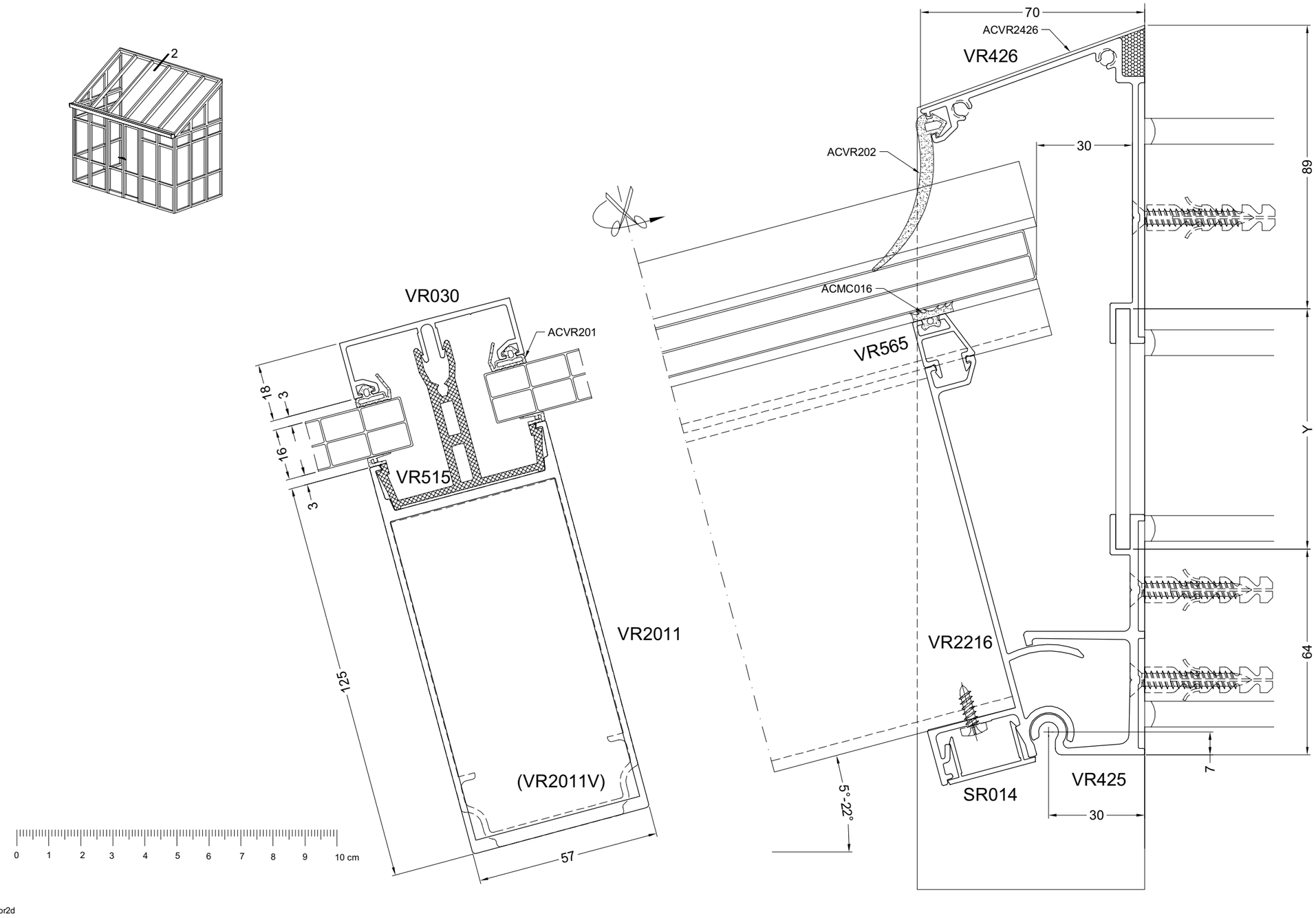

door2d

146 16/7/07

2G

22°-45°

DOORSNEDE - COUPE - SCHNITT - SECTION

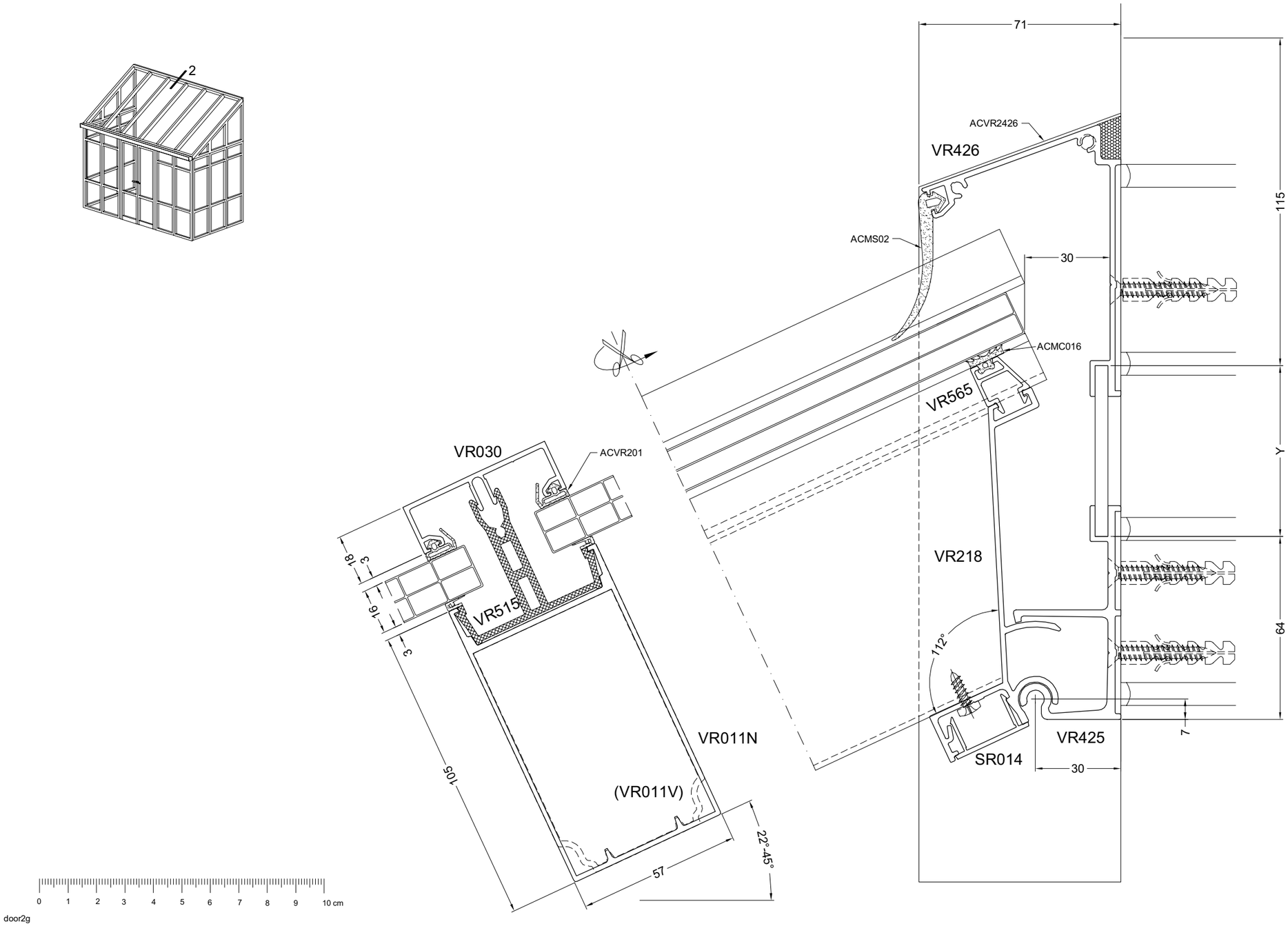

aliver2000+

smart® SYSTEMS

2H

22°-45°

DOORSNEDE - COUPE - SCHNITT - SECTION

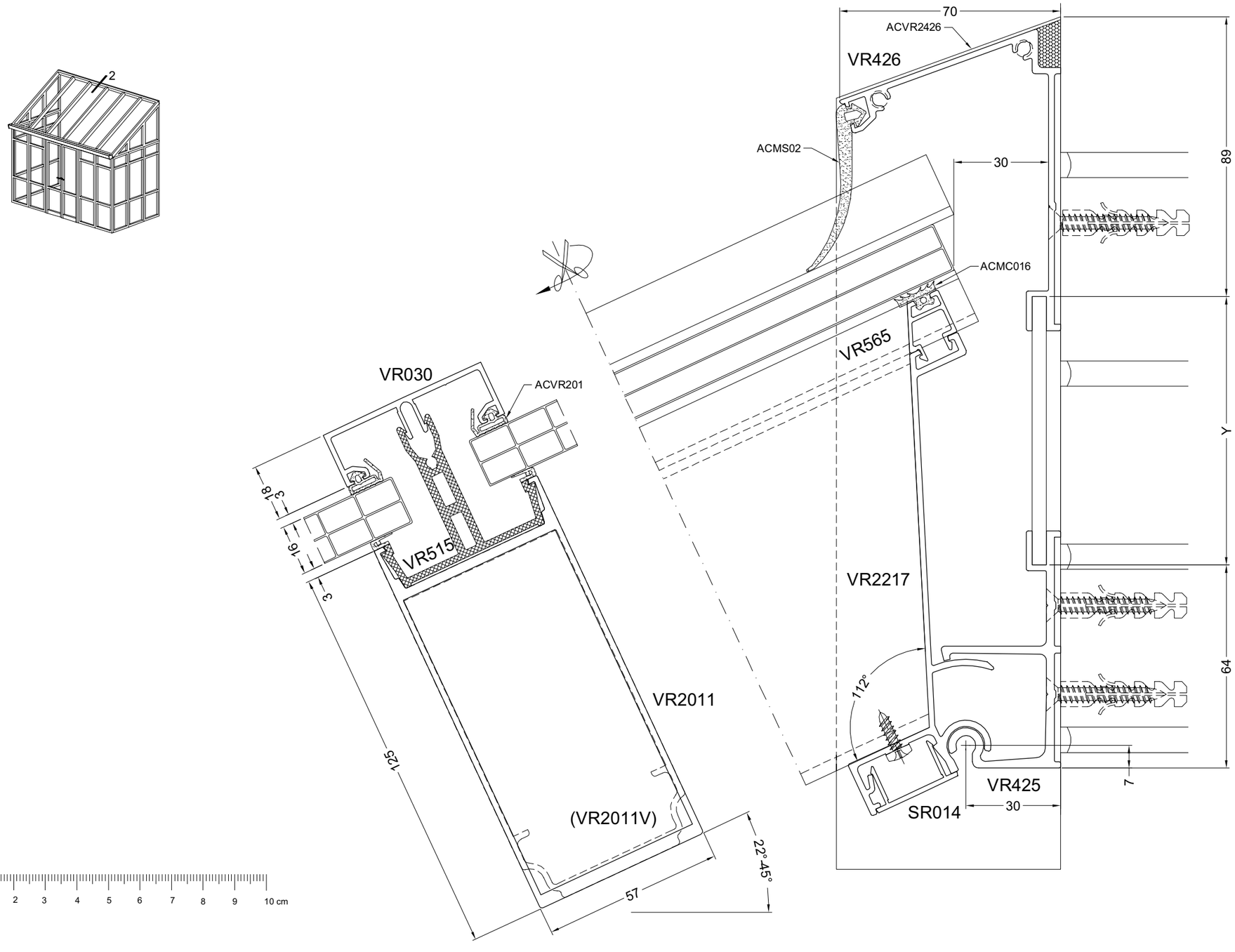

148 16/7/07

3A

DOORSNEDE - COUPE - SCHNITT - SECTION

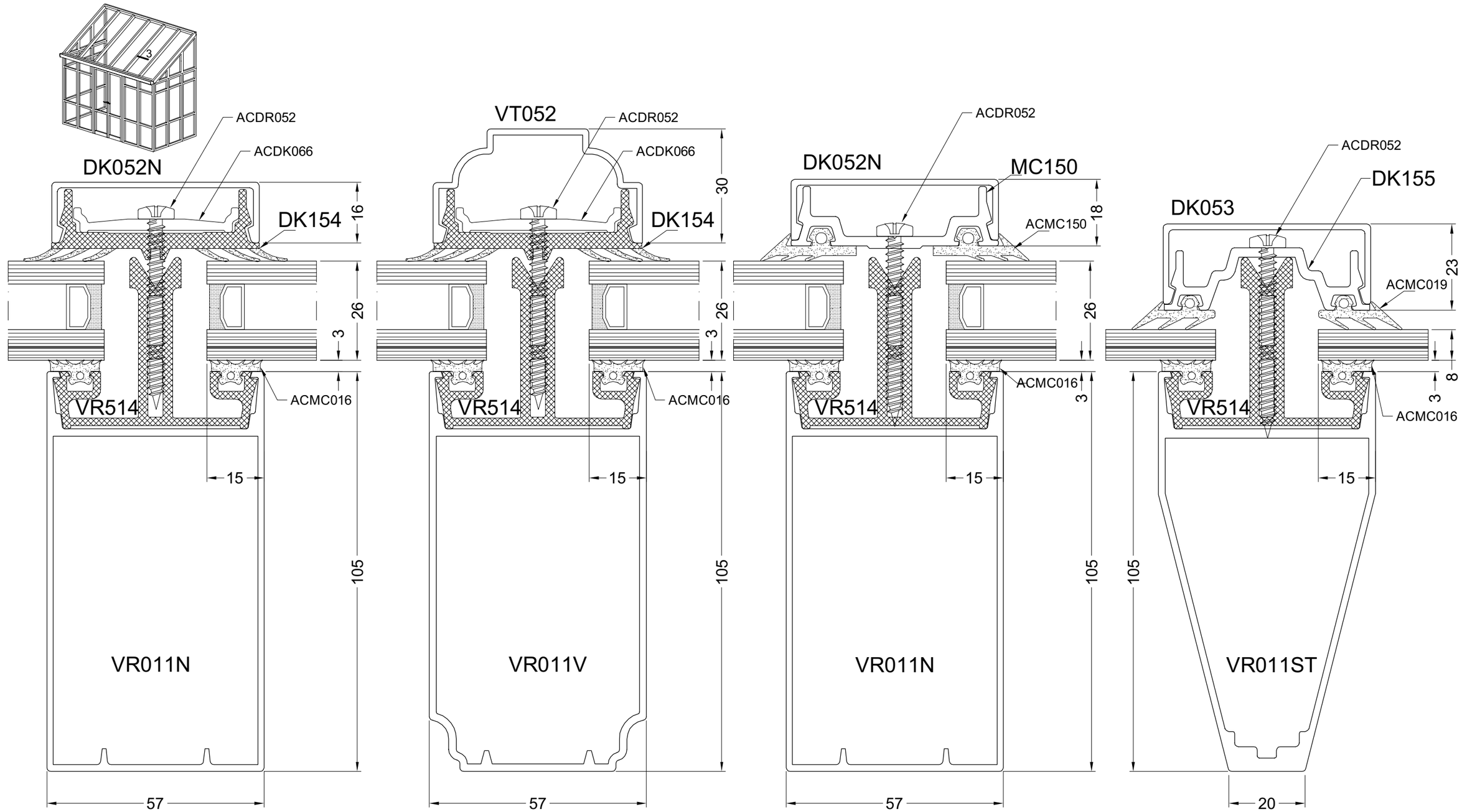

DOOR3A

aliver2000+

smart SYSTEMS

3B

DOORSNEDE - COUPE - SCHNITT - SECTION

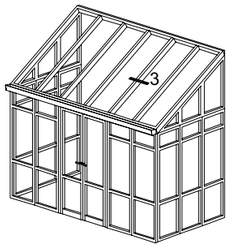

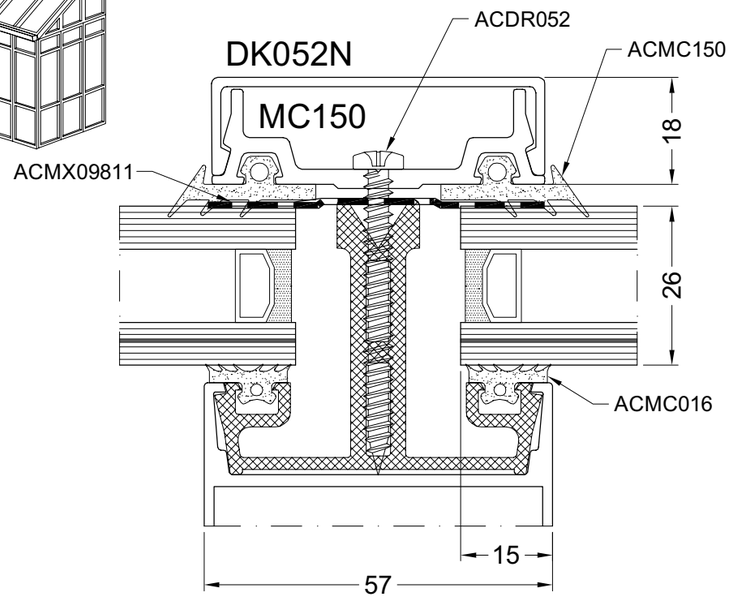

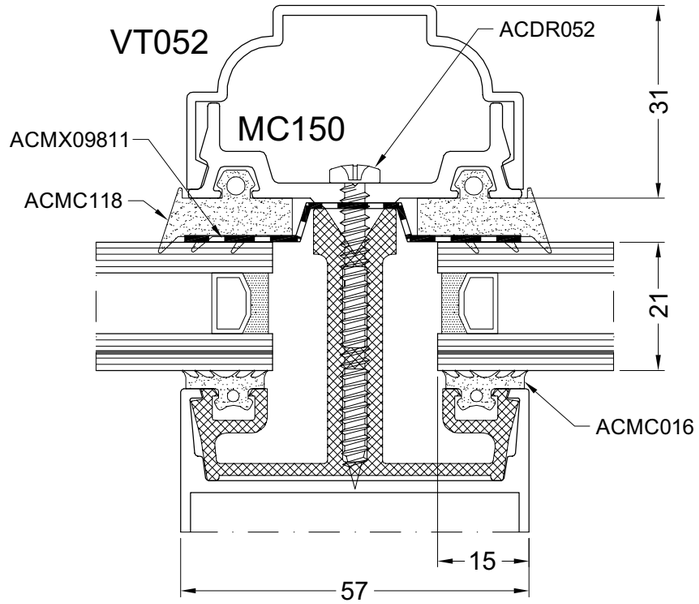

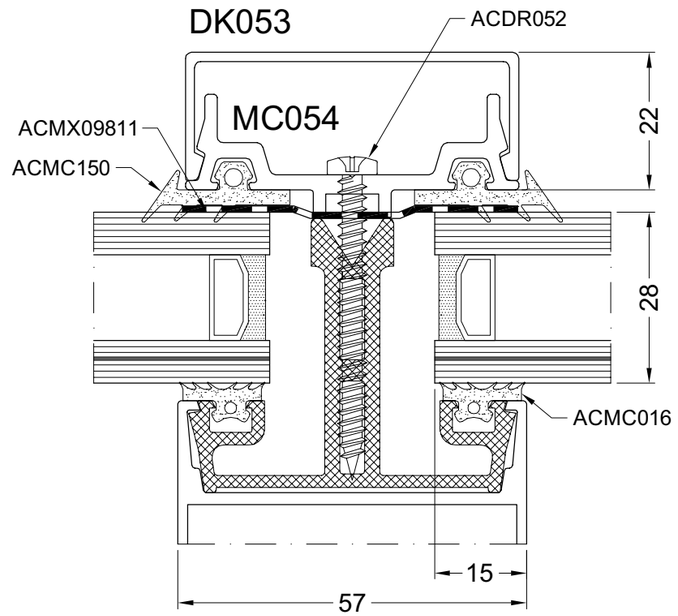

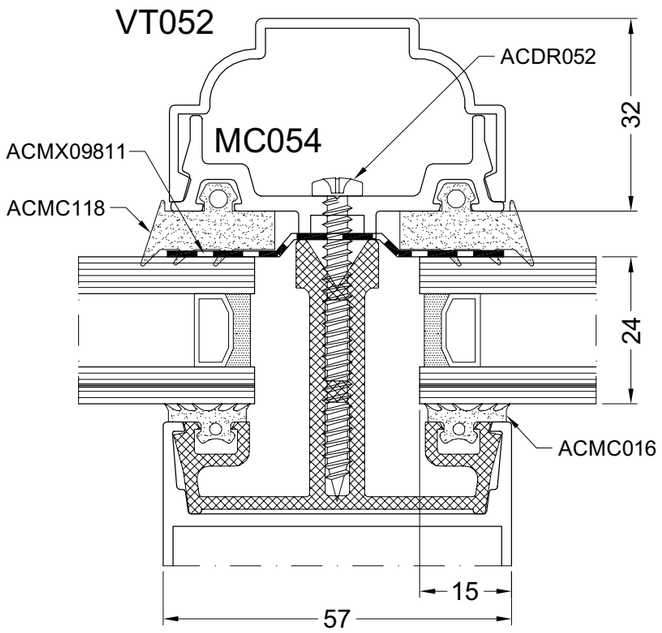

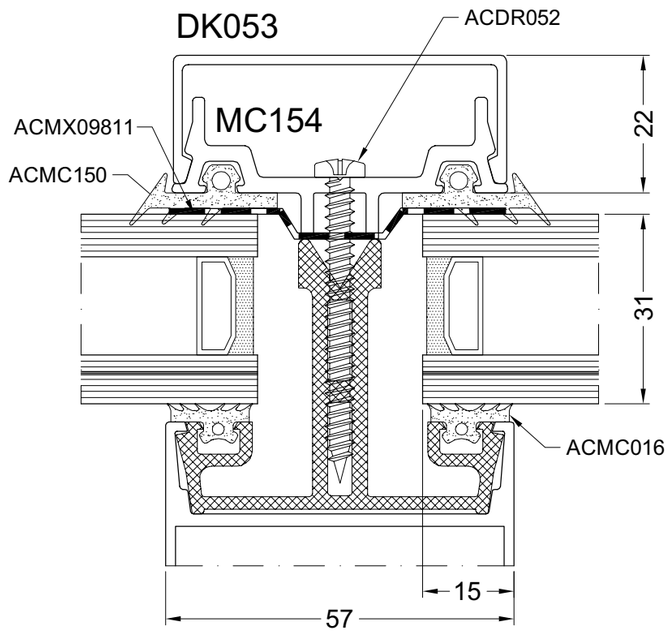

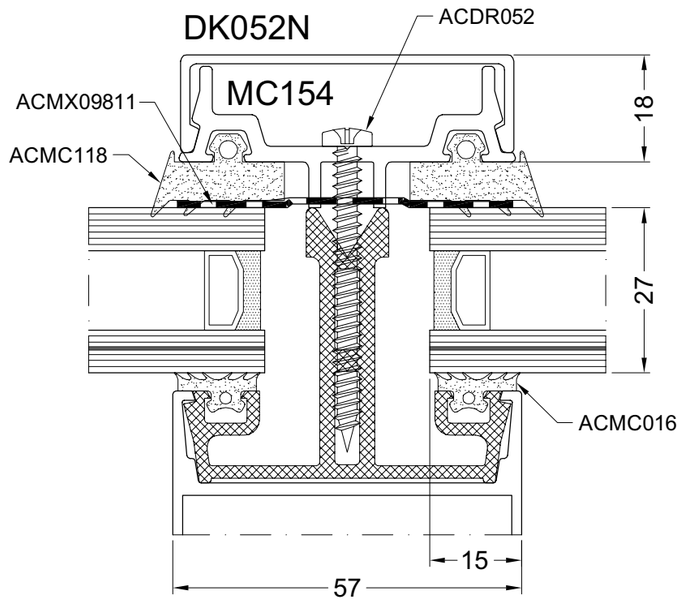

door3d

150 16/7/07

3C

DOORSNEDE - COUPE - SCHNITT - SECTION

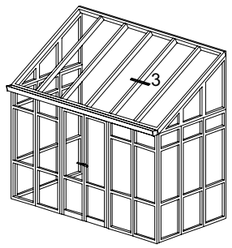

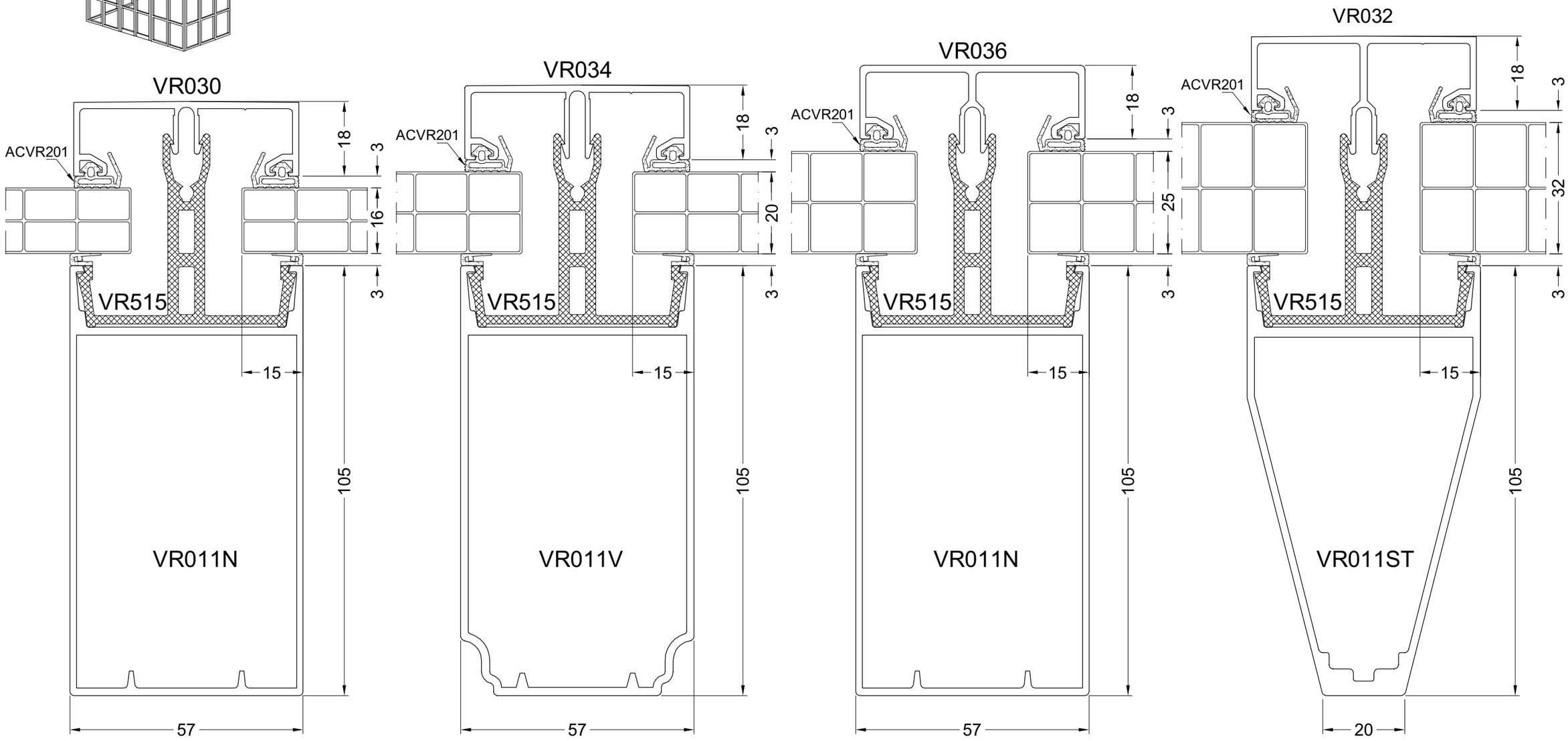

door3b

aliver2000+

smart® SYSTEMS

3D

DOORSNEDE - COUPE - SCHNITT - SECTION

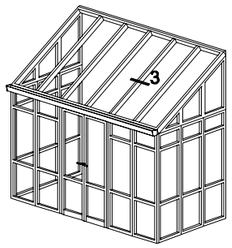

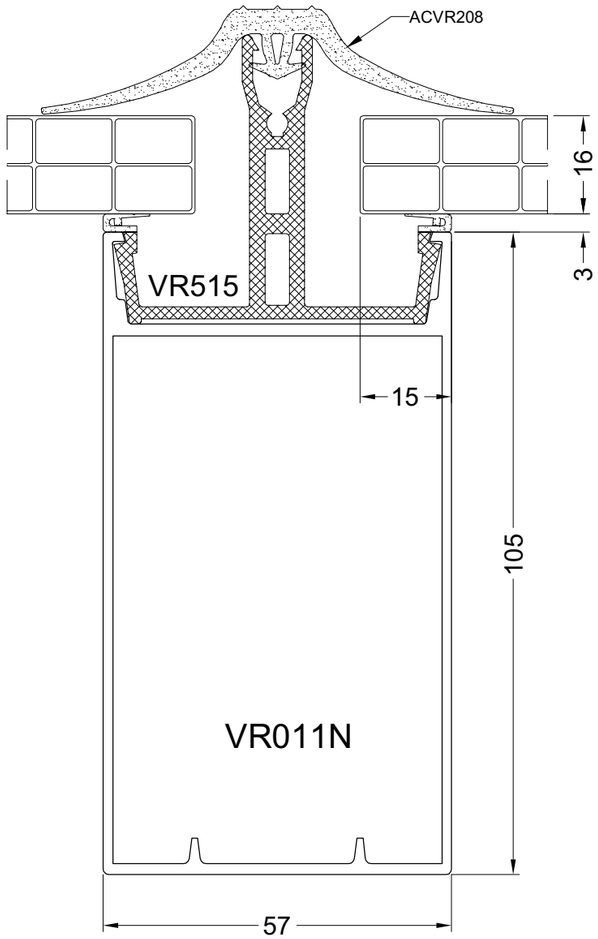

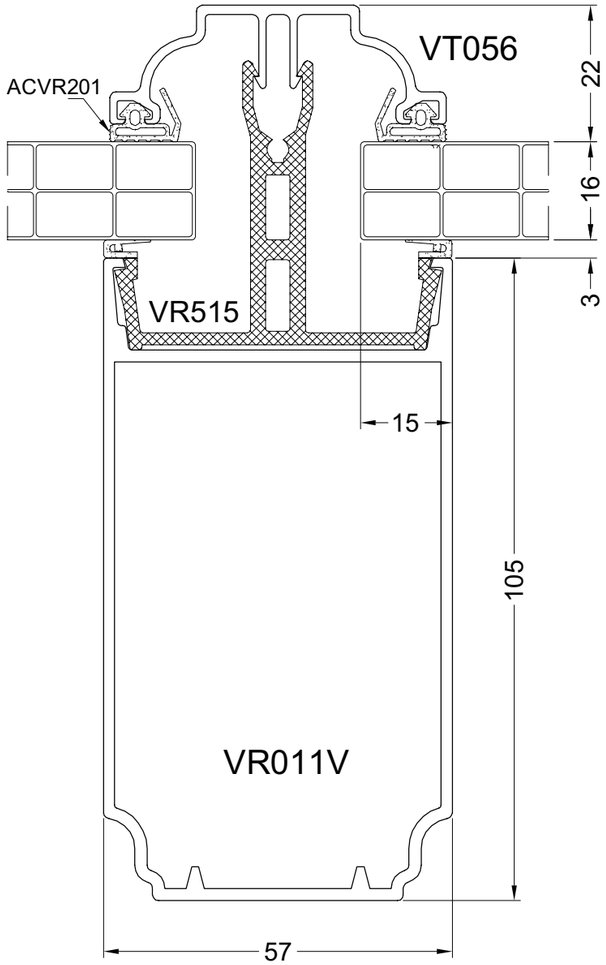

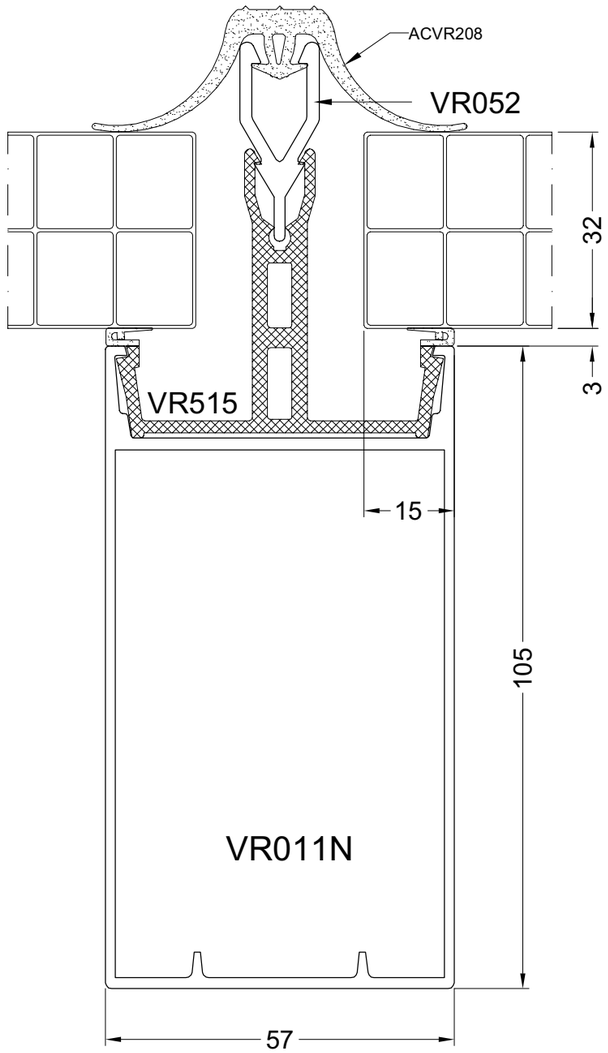

DOOR3C

152 16/7/07

4A

DOORSNEDE - COUPE - SCHNITT - SECTION

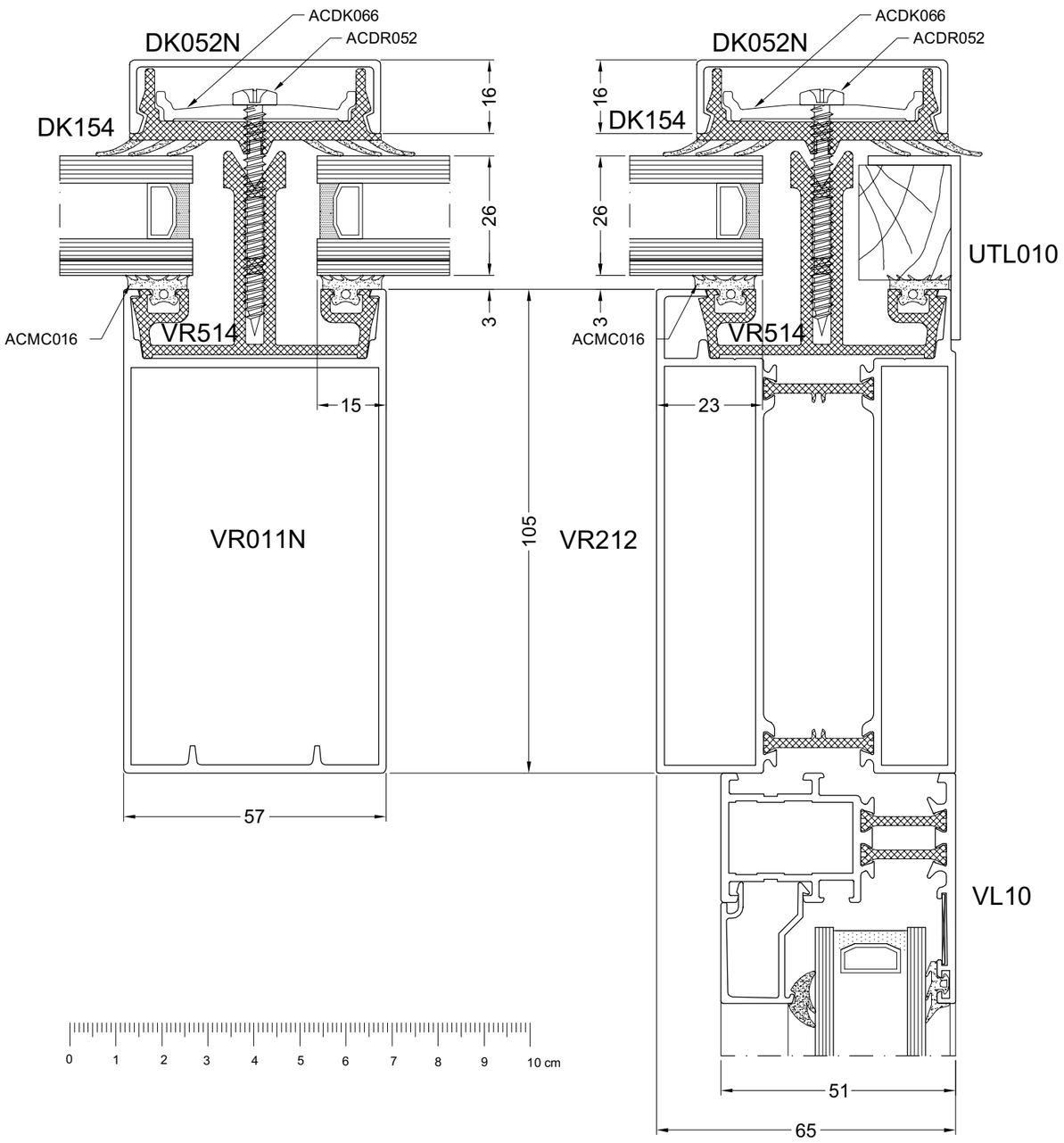

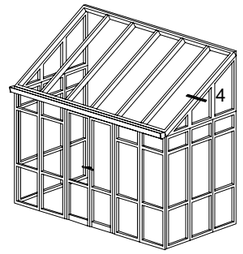

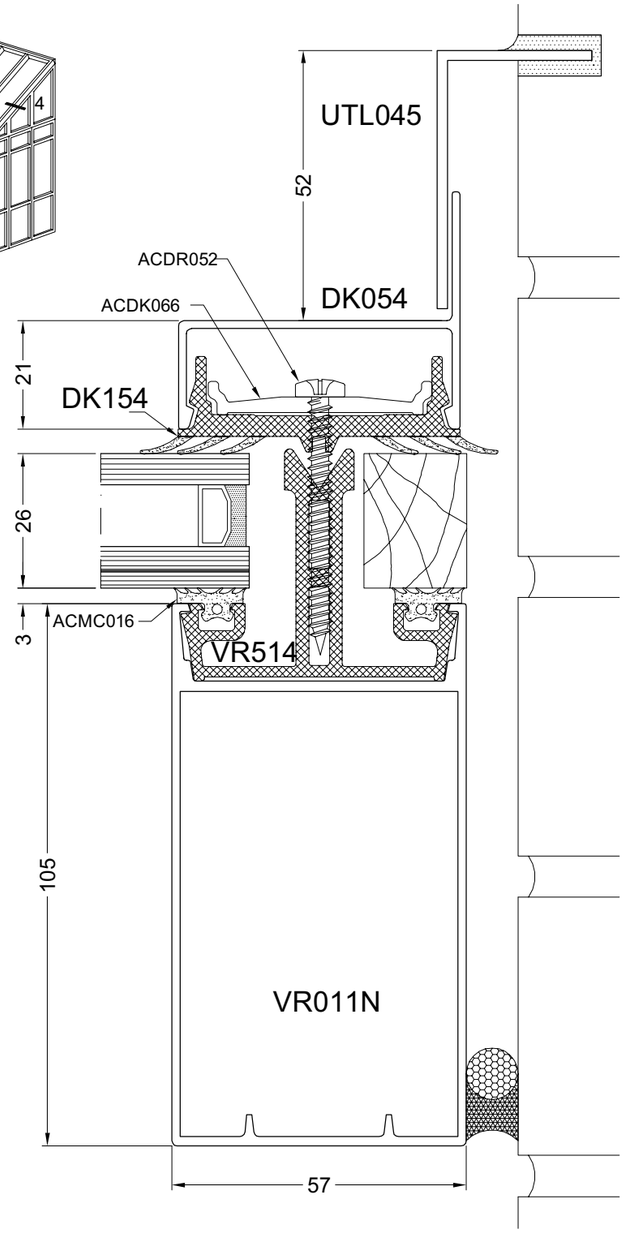

DOOR4a

aliver2000+

smart® SYSTEMS

4B

DOORSNEDE - COUPE - SCHNITT - SECTION

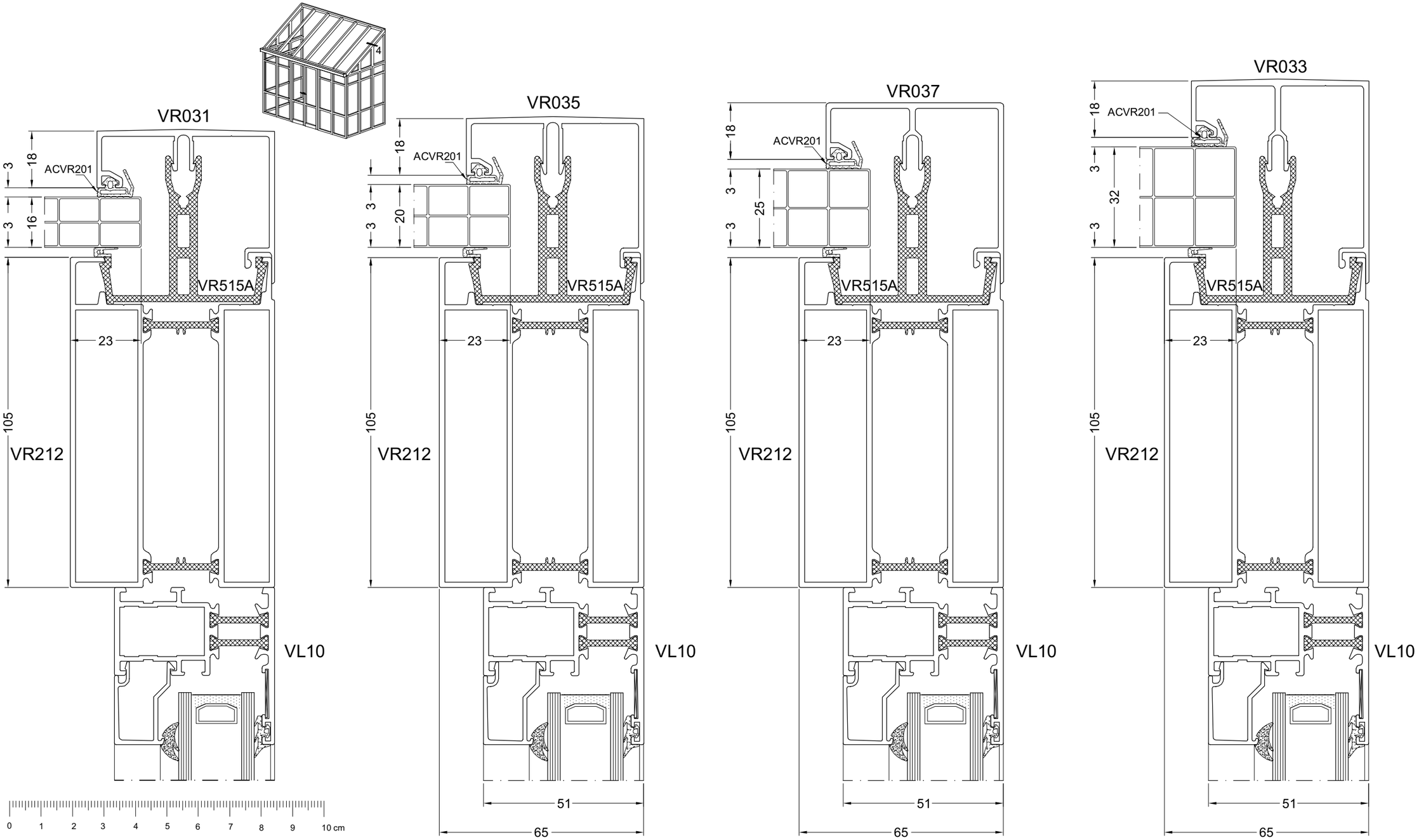

door4b

154 16/7/07

4C

DOORSNEDE - COUPE - SCHNITT - SECTION

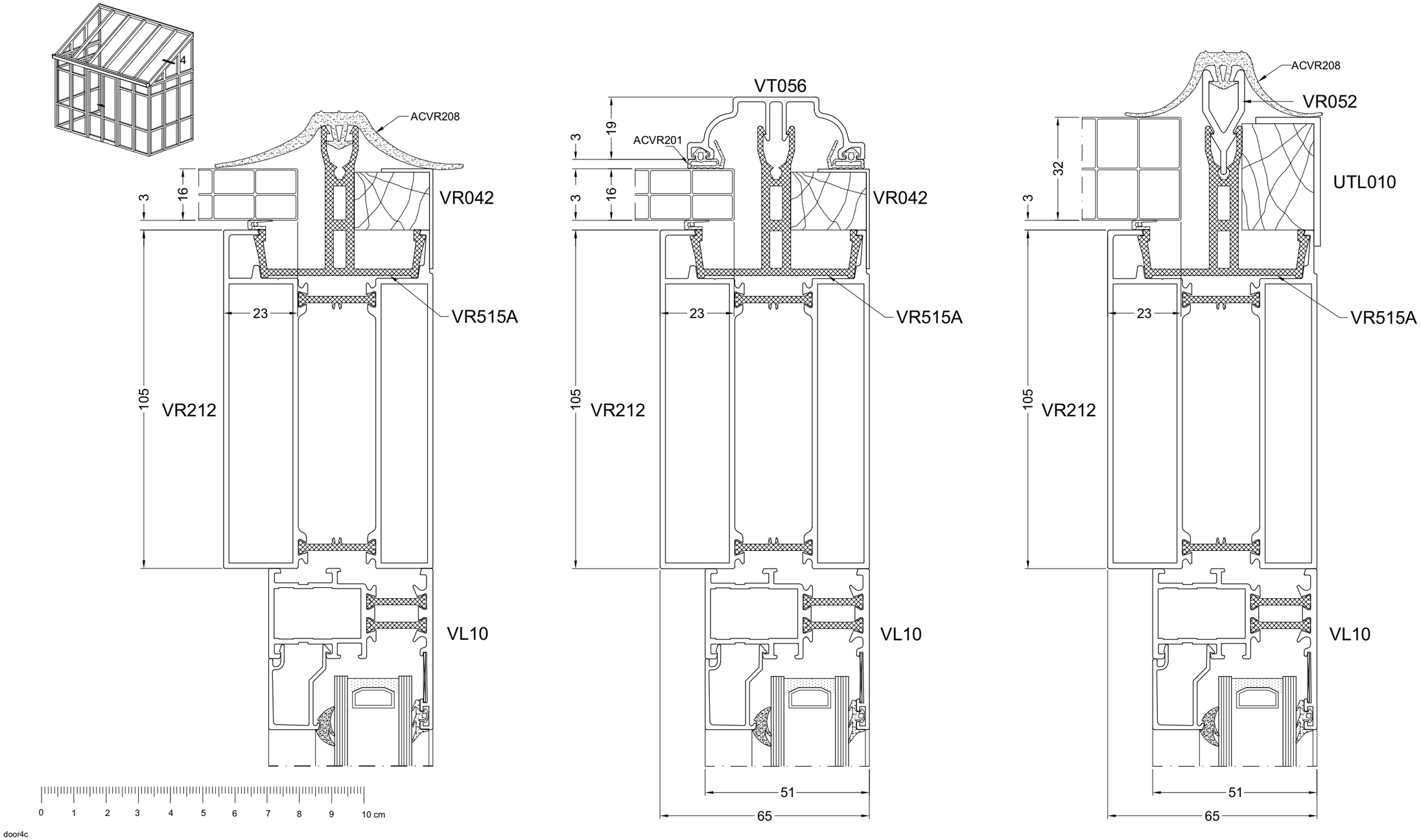

aliver2000+

smart® SYSTEMS

4D

DOORSNEDE - COUPE - SCHNITT - SECTION

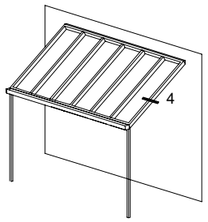

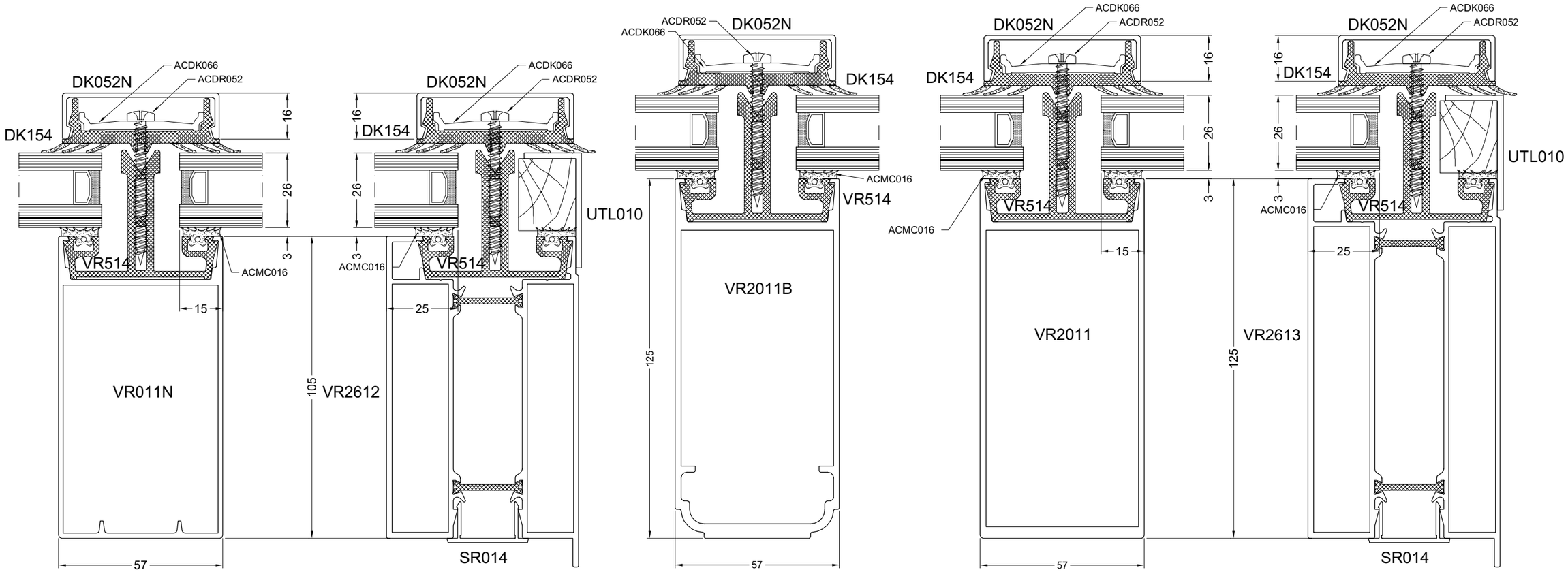

DOOR4d

156 16/7/07

5A

DOORSNEDE - COUPE - SCHNITT - SECTION

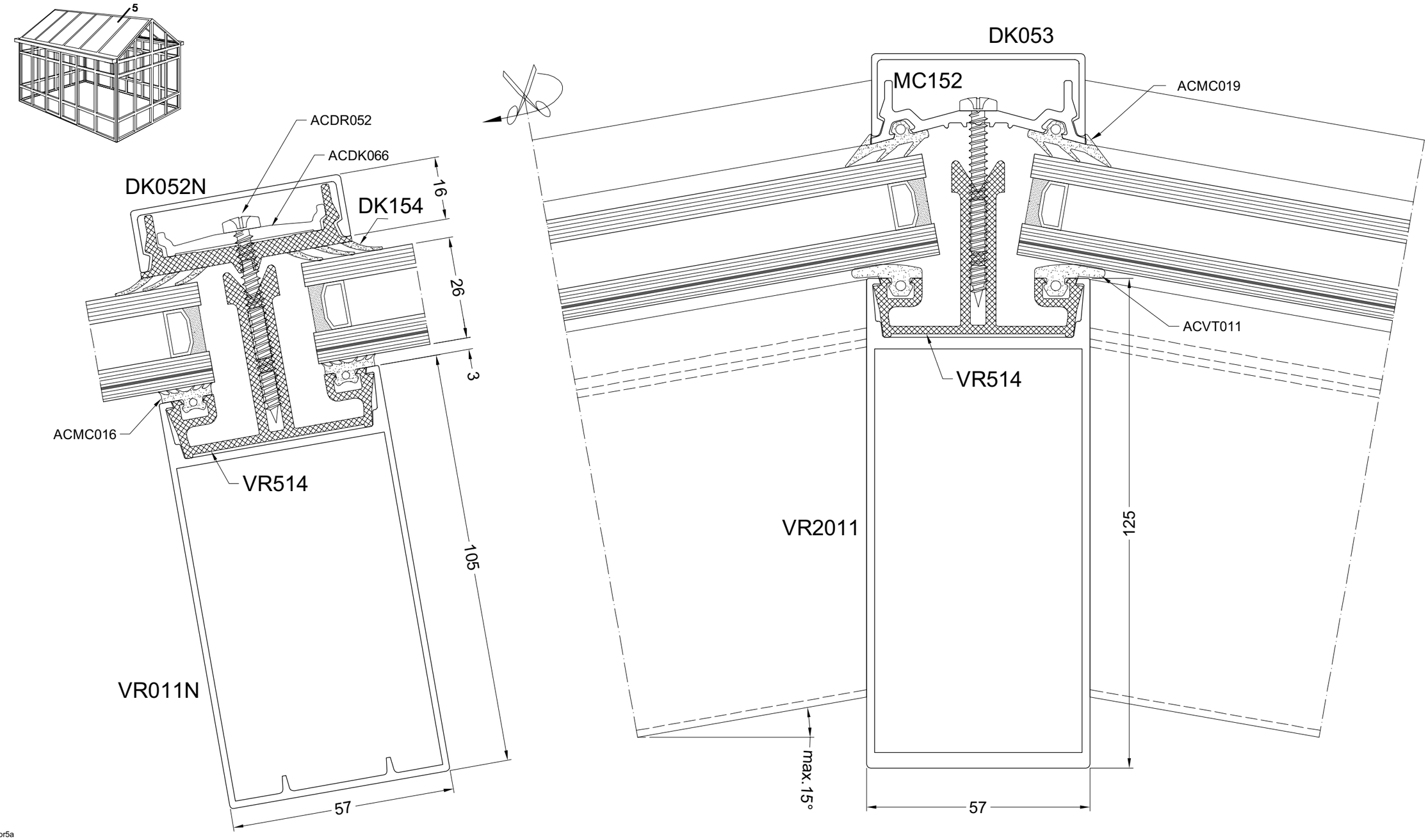

door5a

aliver2000+

smart® SYSTEMS

5B

DOORSNEDE - COUPE - SCHNITT - SECTION

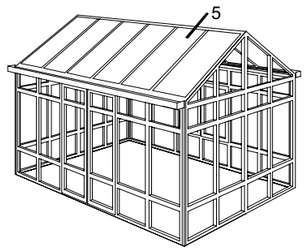

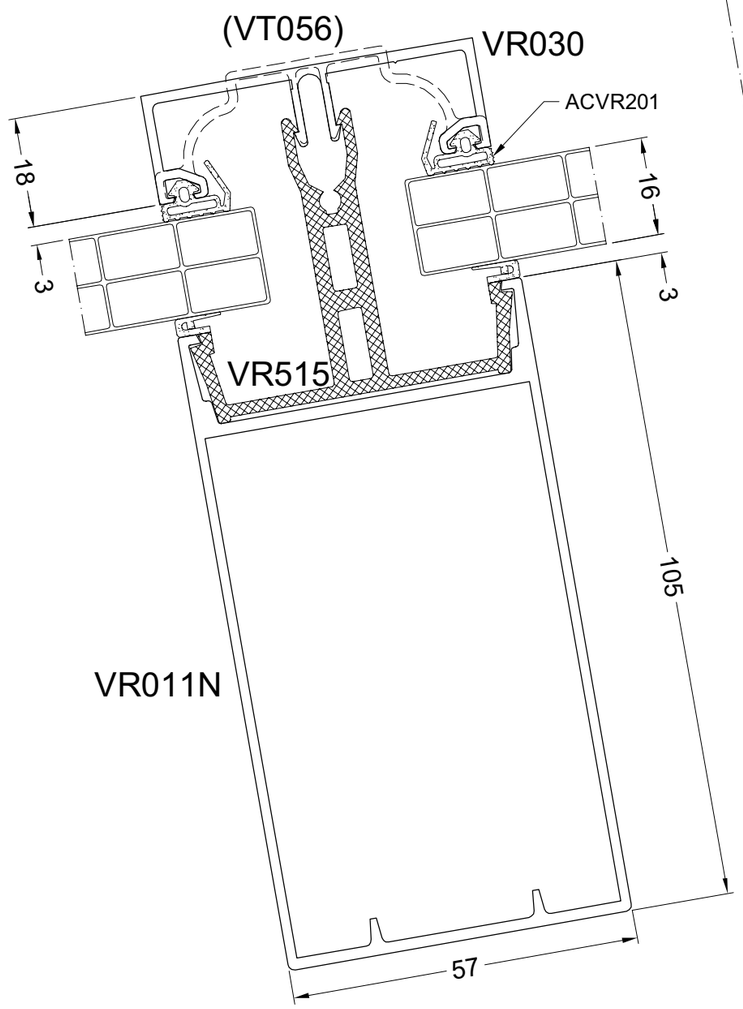

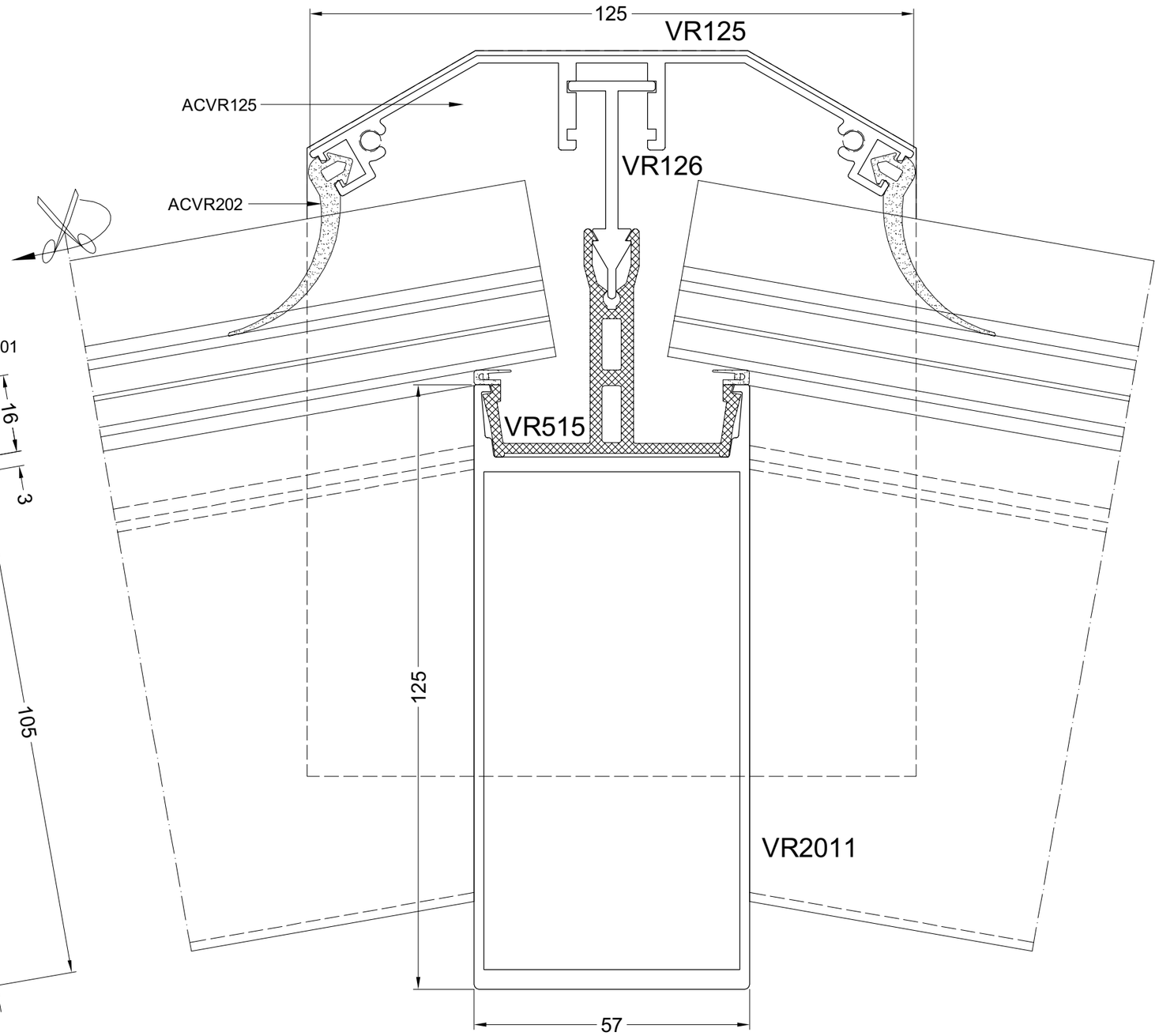

door5b

158 16/7/07

5C

DOORSNEDE - COUPE - SCHNITT - SECTION

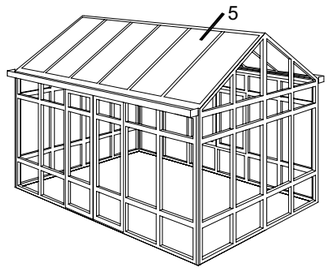

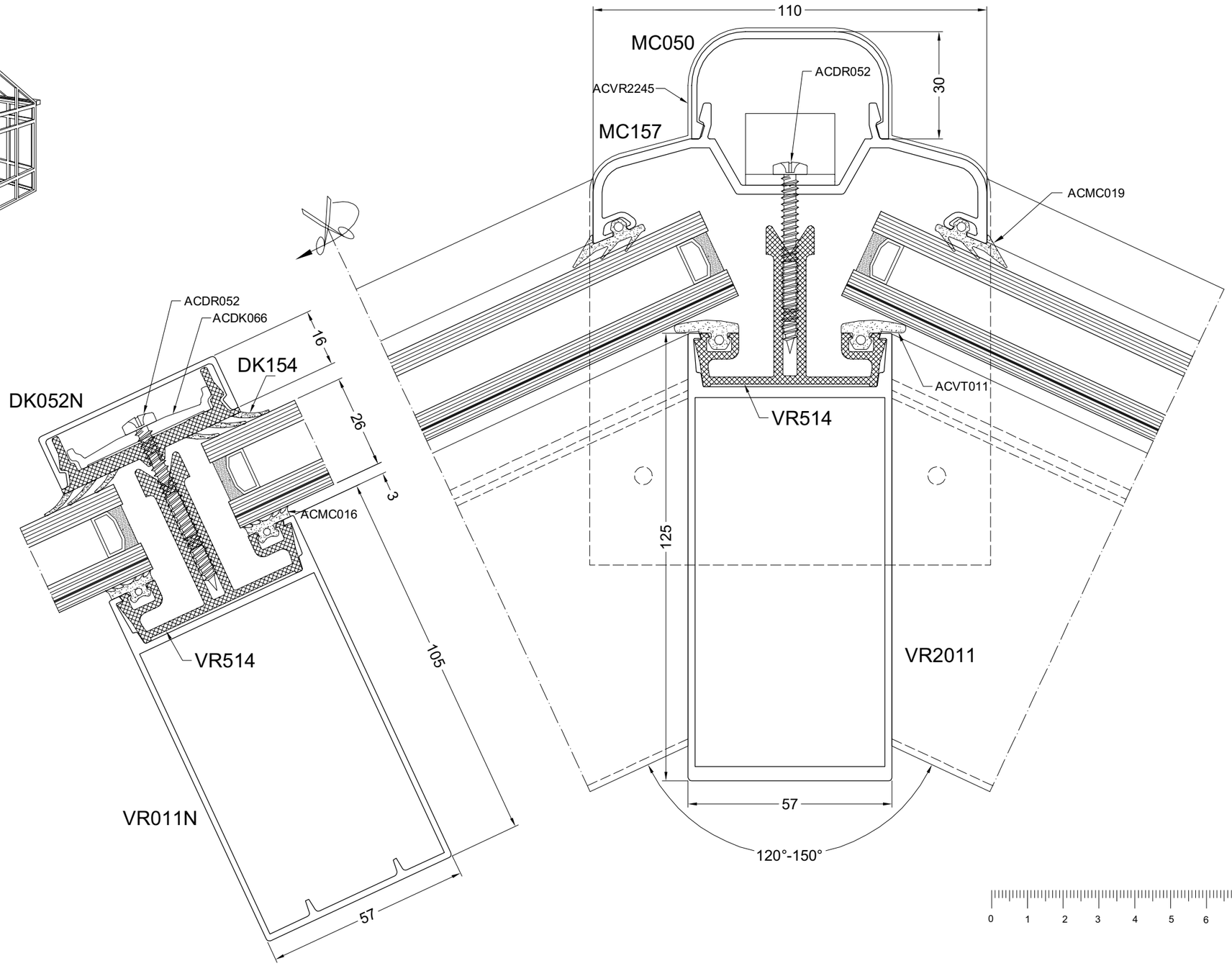

door5c

aliver2000+

smart® SYSTEMS

5D

DOORSNEDE - COUPE - SCHNITT - SECTION

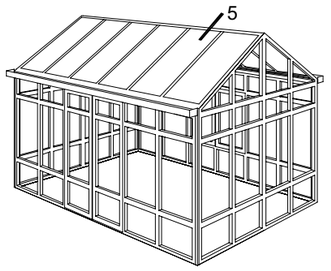

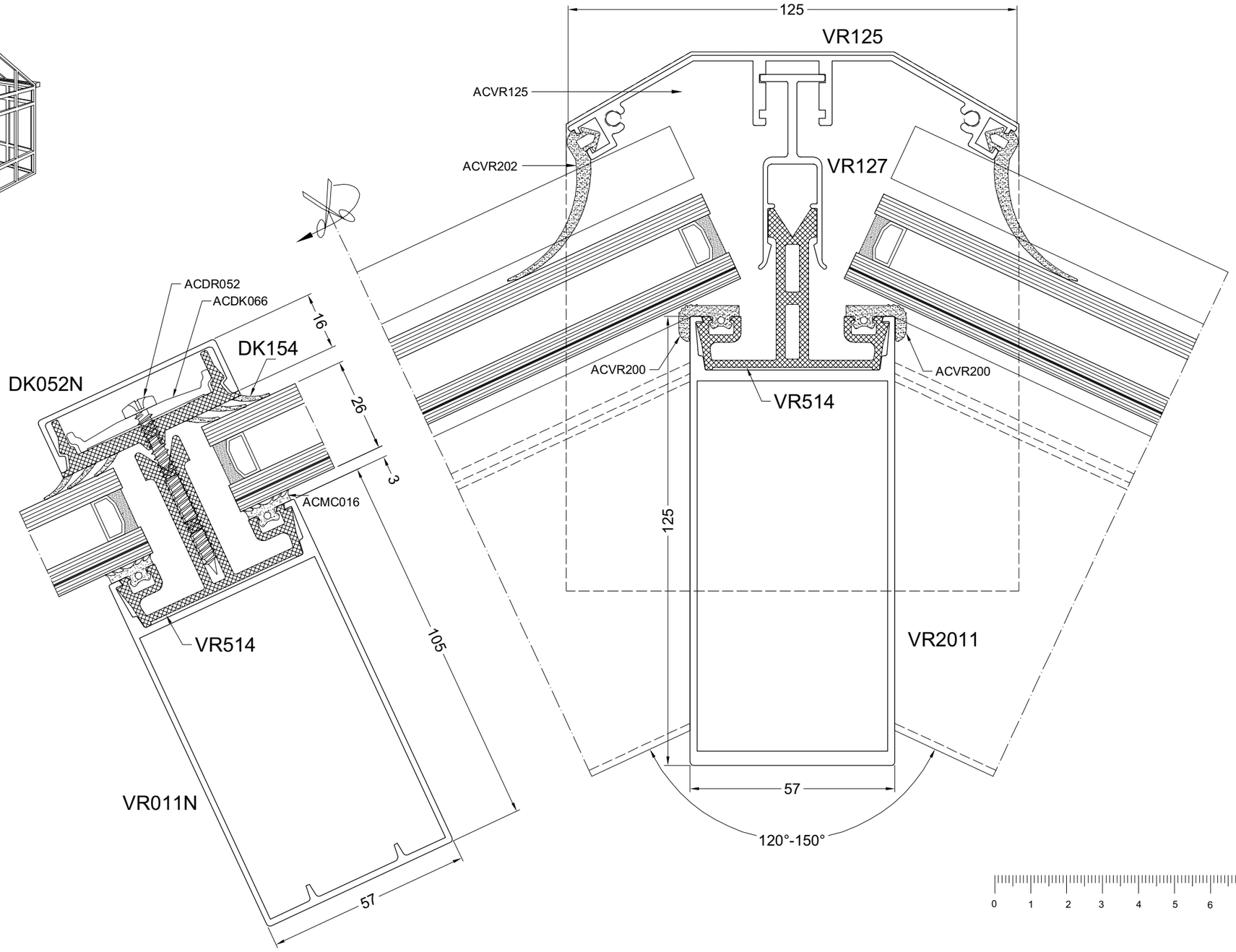

door5d

160 16/7/07

5E

DOORSNEDE - COUPE - SCHNITT - SECTION

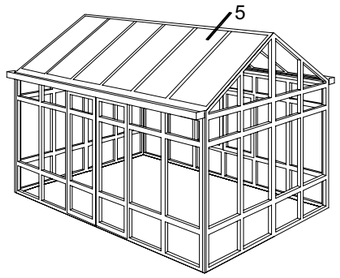

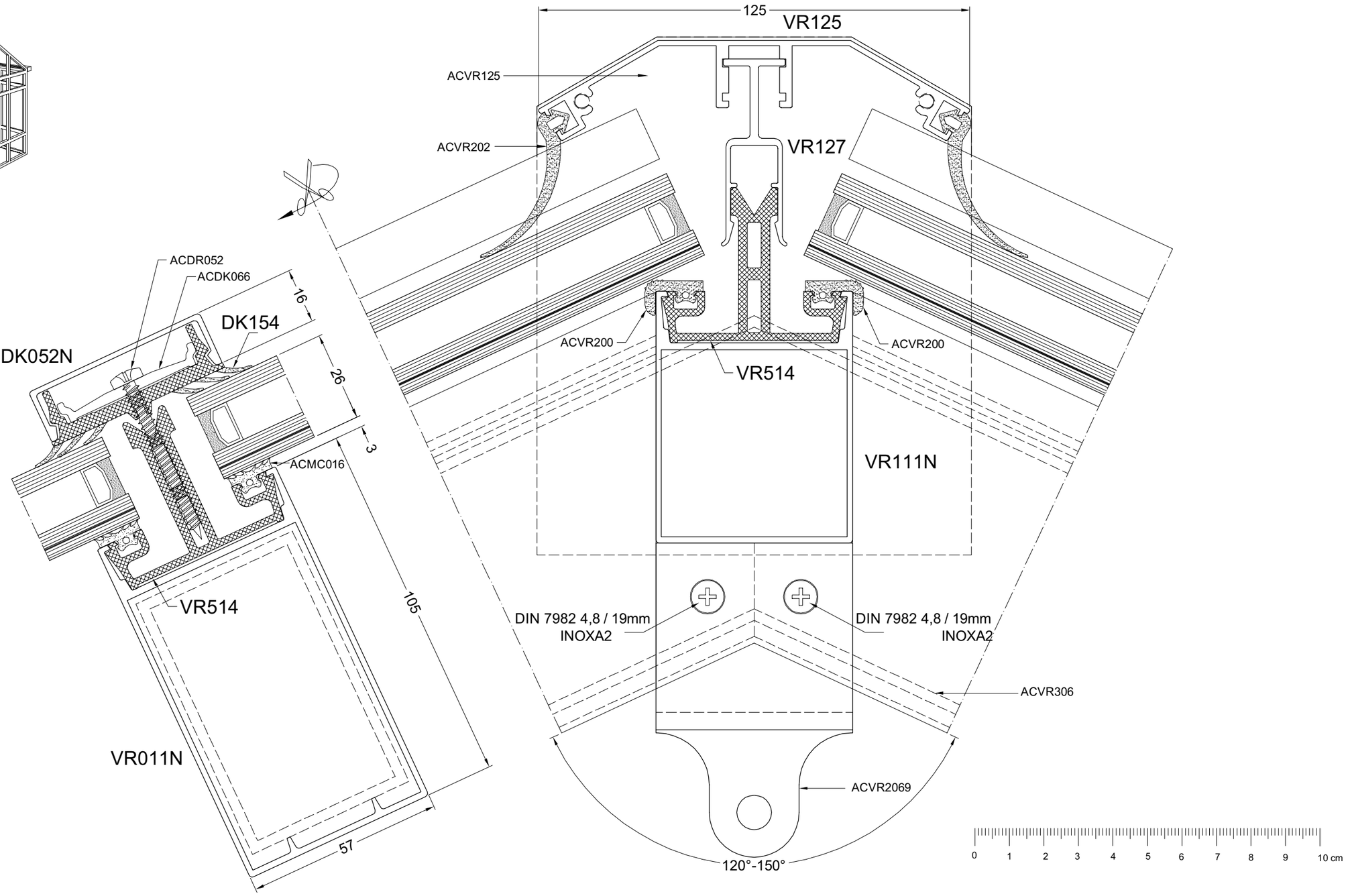

door5e

aliver2000+

smart® SYSTEMS

5F

DOORSNEDE - COUPE - SCHNITT - SECTION

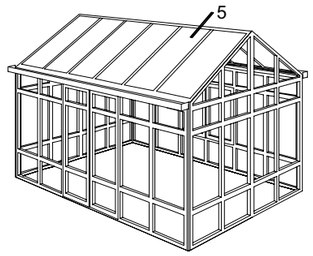

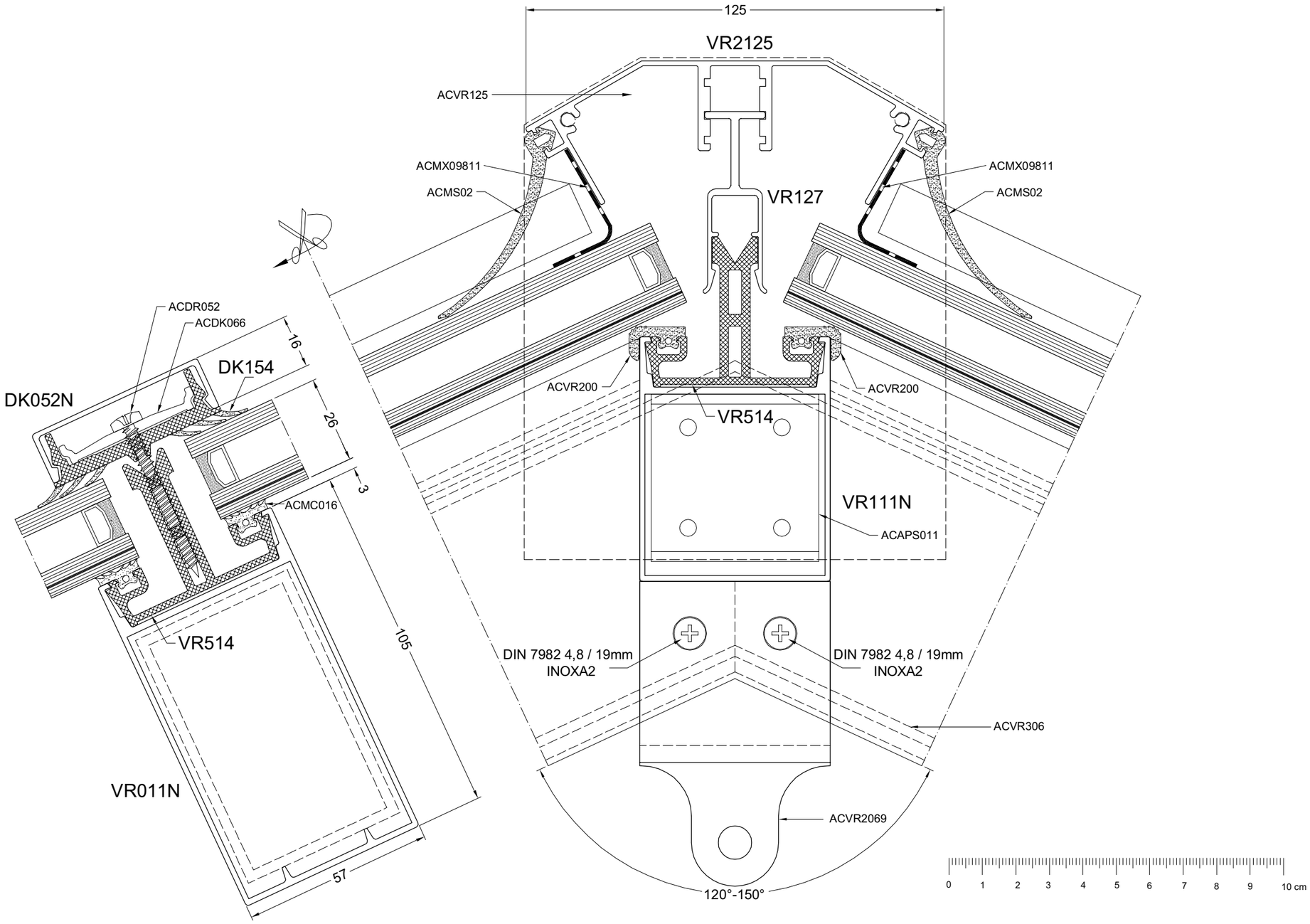

door5F

162 16/7/07

6A

DOORSNEDE - COUPE - SCHNITT - SECTION

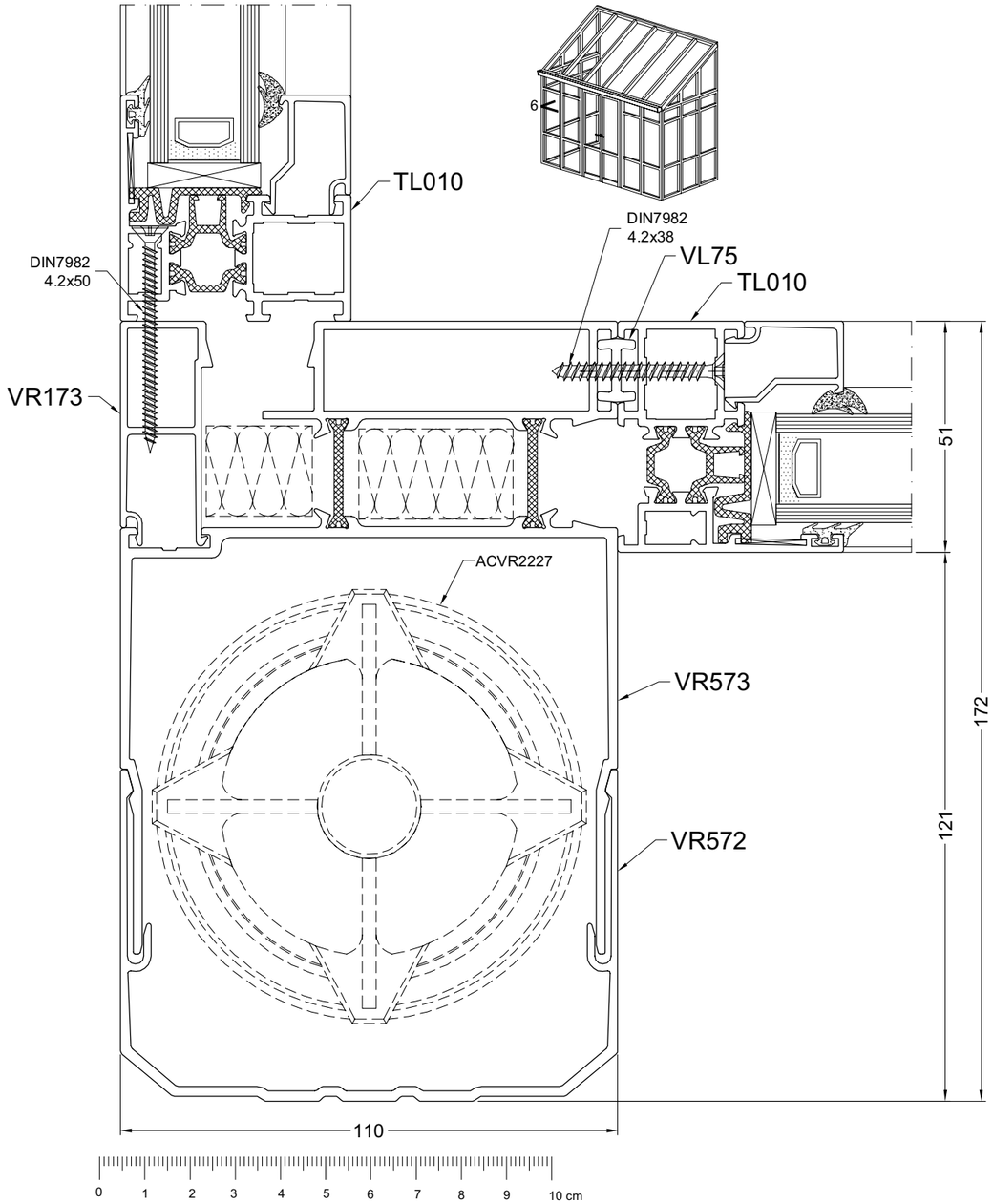

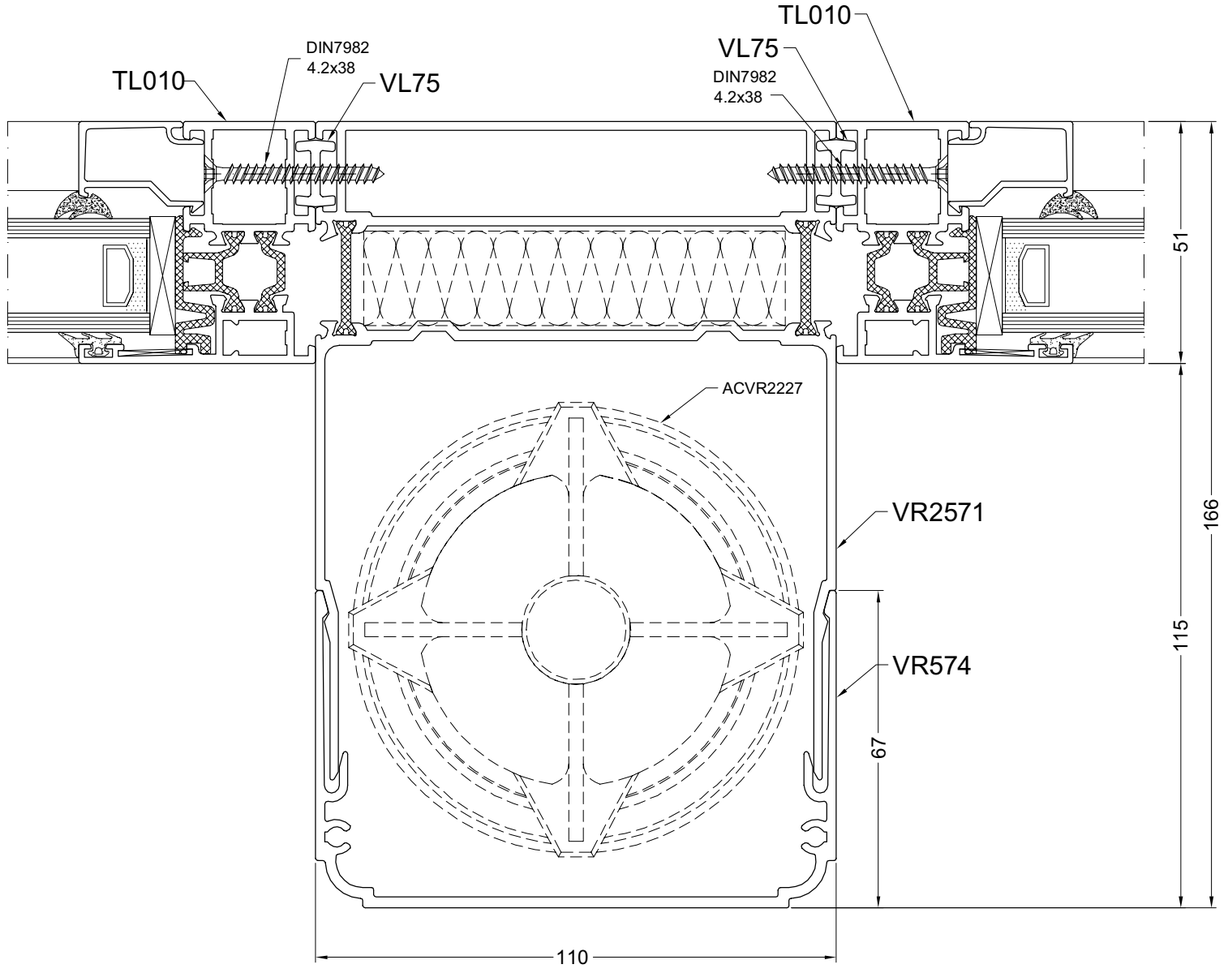

DOOR6

aliver2000+

smart® SYSTEMS

6B

DOORSNEDE - COUPE - SCHNITT - SECTION

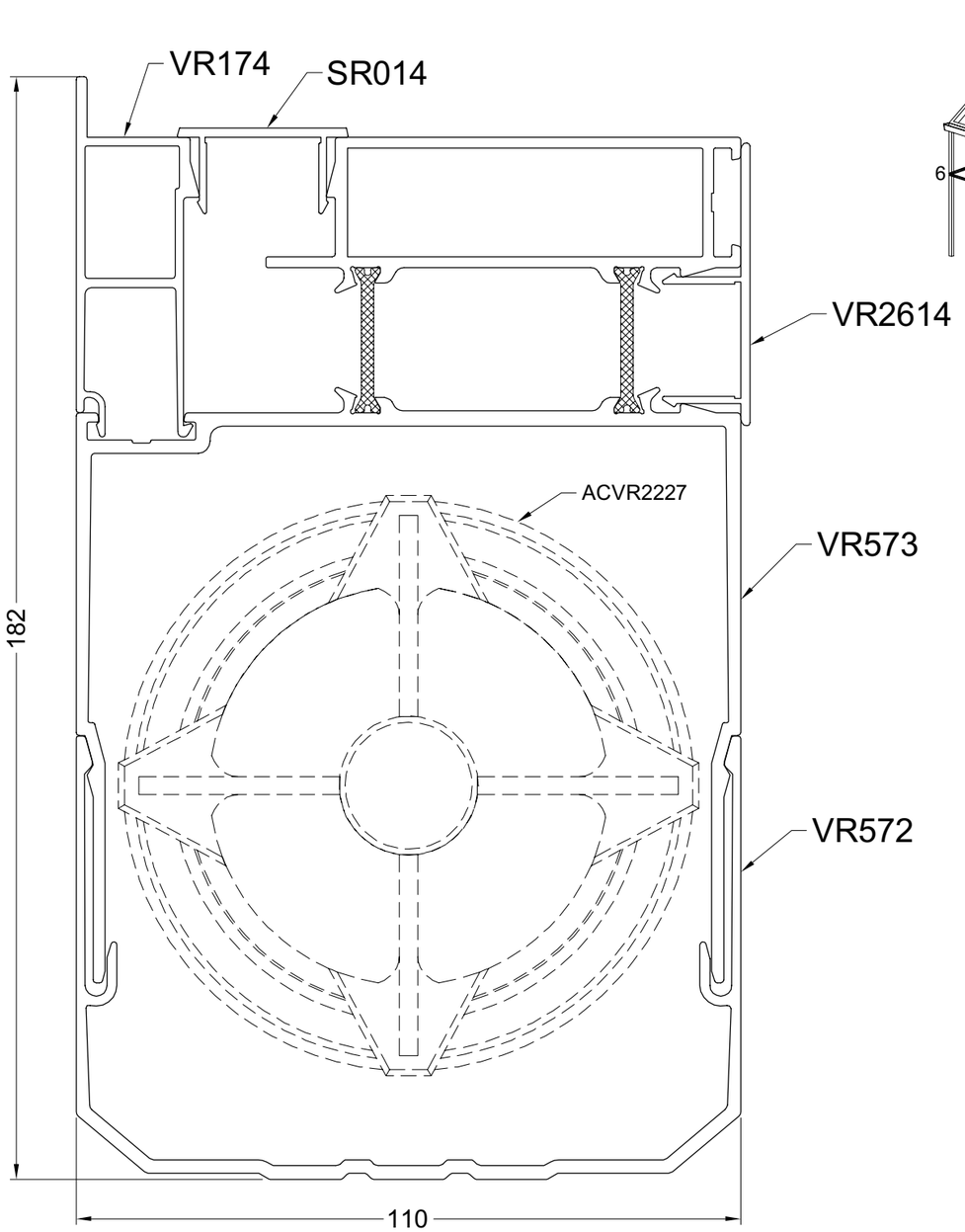

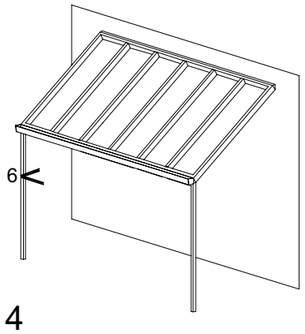

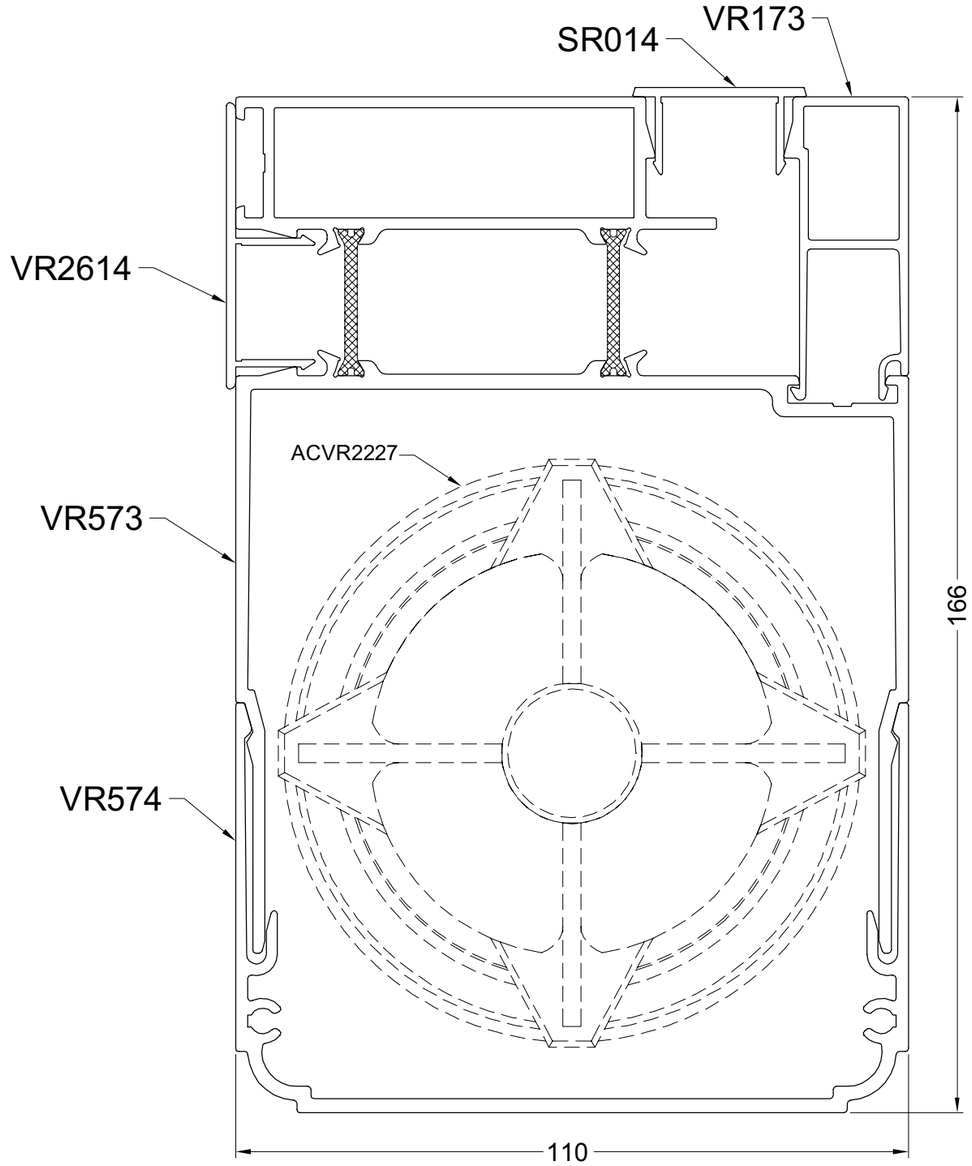

DOOR6c

164 16/7/07

DOORSNEDE - COUPE - SCHNITT - SECTION

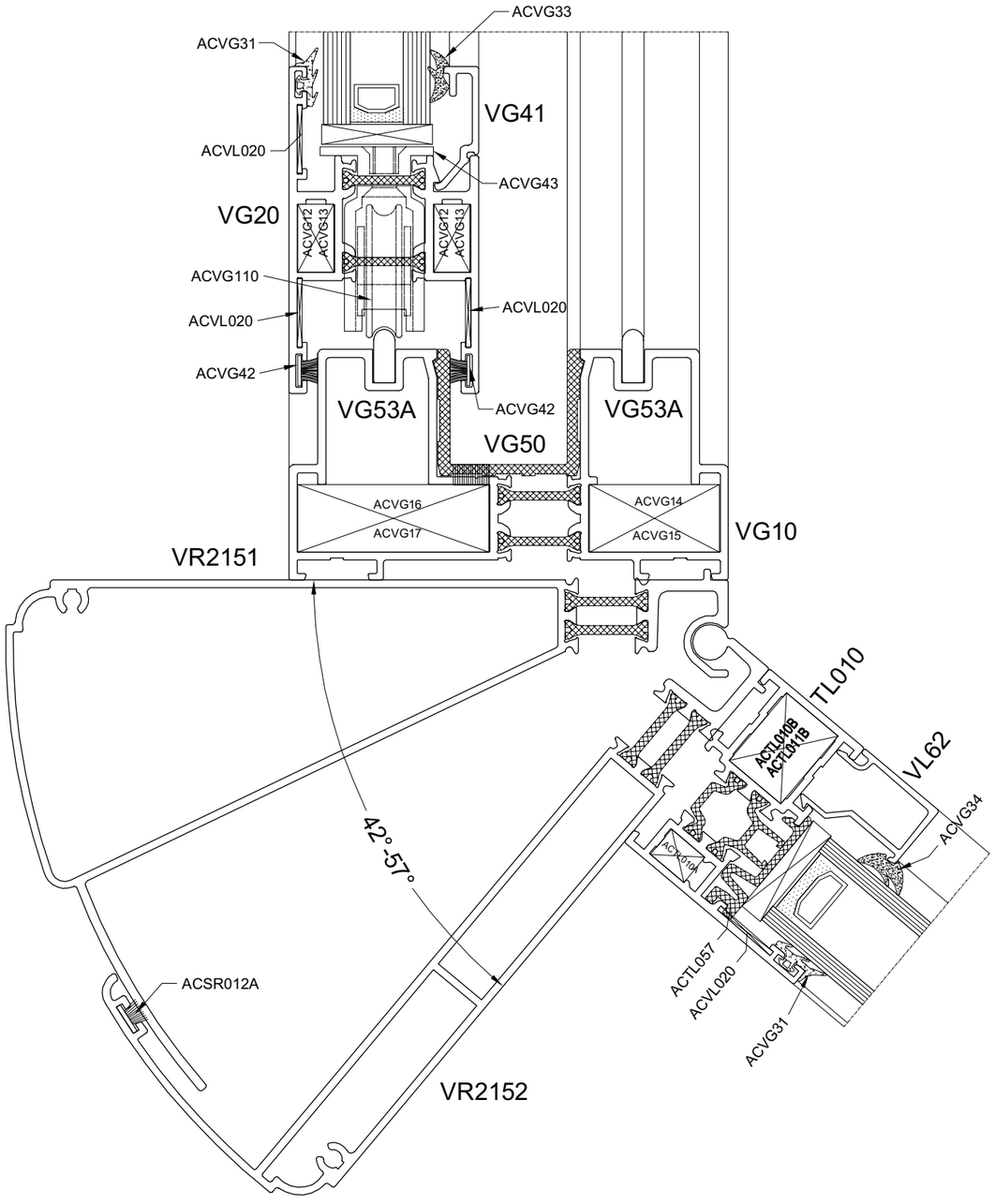

DOOR6d

aliver2000+

smart® SYSTEMS

DOORSNEDE - COUPE - SCHNITT - SECTION

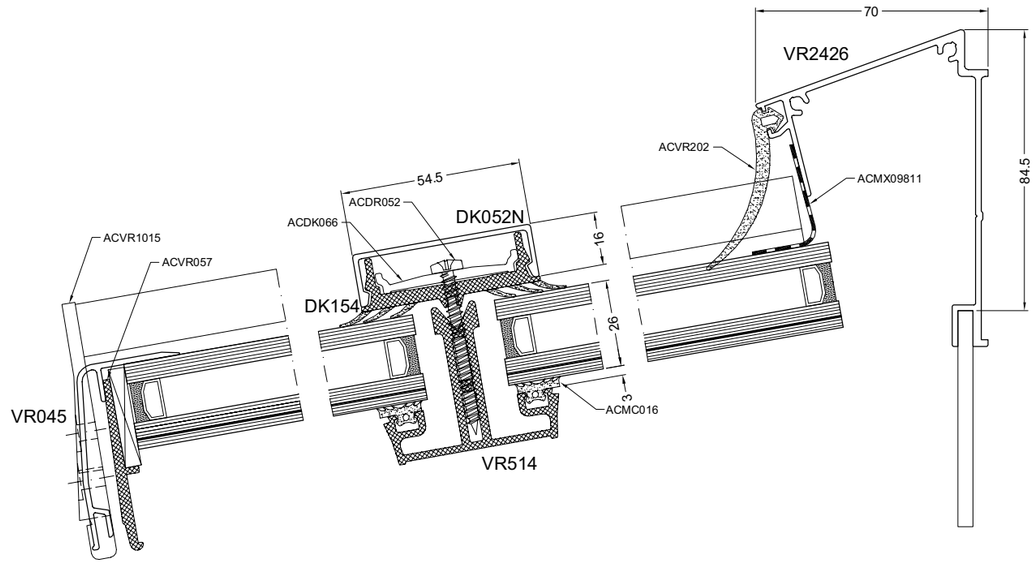

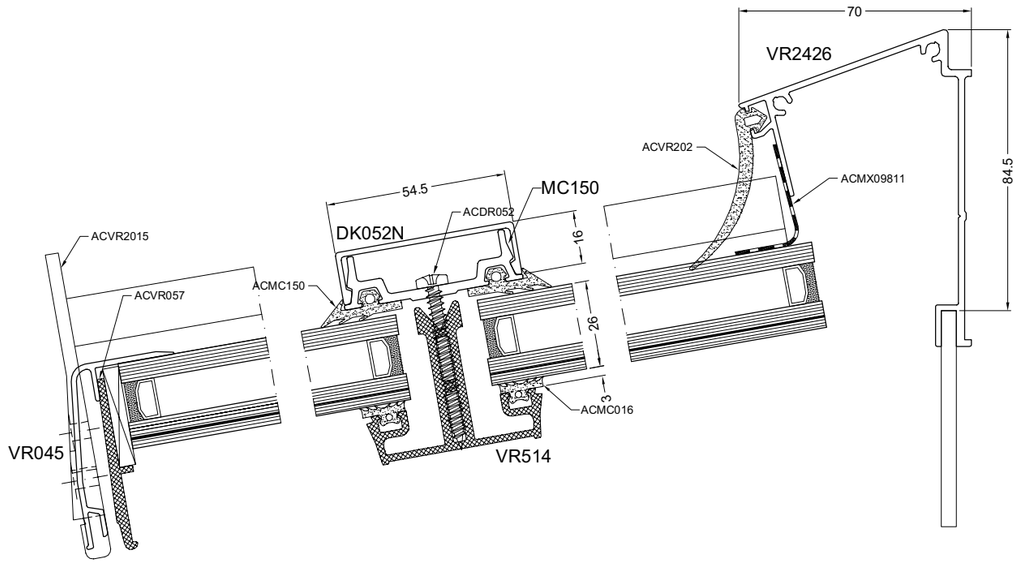

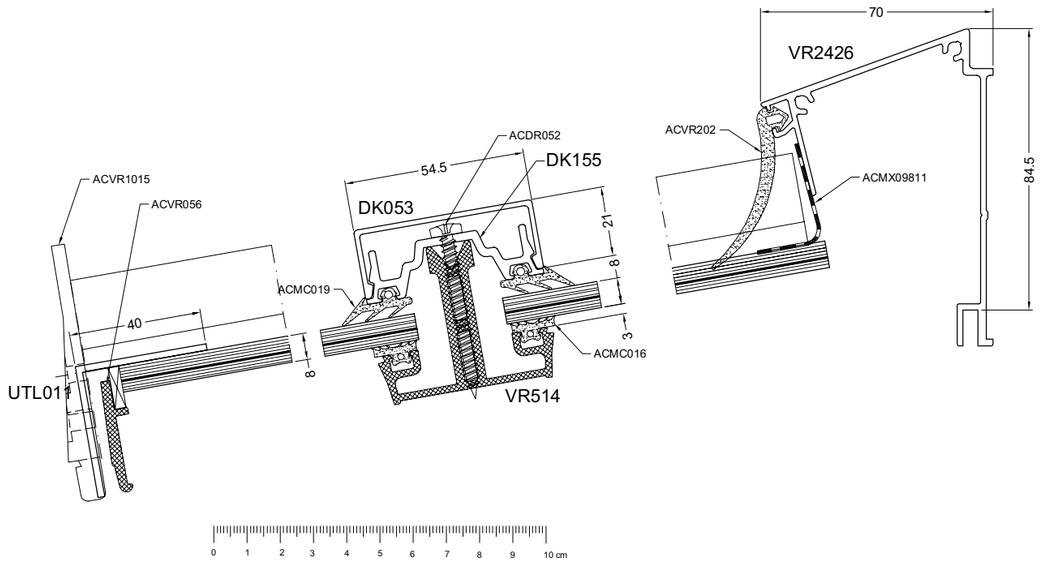

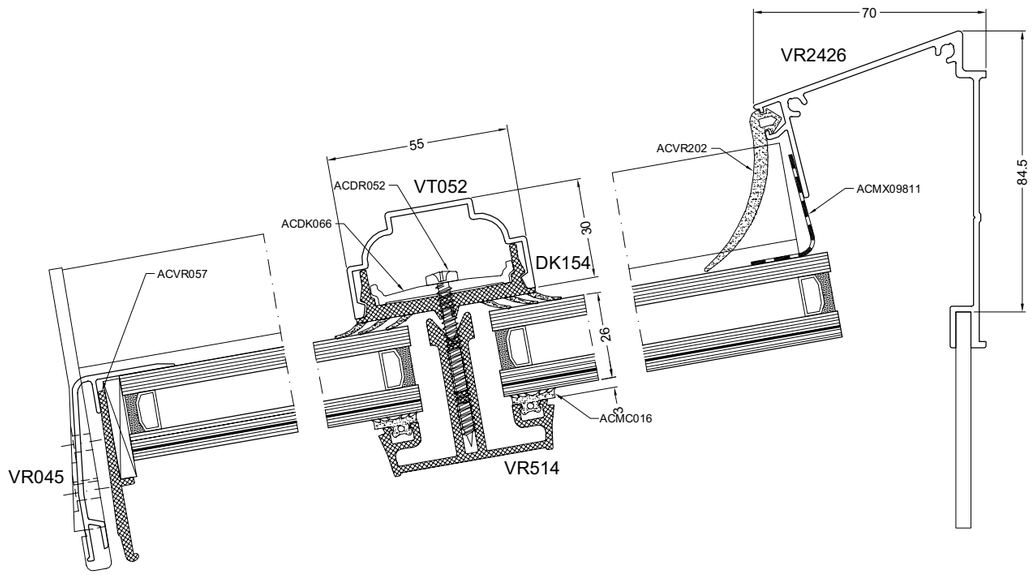

overzgl1

166 16/7/07

DOORSNEDE - COUPE - SCHNITT - SECTION

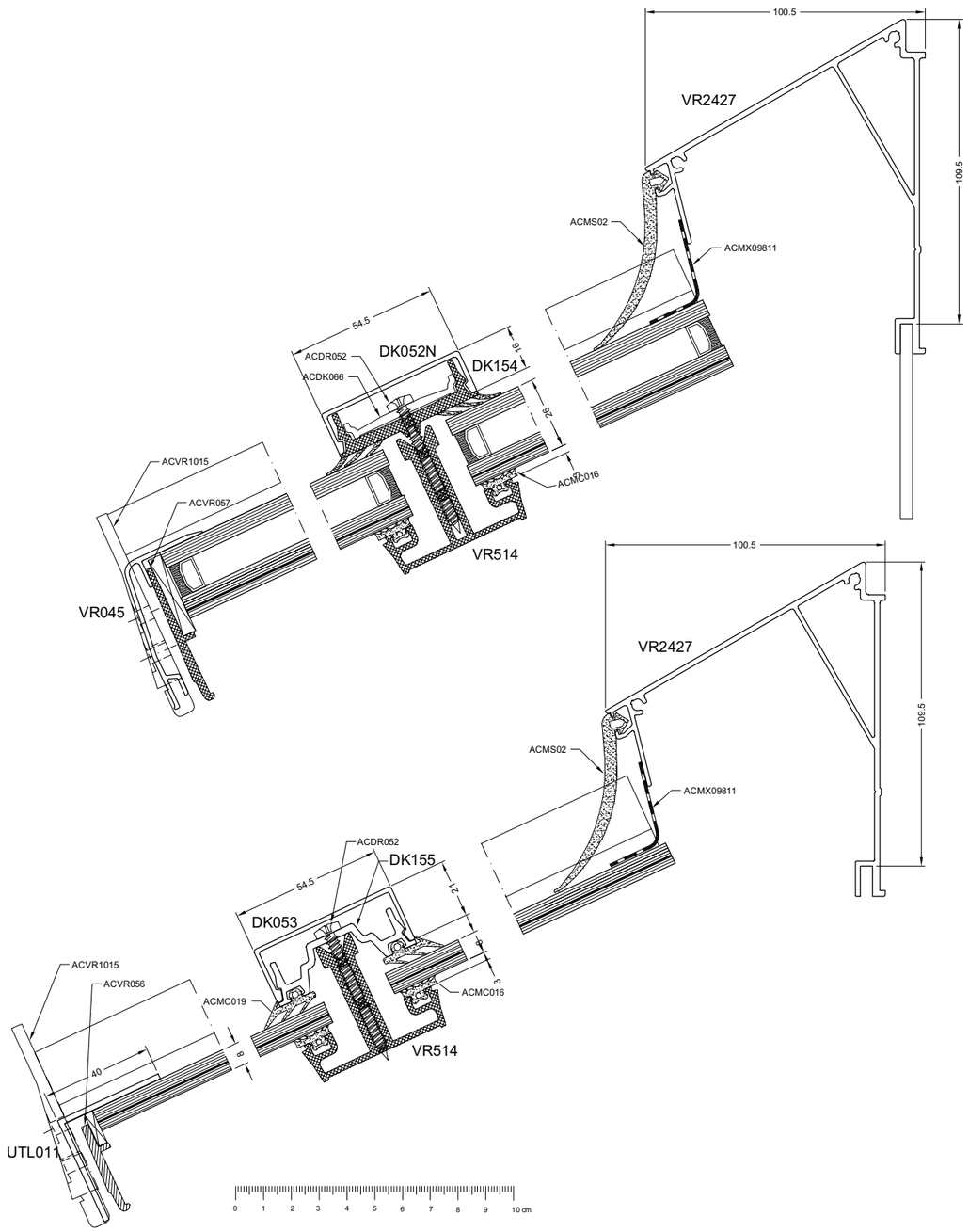

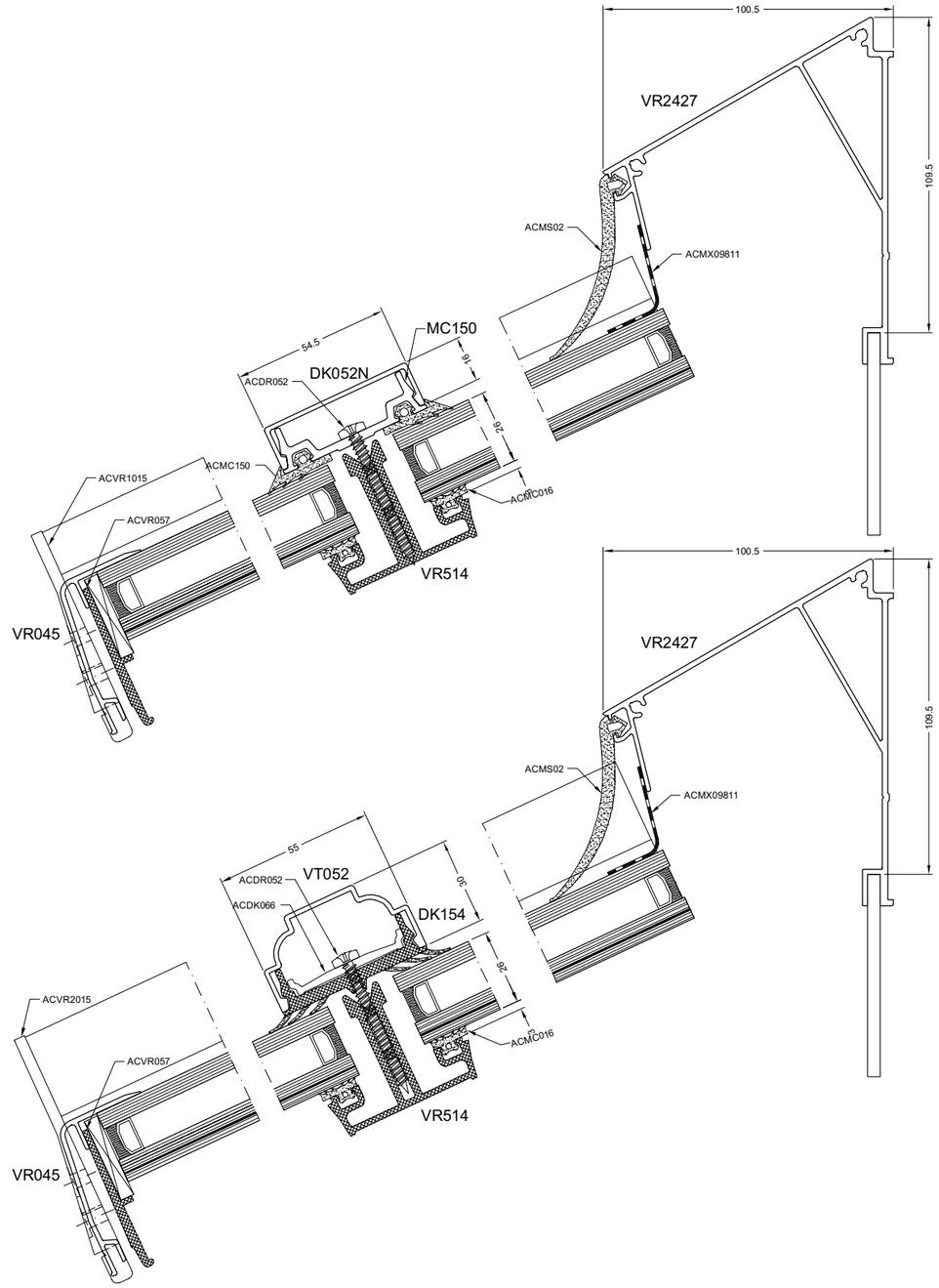

overzgl

aliver2000+

smart® SYSTEMS

DOORSNEDE - COUPE - SCHNITT - SECTION

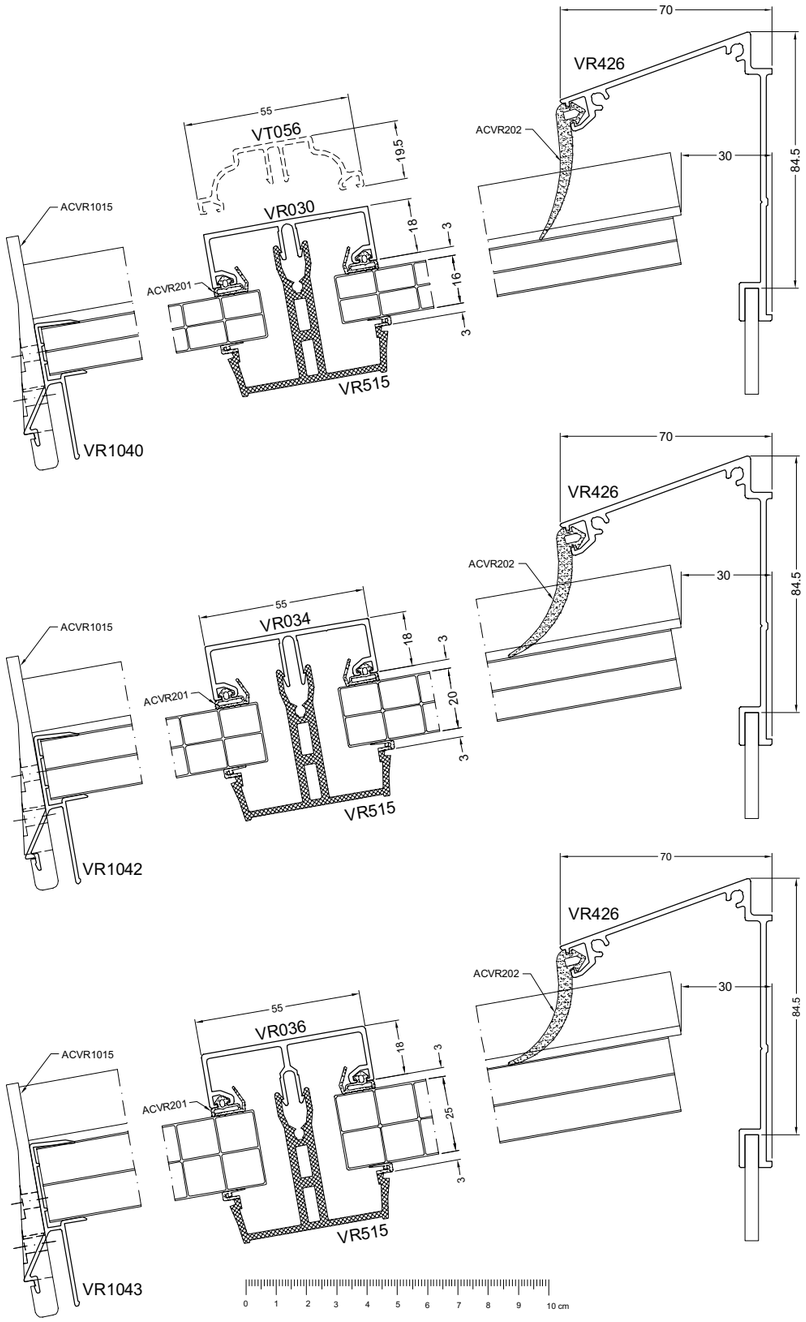

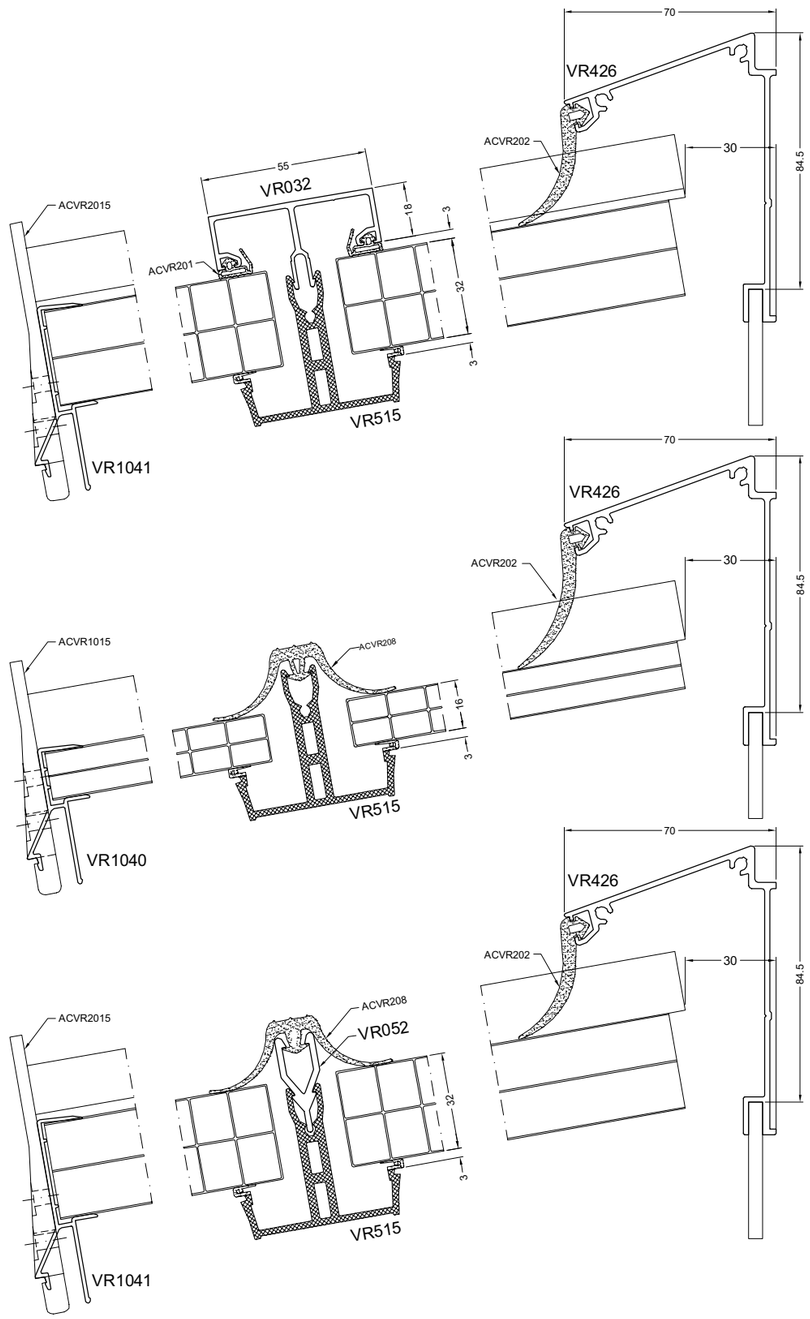

OVERZpc

168 16/7/07

DOORSNEDE - COUPE - SCHNITT - SECTION

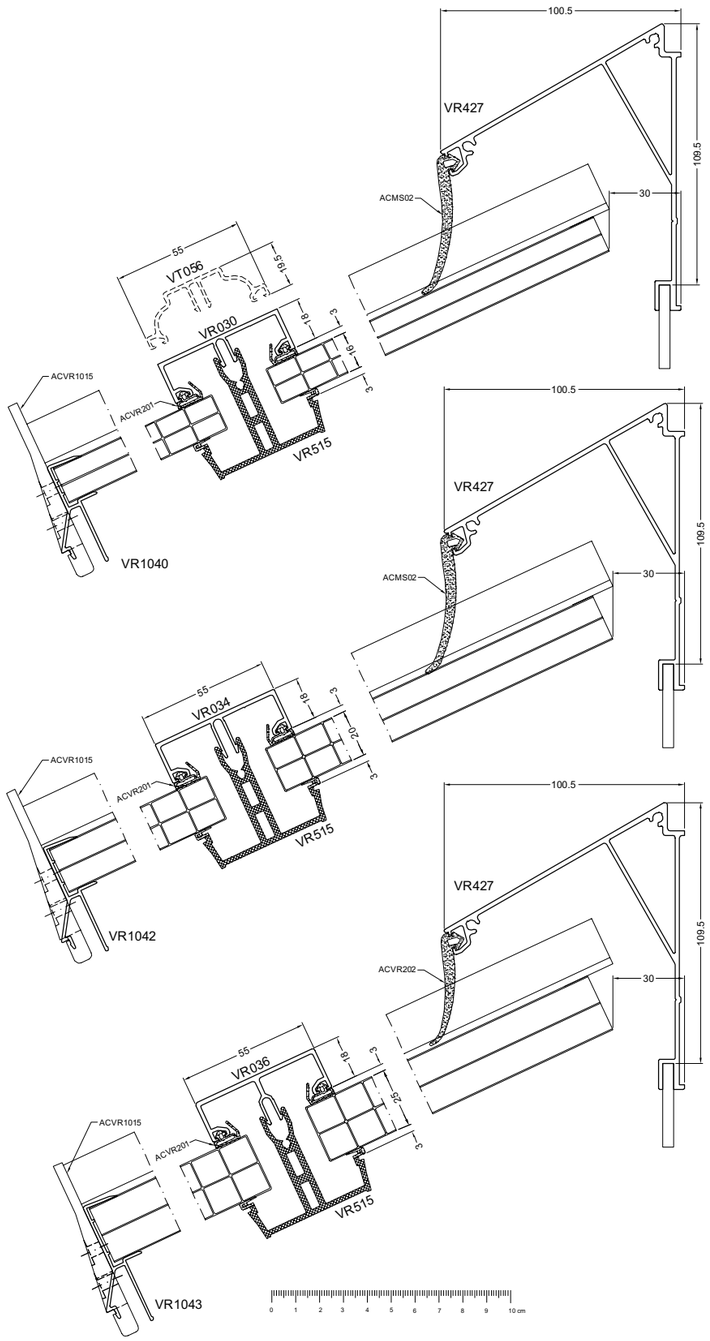

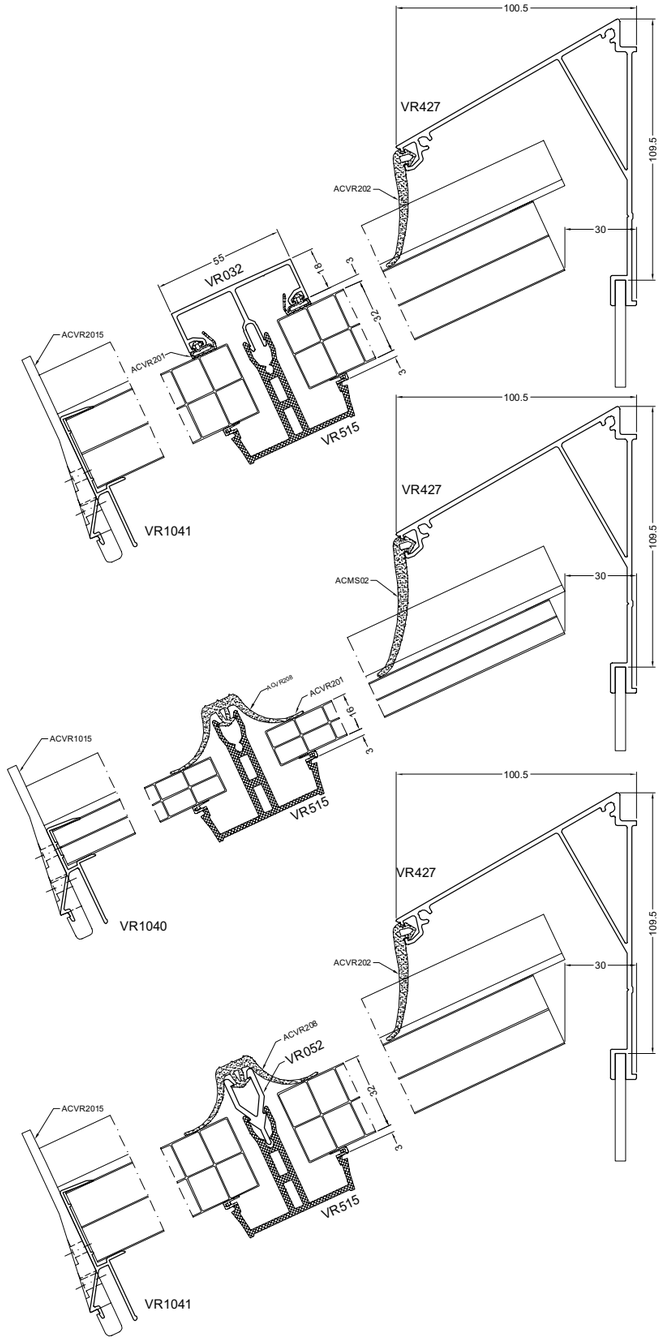

overzpc1

aliver2000+

smart® SYSTEMS

7A

5°-22°

DOORSNEDE - COUPE - SCHNITT - SECTION

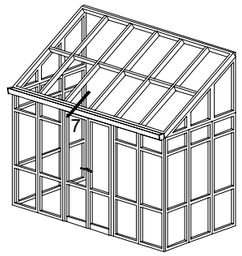

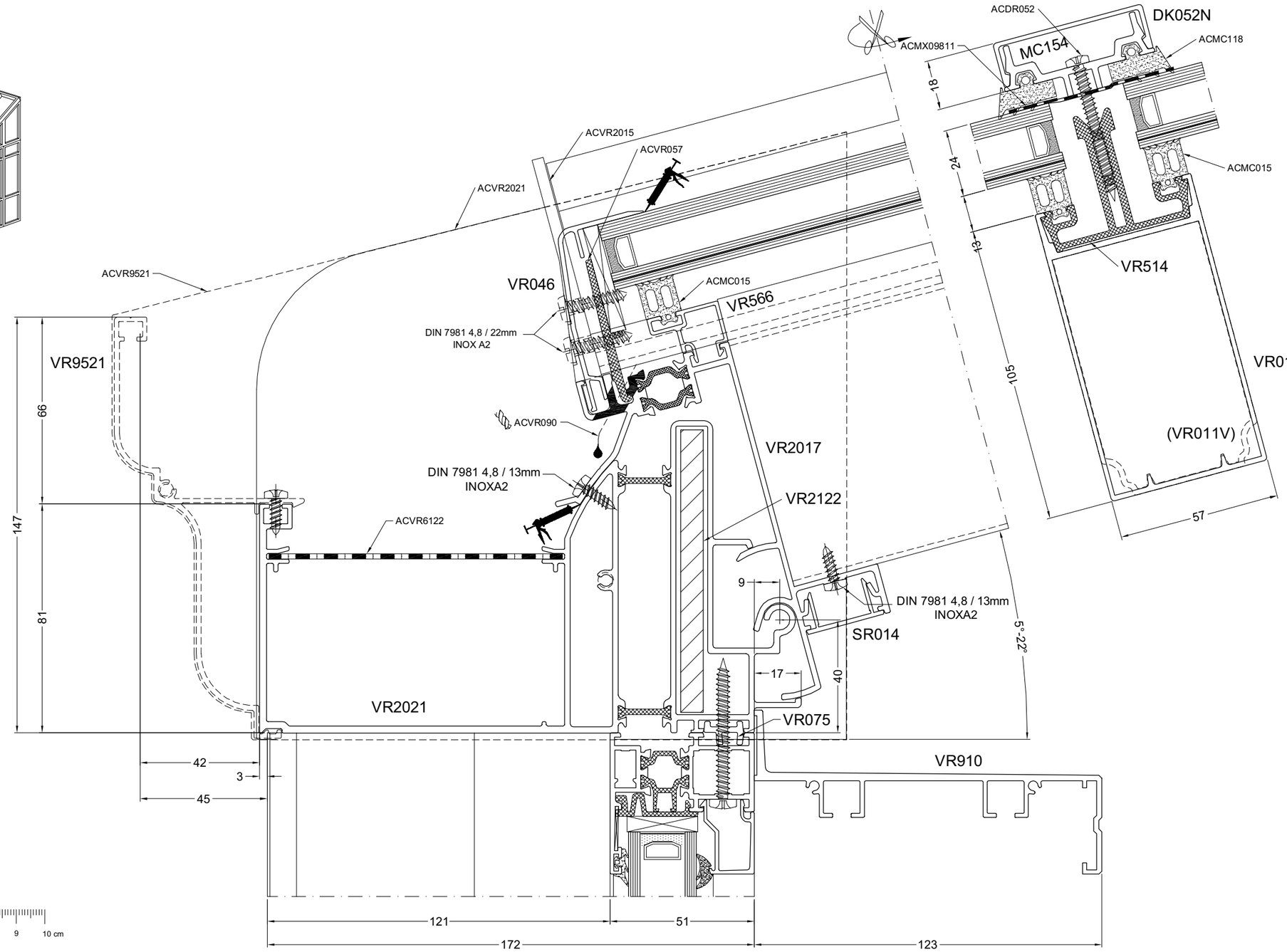

0 1 2 3 4 5 6 7 8 9 10 cm

door10a

170 16/7/07

7B

5°-22°

DOORSNEDE - COUPE - SCHNITT - SECTION

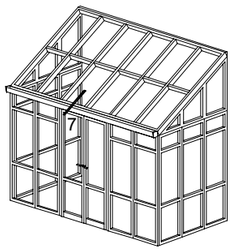

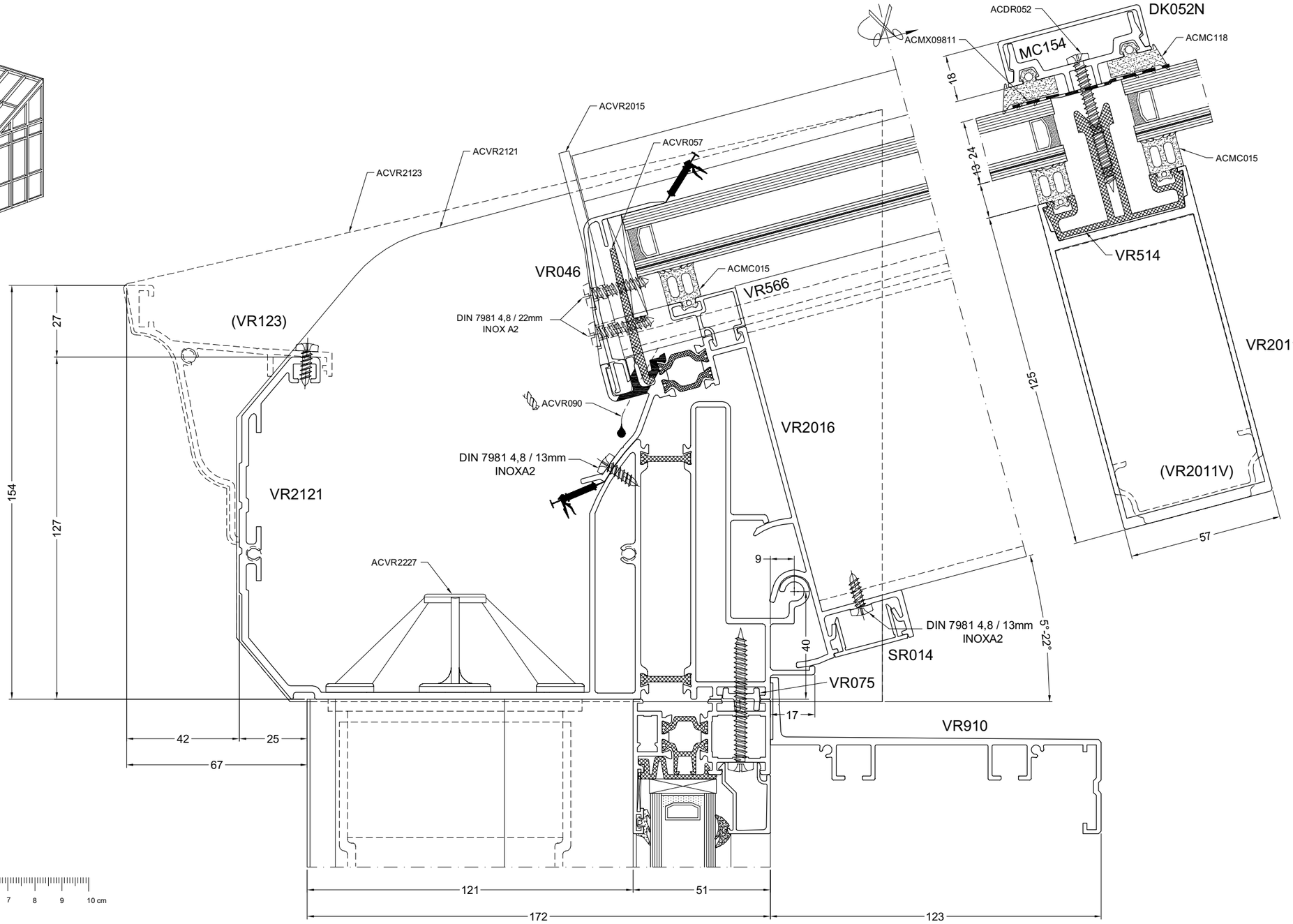

door10b

aliver2000+

smart® SYSTEMS

7C

22°-45°

DOORSNEDE - COUPE - SCHNITT - SECTION

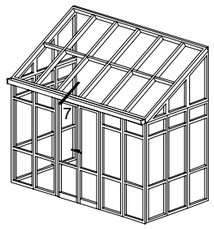

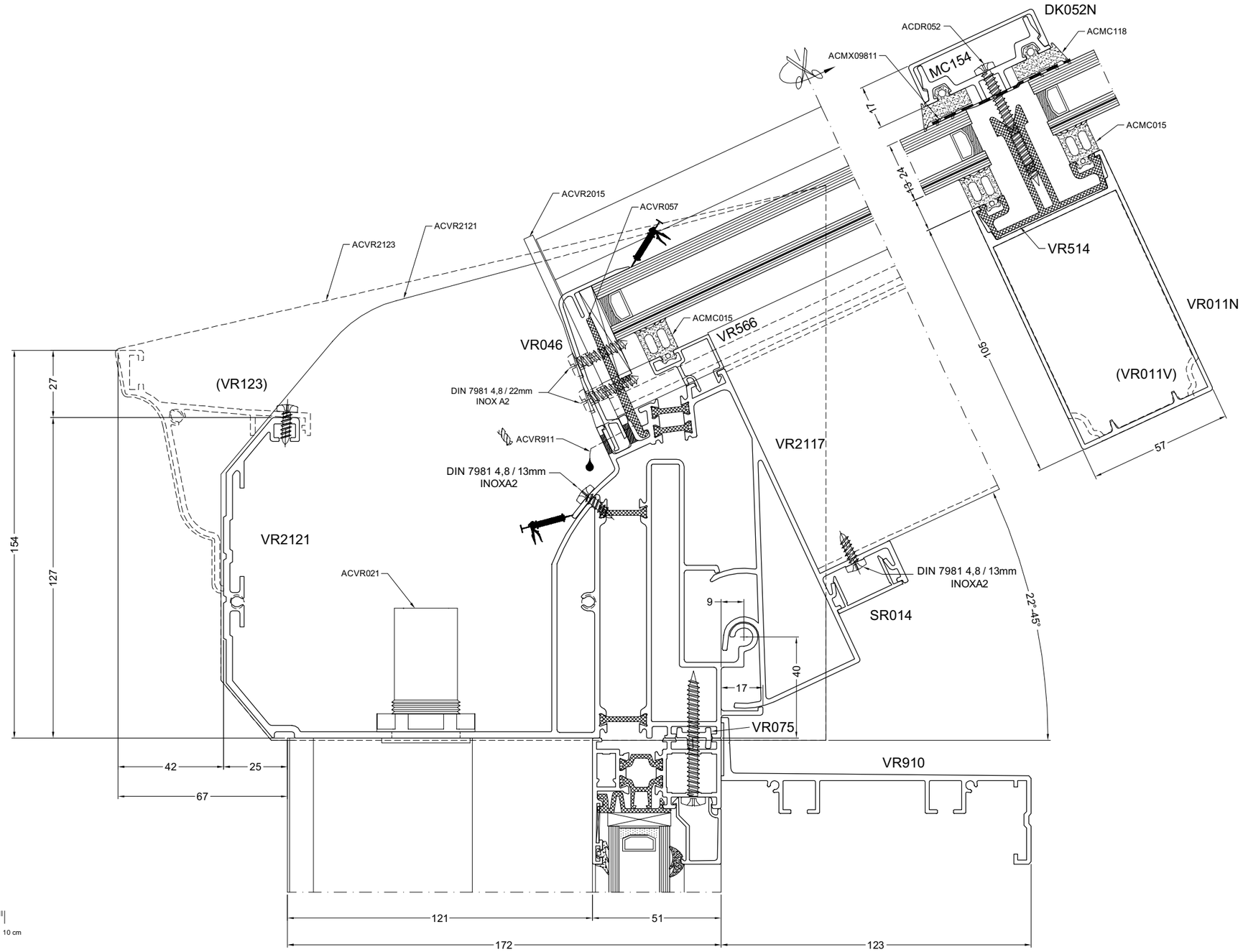

door10c

172 16/7/07

7D

22°-45°

DOORSNEDE - COUPE - SCHNITT - SECTION

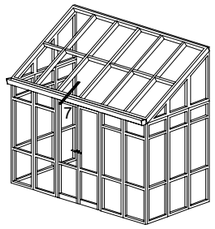

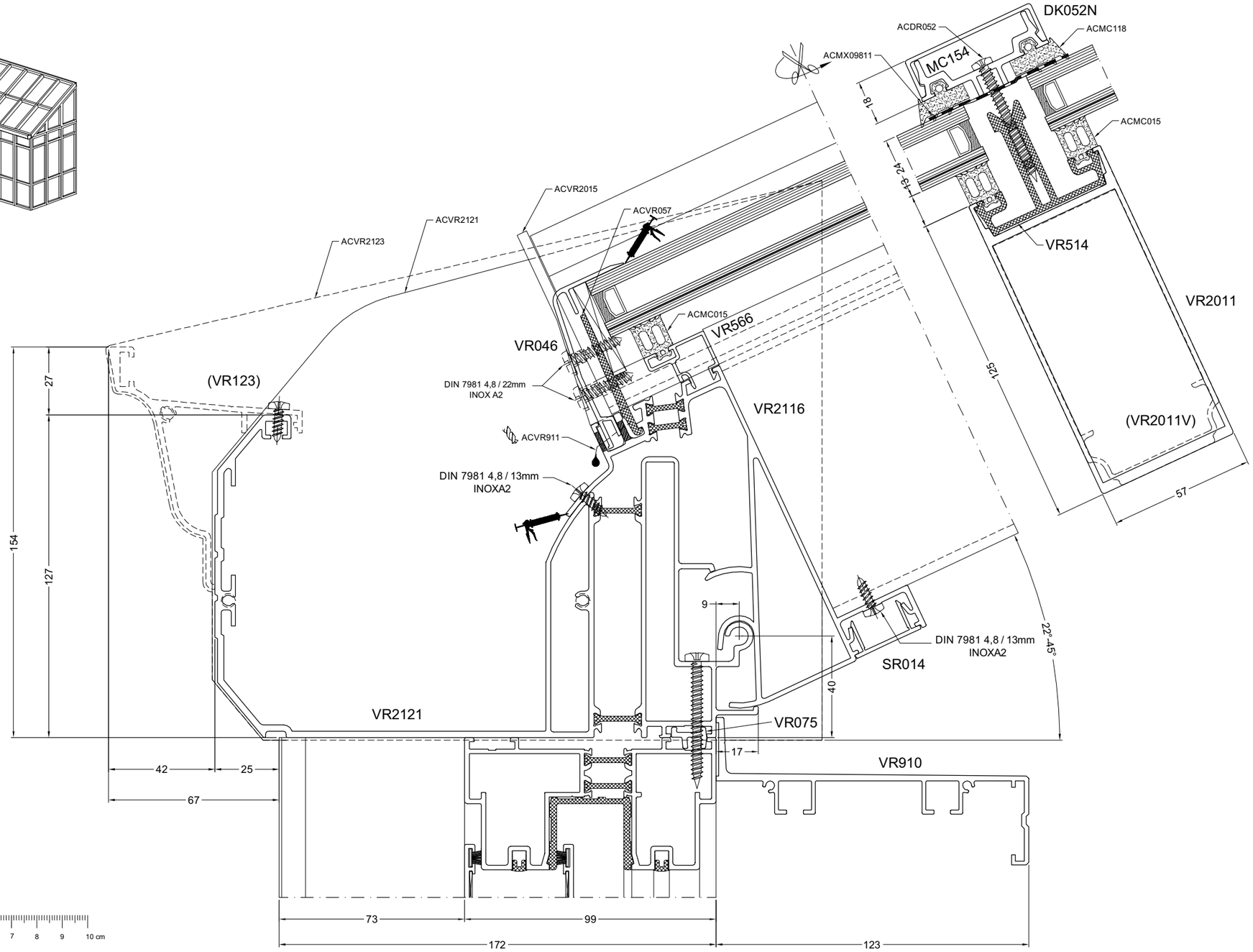

door10d

aliver2000+

smart® SYSTEMS

8A

5°-22°

DOORSNEDE - COUPE - SCHNITT - SECTION

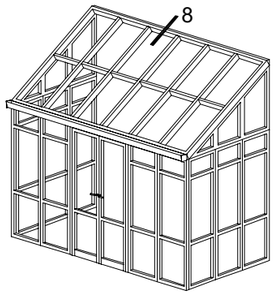

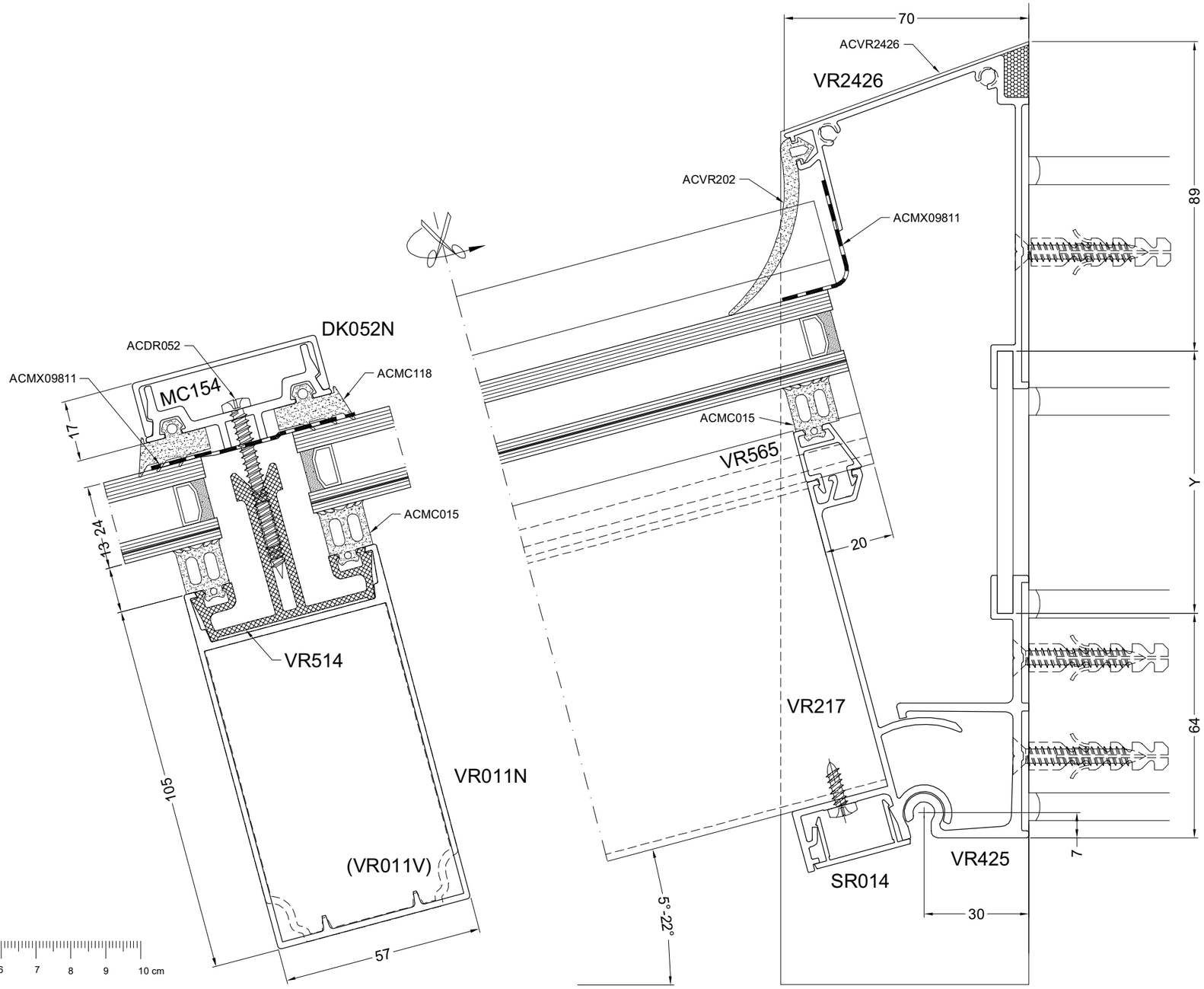

DOOR11a

174 16/7/07

8B

5°-22°

DOORSNEDE - COUPE - SCHNITT - SECTION

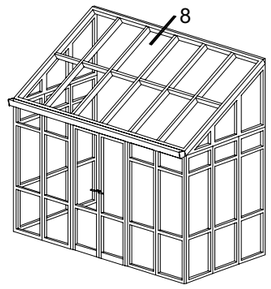

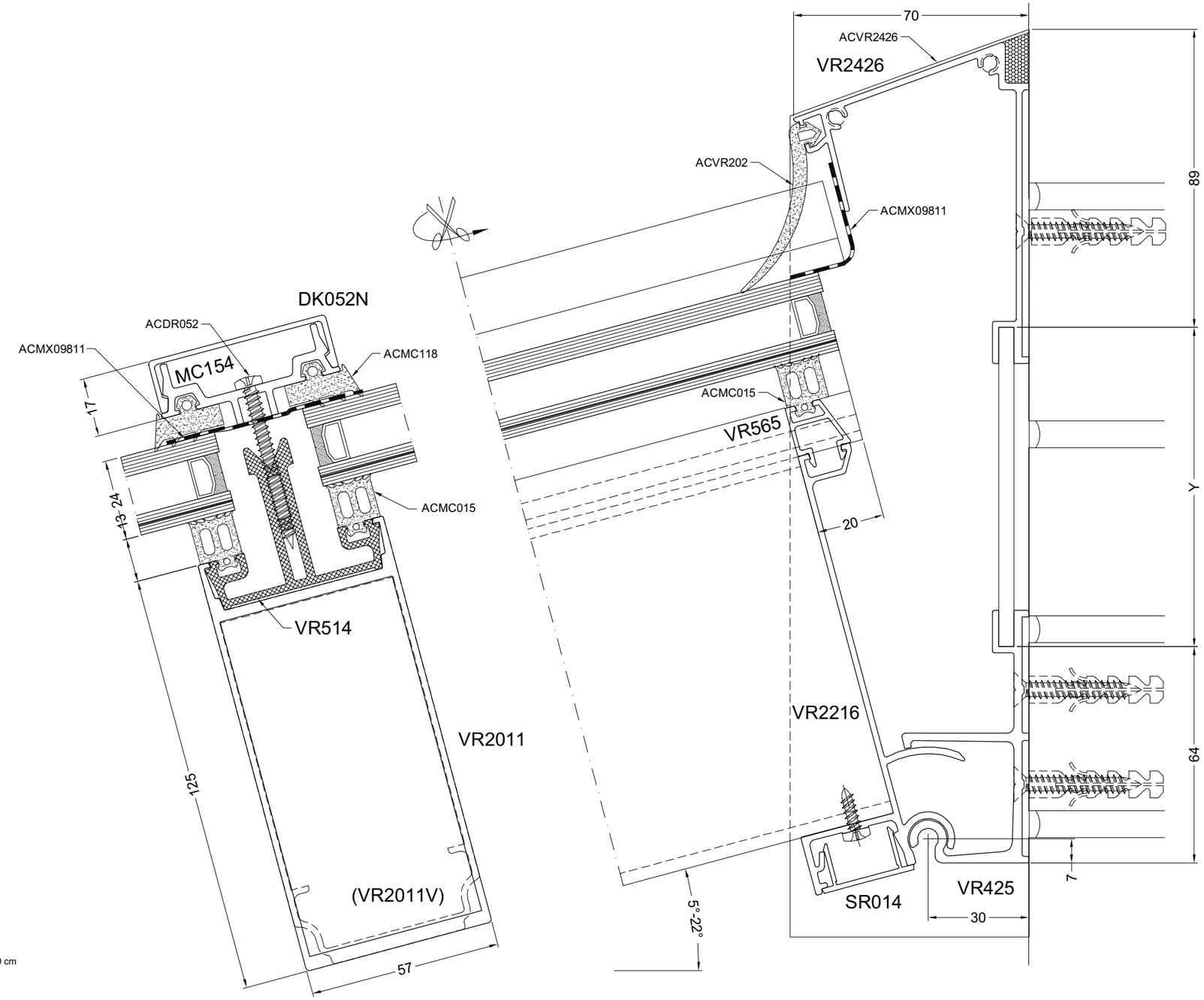

door11b

aliver2000+

smart® SYSTEMS

8C

22°-45°

DOORSNEDE - COUPE - SCHNITT - SECTION

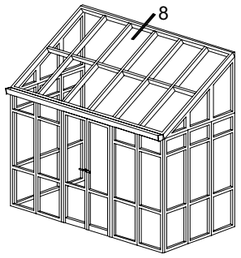

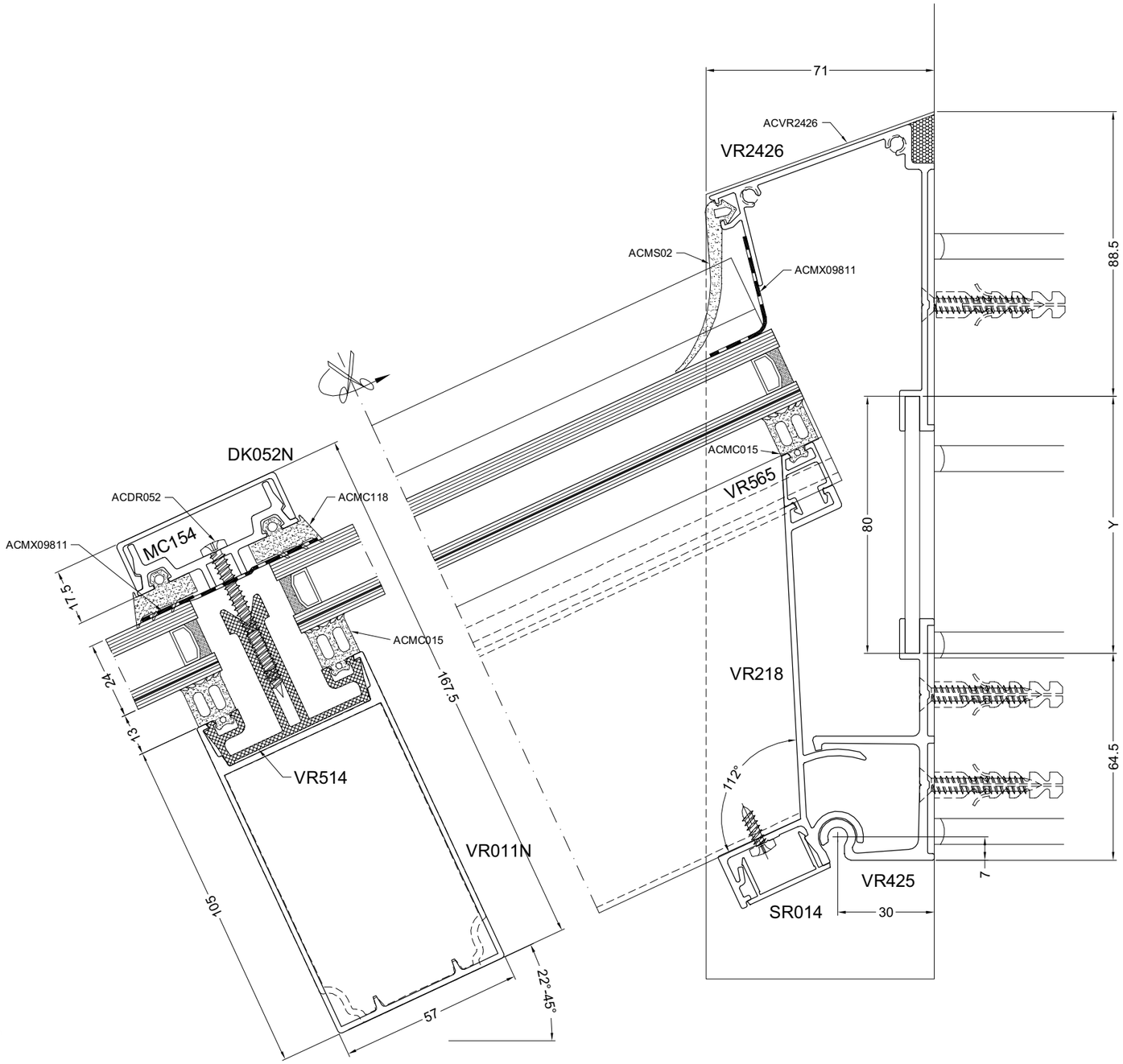

door11c

176 16/7/07

8D

22°-45°

DOORSNEDE - COUPE - SCHNITT - SECTION

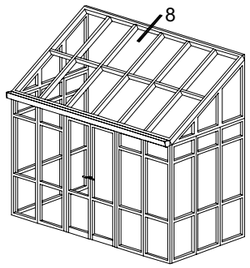

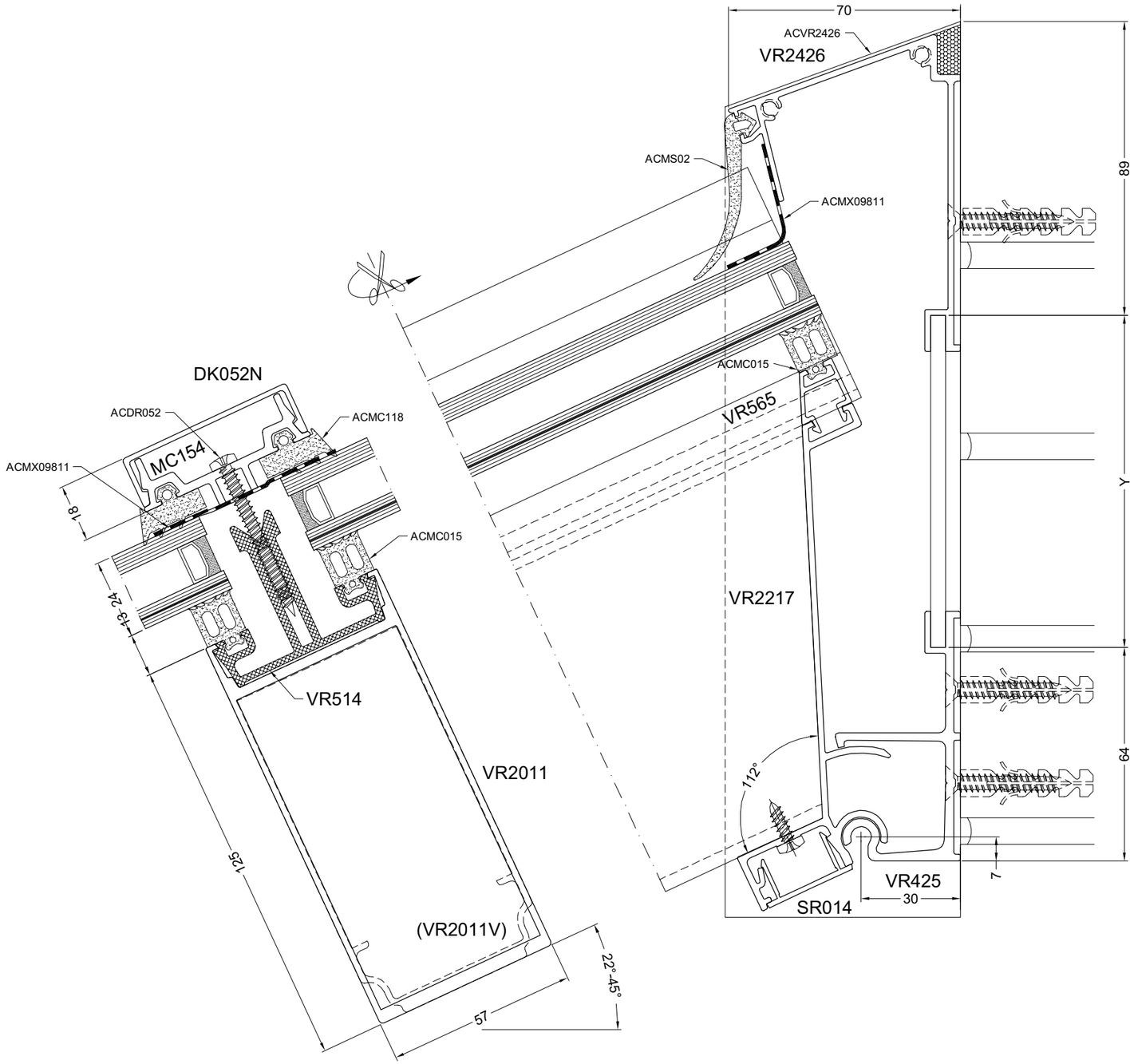

door11d

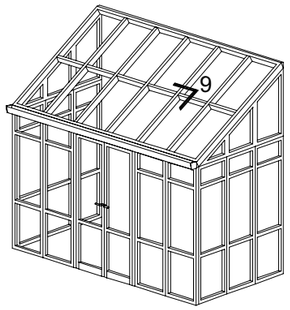
9

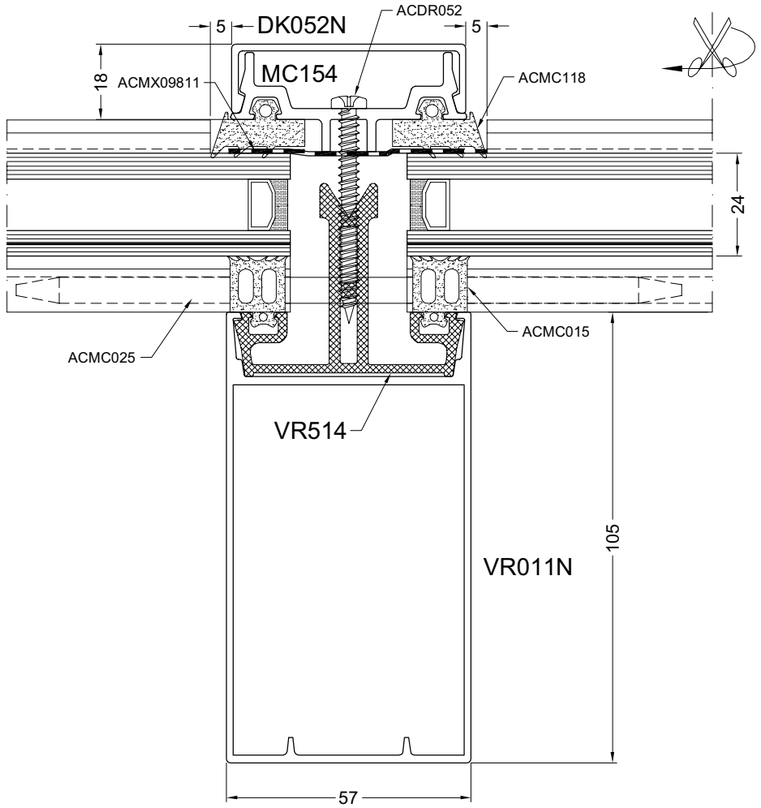
5
DK052N
ACDR052
5
18
ACMX09811
MC154
ACMC118
24
ACMC025
ACMC015
VR514
105
VR011N
57

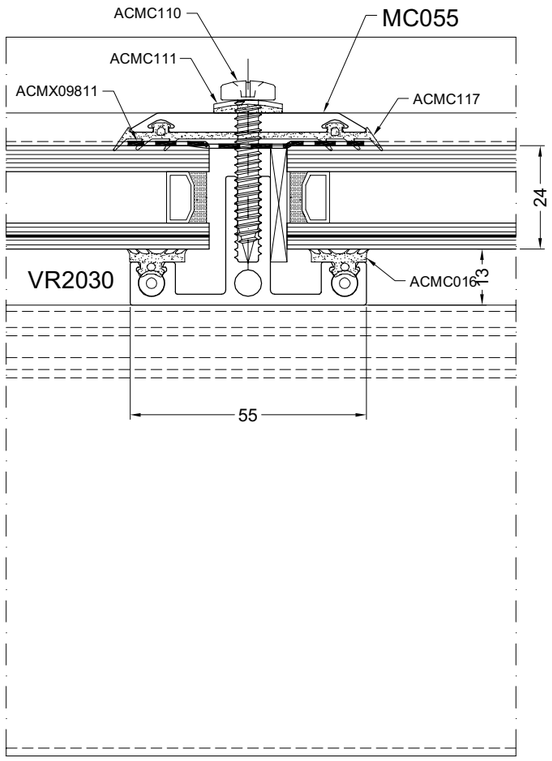
ACMC110
MC055
ACMC111
ACMX09811
ACMC117
24
VR2030
ACMC016
13
55

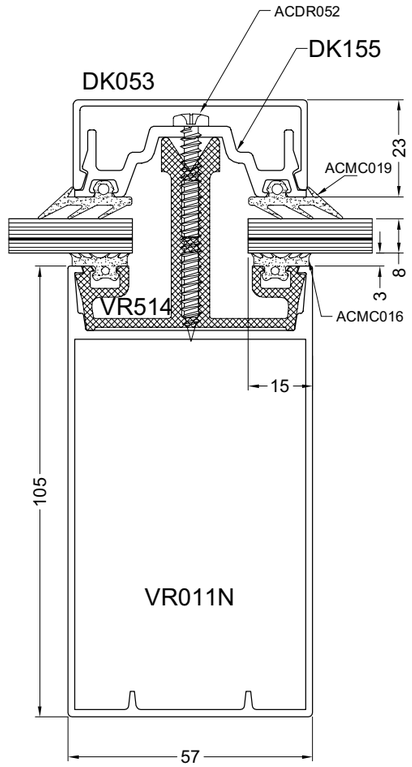
ACDR052
DK155
DK053
23
ACMC019
8
3
VR514
ACMC016
15
105
VR011N
57

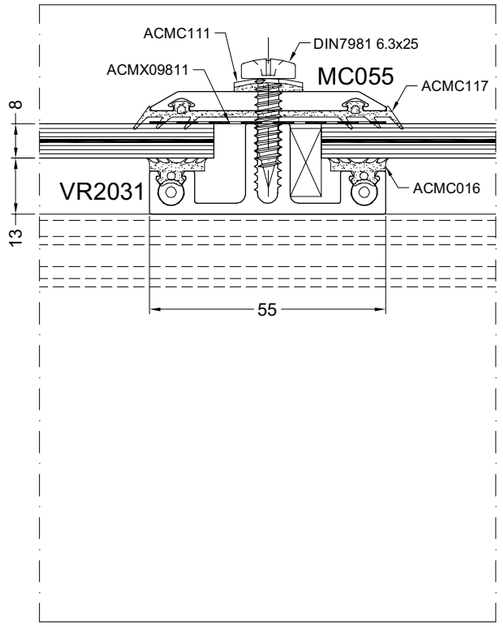
ACMC111
DIN7981 6.3x25
ACMX09811
MC055
ACMC117
8
VR2031
ACMC016
13
55

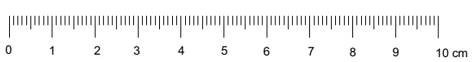
0
1
2
3
4
5
6
7
8
9
10 cm

door7a

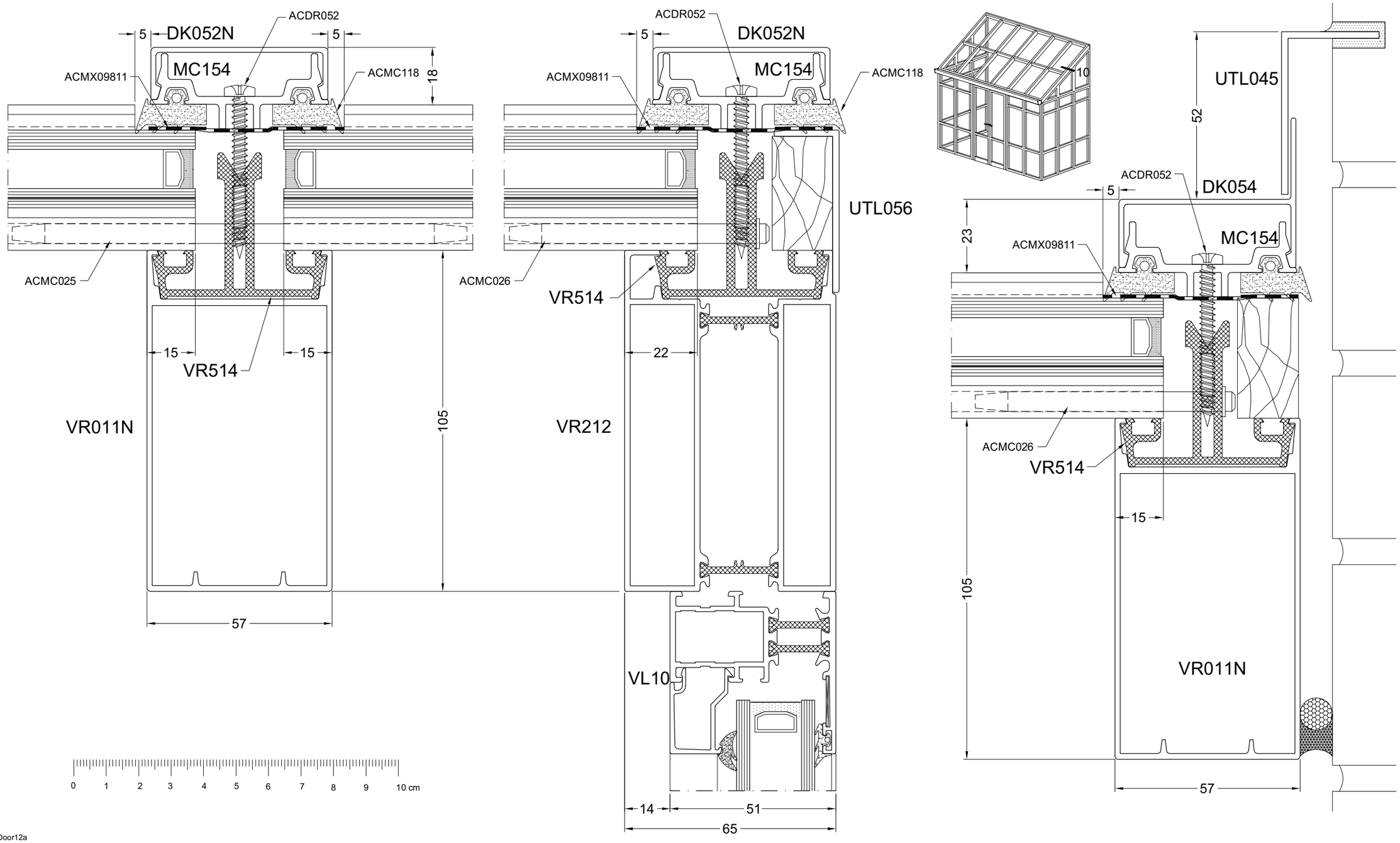
ACDR052
5
DK052N
5
MC154
ACMX09811
ACMC118
18
ACMC025
15
15
VR514
VR011N
105
57
ACDR052
5
DK052N
MC154
ACMX09811
ACMC118
UTL056
ACMC026
VR514
22
VR212
VL10
14
51
65
10
UTL045
52
ACDR052
5
DK054
23
ACMX09811
MC154
ACMC026
VR514
15
105
VR011N
57
0 1 2 3 4 5 6 7 8 9 10 cm

Door12a

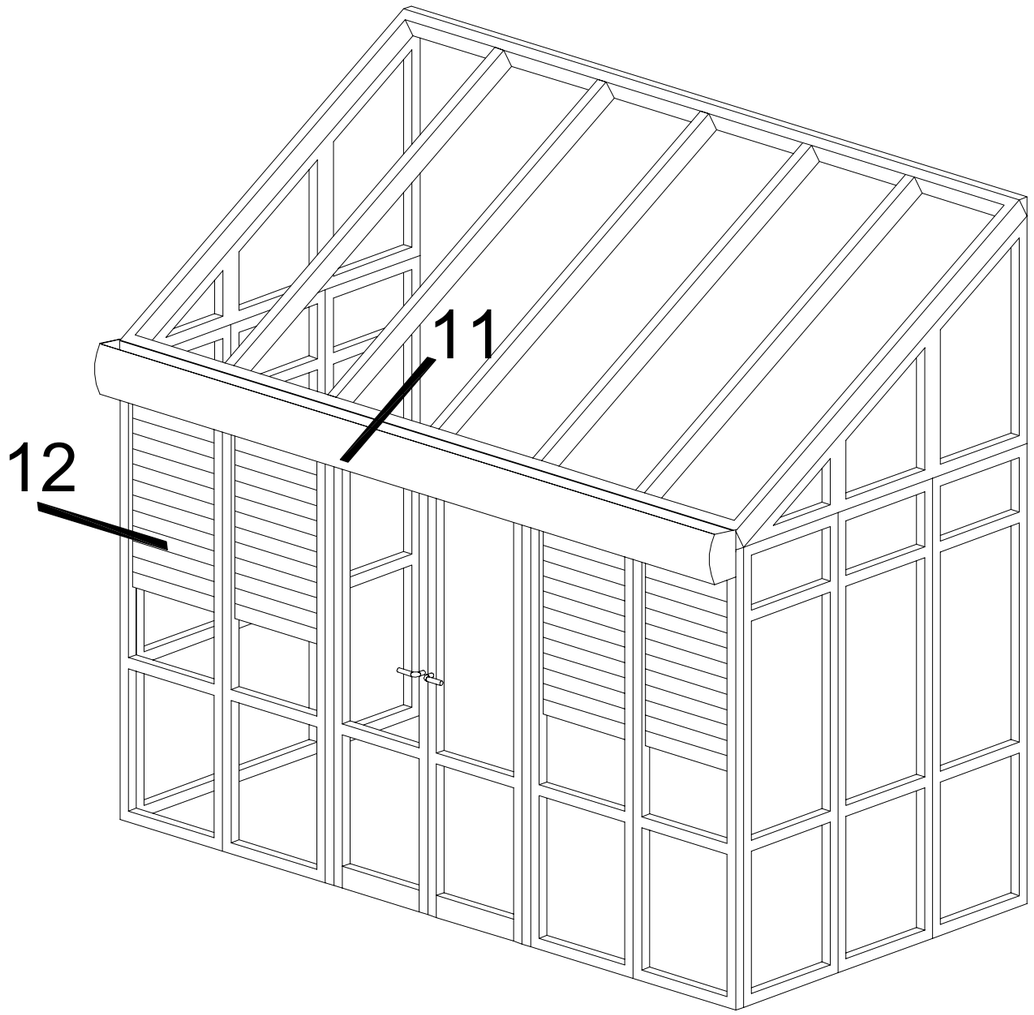

doortyp3

aliver2000+

smart® SYSTEMS

11A

DOORSNEDE - COUPE - SCHNITT - SECTION

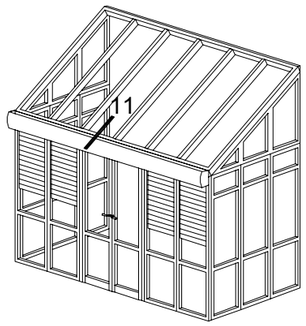

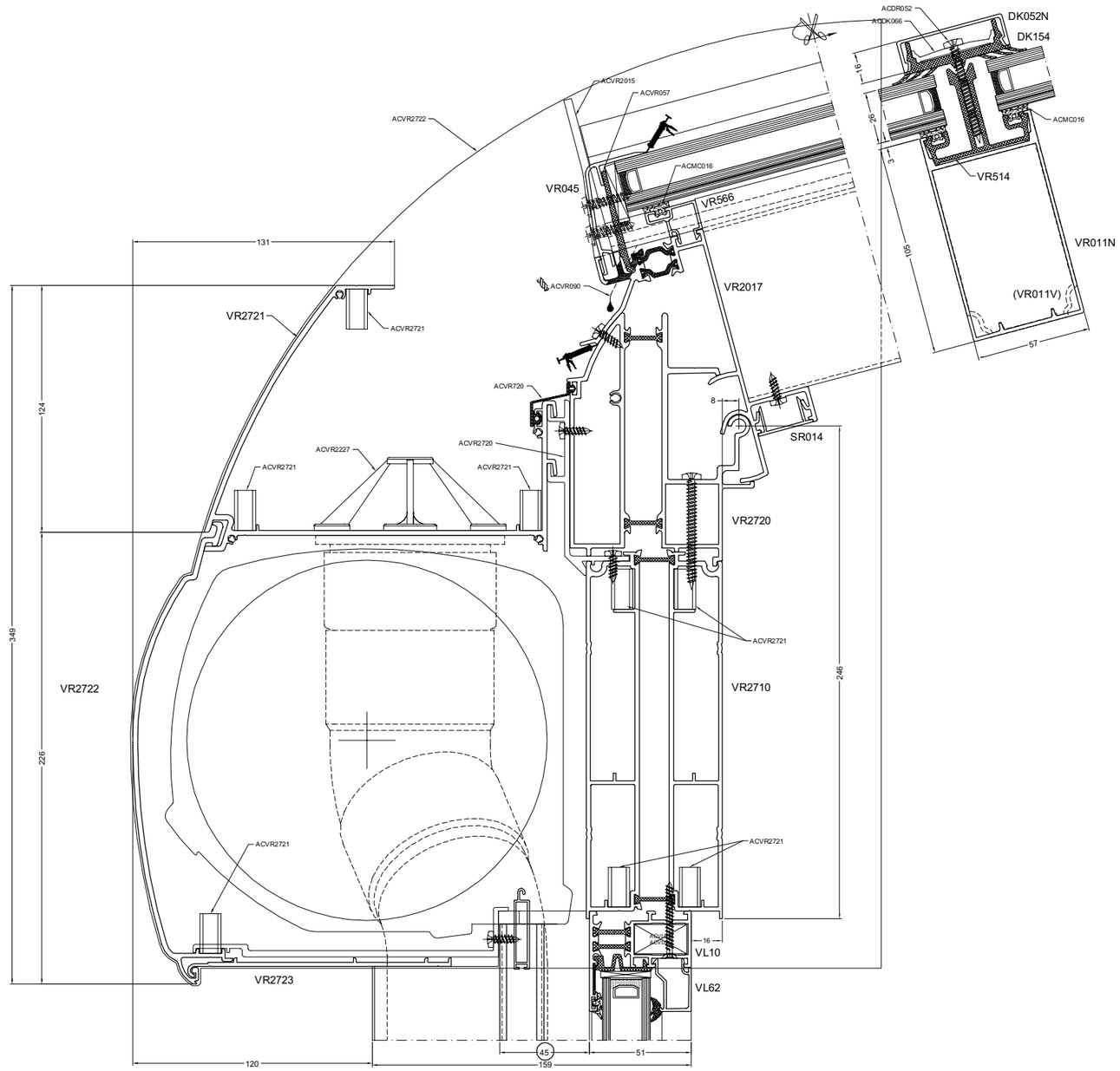

door20b

182 16/7/07

11B

DOORSNEDE - COUPE - SCHNITT - SECTION

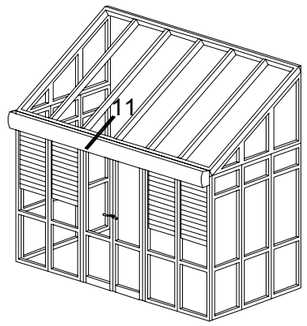

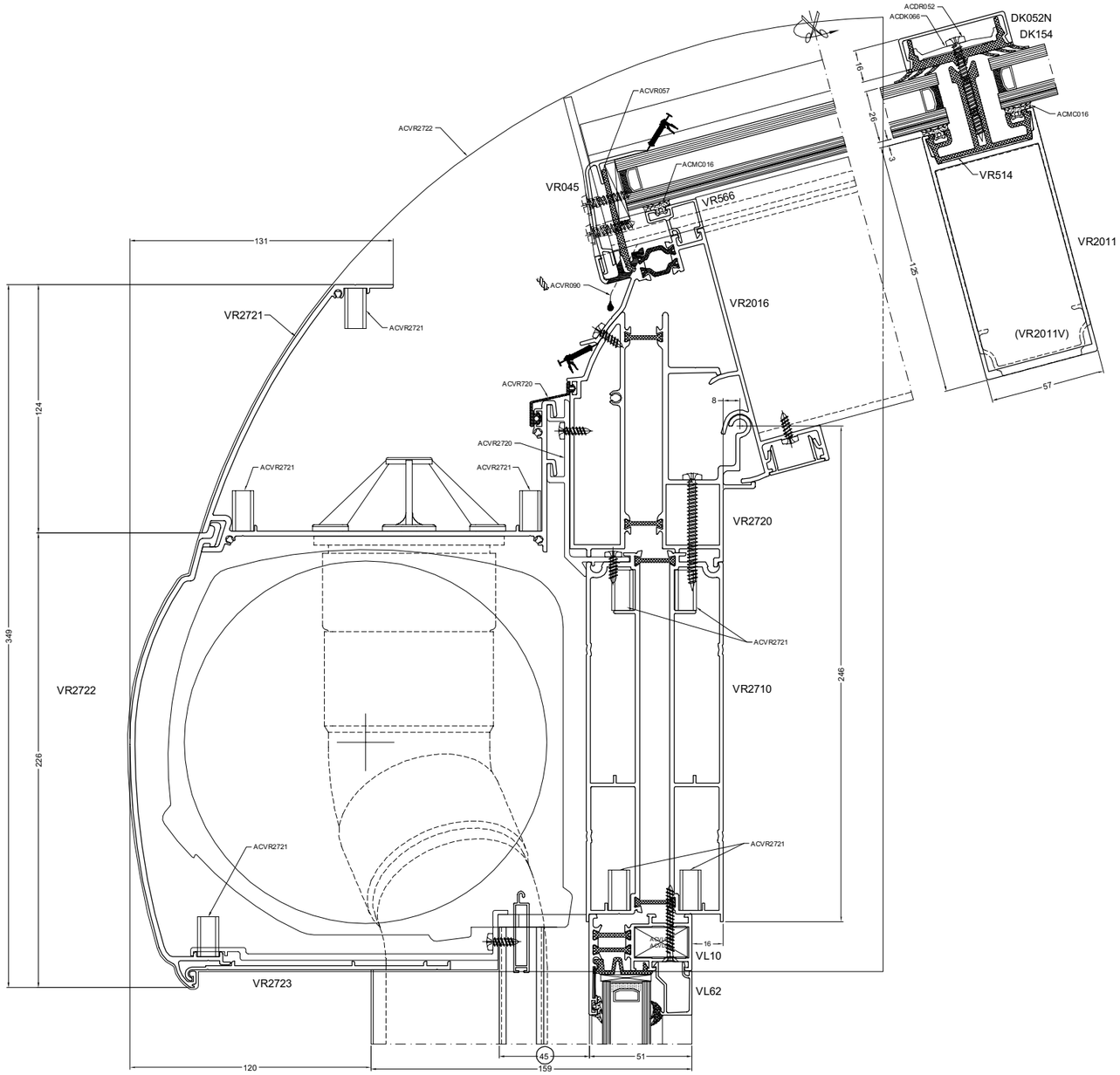

door20c

aliver2000+

smart® SYSTEMS

12A

DOORSNEDE - COUPE - SCHNITT - SECTION

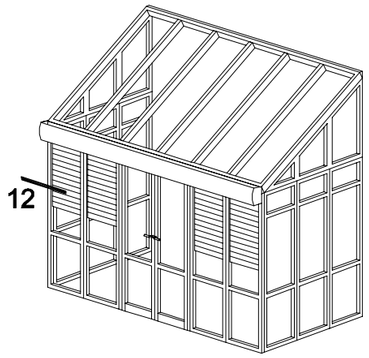

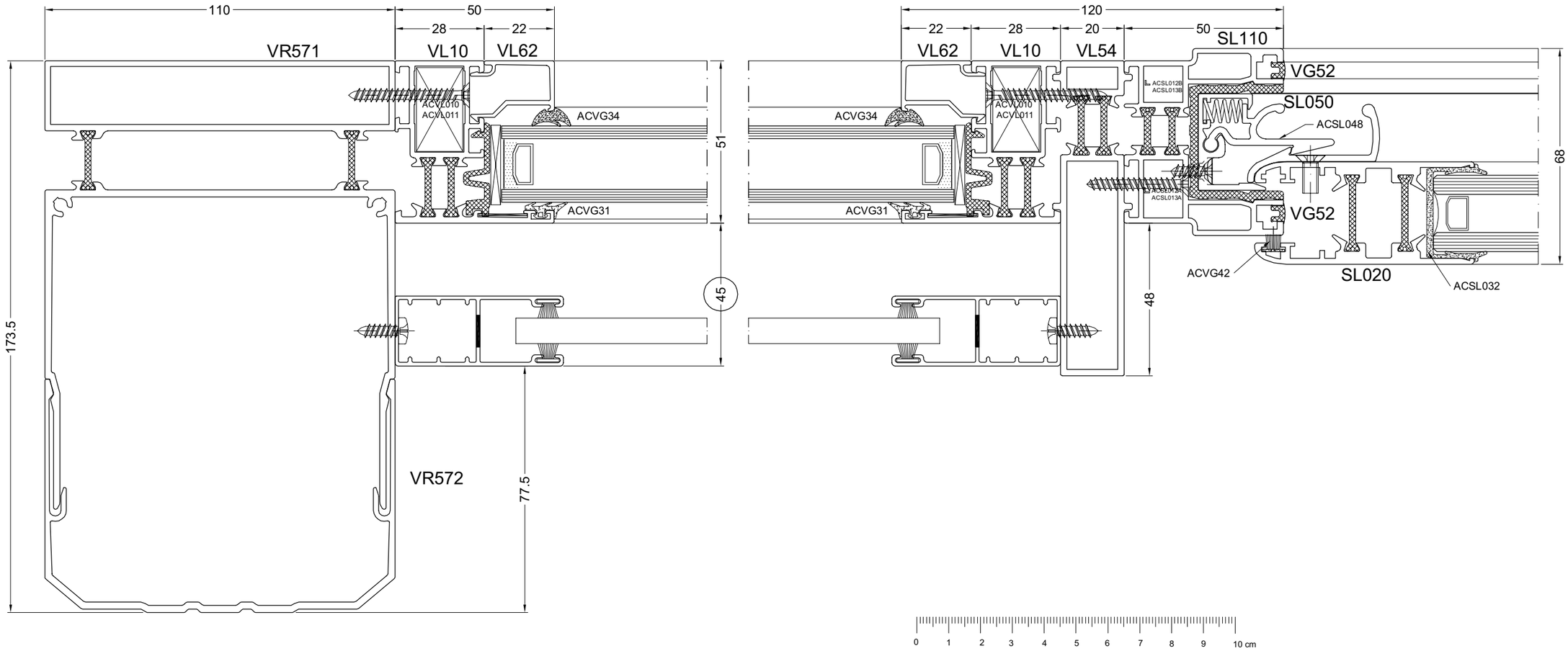

door21a

184 16/7/07

12B

DOORSNEDE - COUPE - SCHNITT - SECTION

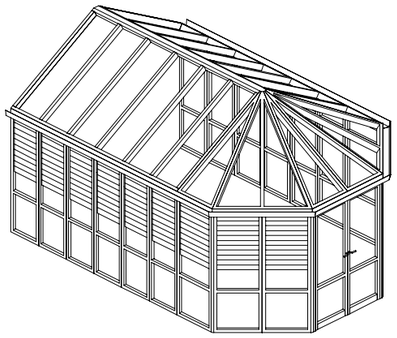

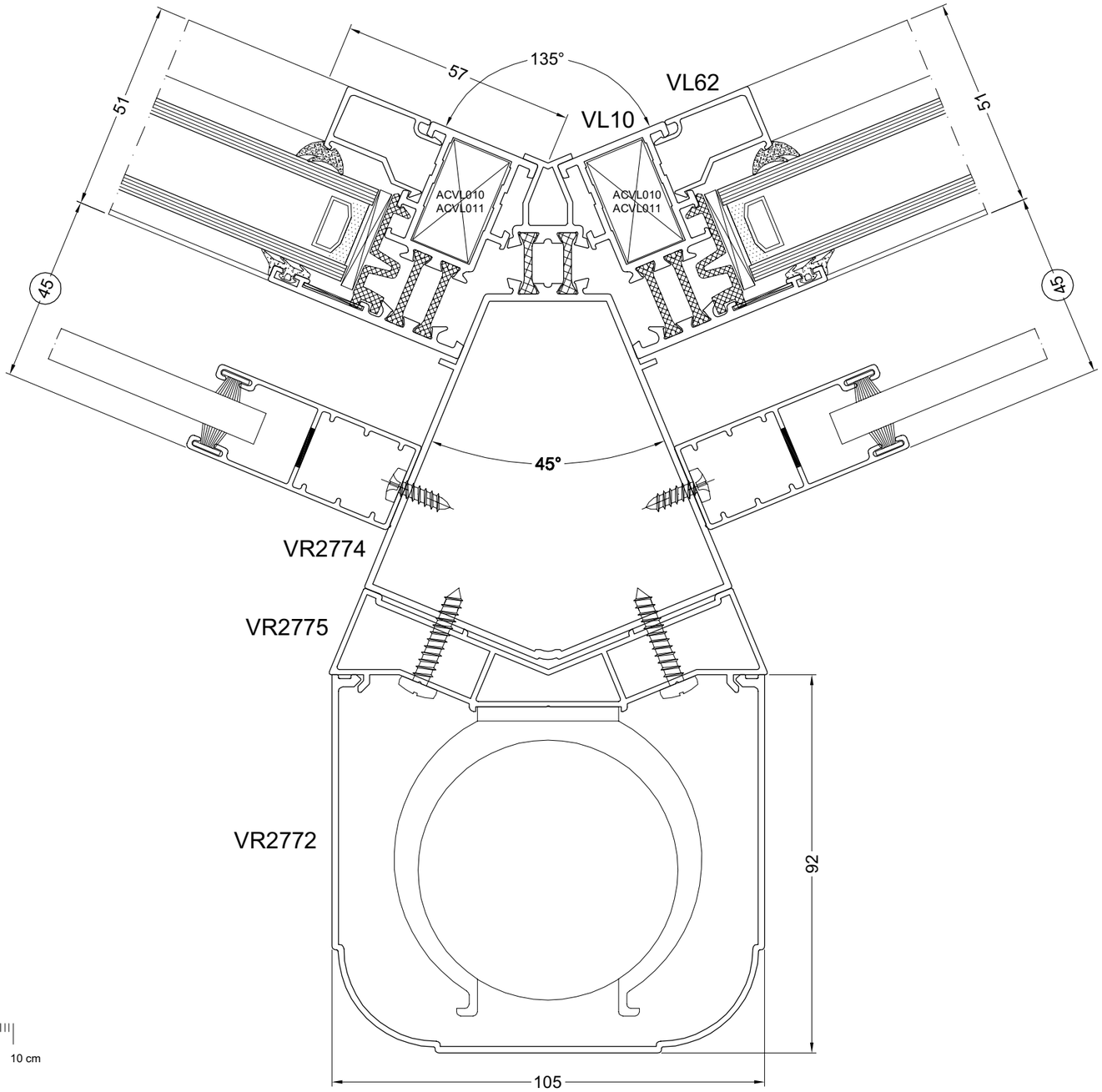

door21c



ZAAGTABELLEN MET DUBBEL GLAS
TABLES DE SCIAGES AVEC DOUBLE VITRAGE
ZUSCHNITT-TABELLEN MIT DOPPEL VERGLAZUNG
SAWING TABLES WITH DOUBLE GLAZING

aliver2000+

smart® SYSTEMS

VERANDA MET DUBBEL GLAS VAN 5° TOT 22°
VERANDA AVEC DOUBLE VITRAGE DE 5° JUSQU'A 22°
WINTERGARTEN MIT DOPPEL VERGLASUNG VON 5° BIS 22°
CONSERVATORY WITH DOUBLE GLAZING FROM 5° UP TO 22°

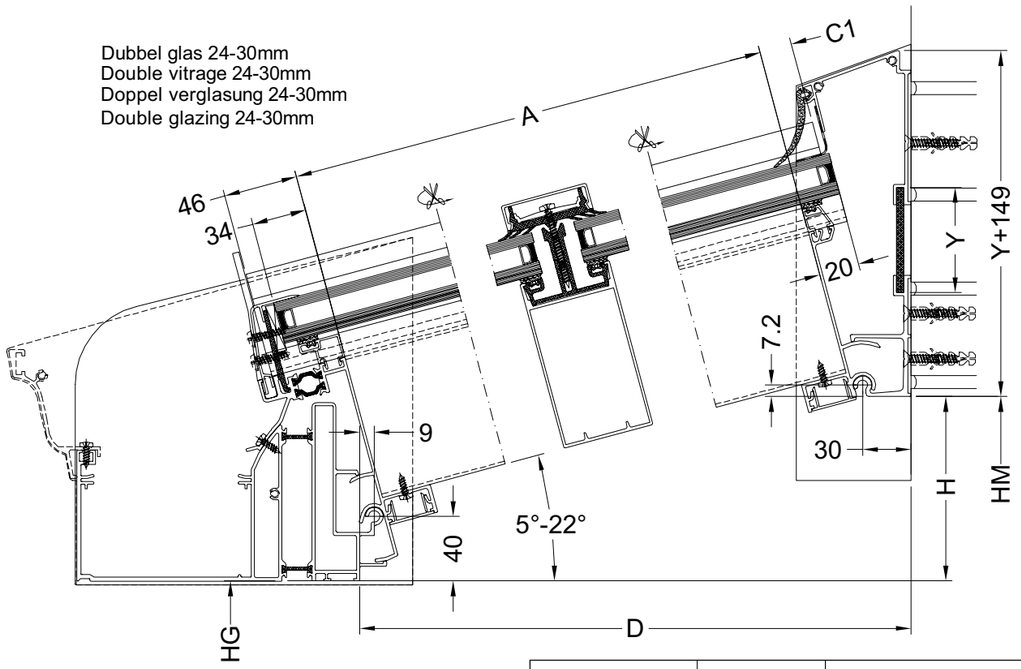

$\alpha = 5°\text{-}15° \rightarrow$ VR2426
$\alpha = 15°\text{-}22° \rightarrow$ VR2427

C1/Y : zie berekeningstabel
C1/Y : voir tableau de calcul
C1/Y : sieh Berechnungstabelle
C1/Y : see calculation table

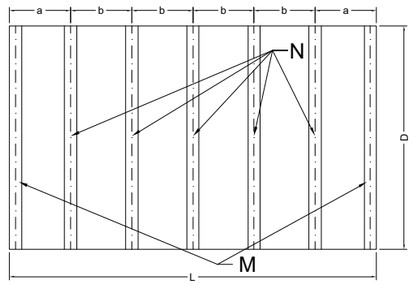

N = Aantal Dakliggers
Nombre de montants
Anzahl Balken
Number of Beams

M = Aantal Zijliggers
Montants de cote
Anzahl Seitenbalken
Number of Sidebeams

** = 2x kozijndiepte
2x epaisseur dormant
2x rahmentiefe
2x frame depth

L	
D	
HM	
HG	
H=HM-HG	
N	
M	
$A=\sqrt{(D-39)^2+(H-32.8)^2}-16$	
$\alpha = \text{ARCTAN}\left[\frac{H-32.8}{D-39}\right]$	

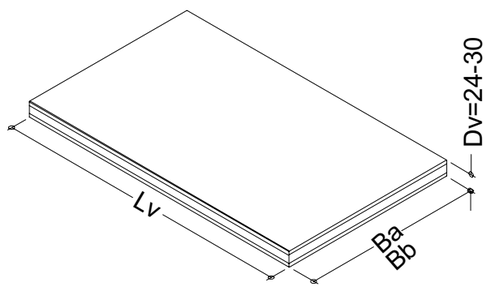

	AANTAL QUANTITE ANZAHL NUMBER	FORMULE FORMULE FORMEL FORMULA
Lv		A+54
Ba	2	a-55
Bb	N-1	b-27

TOEBEHOREN ACCESSOIRES ZUBEHORTEILLE ACCESSORIES	AANTAL QUANTITE ANZAHL NUMBER	FORMULE FORMULE FORMEL FORMULA
ACMC016	2x(N+M)	A+66
ACMC016	1	(VR2021/VR2121)
ACMC016	1	(VR425)
ACVR057	2xN+M	
ACVR140	1	
ACVR2015	N+M	
ACVR202	1	(VR2426/VR2427)
ACDR052	(N+M)x(A+46+C1)/250	
ACDK066	(N+M)x(A+46+C1)/250	
ACVR6xx	L/1000	
ACVR2021/ACVR2023	2	
ACVR2121/ACVR2123		
ACVR2426	2	
ACVR2427		
ACMX09811	1	(VR2426/VR2427)

PROFIELEN PROFILS PROFILE PROFILES	AFBEELDING IMAGE BILD PICTURE	SNEDE COUPE SCHNITT PROFILES	AANTAL QUANTITE ANZAHL NUMBER	FORMULE FORMULE FORMEL FORMULA
VR2021(+VT123)			1	L
VR2121(+VR123)				
VR2017			1	L
VR217			1	L-**
SR014			2	L-**
VR425			1	L-**
VR2426			1	L
VR2427				
VR011N			N	A
VR212			M	A+(105*TANa)
VR514			N+M	A+66
DK154			N+M	A+C1+46
DK052N			N+M	A+C1+46
VR566			N-1	b-53.5
VR566			2	a-82
VR565			N-1	b-53.5
VR565			2	a-82
VR045			2	a-85.5
VR045			N-1	b-57
UTL010			M	A+66

ZAAG1

188 16/7/07

VERANDA MET DUBBEL GLAS VAN 5° TOT 22°
VERANDA AVEC DOUBLE VITRAGE DE 5° JUSQU'A 22°
WINTERGARTEN MIT DOPPEL VERGLASUNG VON 5° BIS 22°
CONSERVATORY WITH DOUBLE GLAZING FROM 5° UP TO 22°

ZAAGTABELLEN - TABLES DE SCIAGES - ZUSCHNITT-TABELLEN - SAWING TABLES

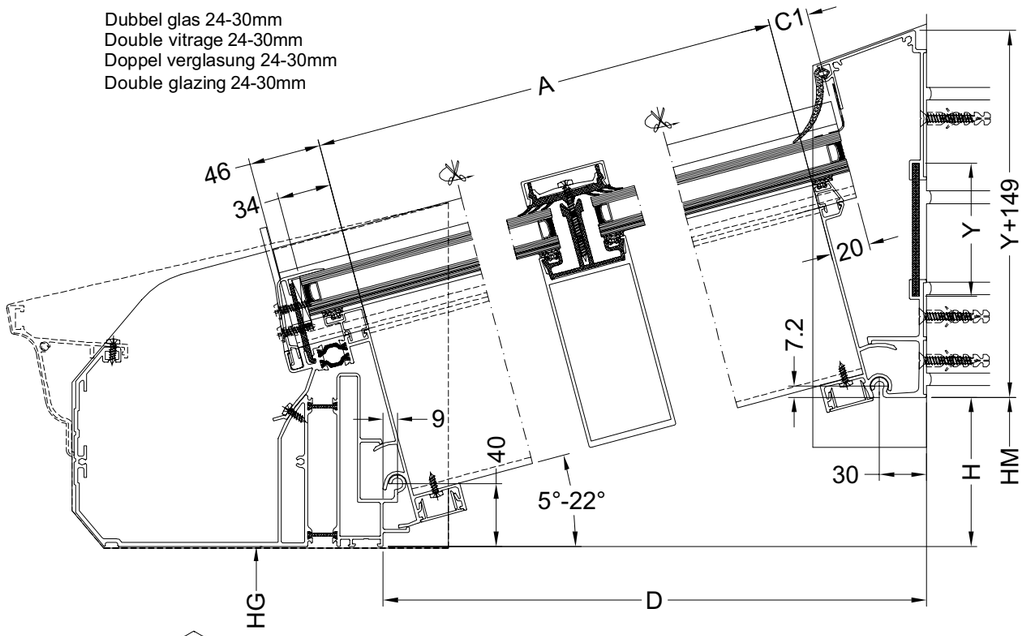

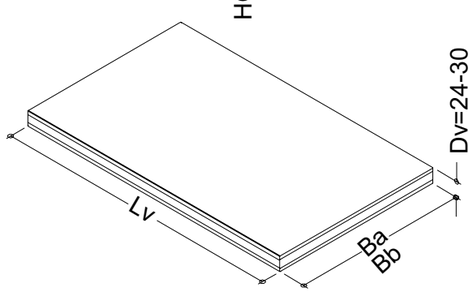

	AANTAL QUANTITE ANZAHL NUMBER	FORMULE FORMULE FORMEL FORMULA
Lv		A+54
Ba	2	a-55
Bb	N-1	b-27

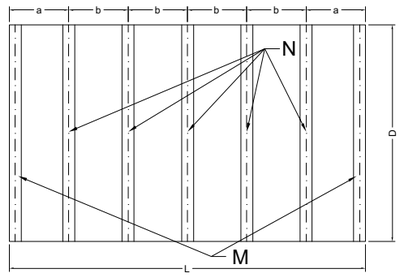

N = Aantal Dakliggers
Nombre de montants
Anzahl Balken
Number of Beams

M = Aantal Zijliggers
Montants de cote
Anzahl Seitenbalken
Number of Sidebeams

** = 2x kozijndiepte
2x epaisseur dormant
2x rahmentiefe
2x frame depth

C1/Y : zie berekeningstabel
C1/Y : voir tableau de calcul
C1/Y : sieh Berechnungstabelle
C1/Y : see calculation table

L
D
HM
HG
H=HM-HG
N
M
$A=\sqrt{(D-39)^2+(H-32.8)^2}-400-16$
$\alpha = \text{ARCTAN}\left[\frac{H-32.8}{D-39}\right]+\text{ARCSIN}\left[\frac{20}{\sqrt{(D-39)^2+(H-32.8)^2}}\right]$

$\alpha = 5°-15° \rightarrow$ VR2426
$\alpha = 15°-22° \rightarrow$ VR2427

TOEBEHOREN ACCESSOIRES ZUBEHORTEILLE ACCESSORIES	AANTAL QUANTITE ANZAHL NUMBER	FORMULE FORMULE FORMEL FORMULA
ACMC016	2x(N+M)	A+66
ACMC016	1	(VR2021/VR2121)
ACMC016	1	(VR425)
ACVR057	2xN+M	
ACVR140	1	
ACVR2015	N+M	
ACVR202	1	(VR2426/VR2427)
ACDR052	(N+M)x(A+46+C1)/250	
ACDK066	(N+M)x(A+46+C1)/250	
ACVR6xx	L/1000	
ACVR2021/ACVR2023	2	
ACVR2121/ACVR2123		
ACVR2426	2	
ACVR2427		
ACMX09811	1	(VR2426/VR2427)

PROFIELEN PROFILS PROFILE PROFILES	AFBEELDING IMAGE BILD PICTURE	SNEDE COUPE SCHNITT PROFILES	AANTAL QUANTITE ANZAHL NUMBER	FORMULE FORMULE FORMEL FORMULA
VR2021(+VT123)			1	L
VR2121(+VR123)				
VR2016			1	L
VR2216			1	L-**
SR014			2	L-**
VR425			1	L-**
VR2426			1	L
VR2427				
VR2011			N	A
VR212			M	A+(105*TANa)
VR514			N+M	A+66
DK154			N+M	A+C1+46
DK052N			N+M	A+C1+46
VR566			N-1	b-53.5
VR566			2	a-82
VR565			N-1	b-53.5
VR565			2	a-82
VR045			2	a-85.5
VR045			N-1	b-57
UTL010			M	A+66

zaag2

aliver2000+

smart® SYSTEMS

BEREKENING C1 / Y VAN 5° TOT 22°
CALCULATION C1 / Y DE 5° JUSQU'A 22°
BERECHNUNG C1 / Y VON 5° BIS 22°
CALCULATION C1 / Y FROM 5° UP TO 22°

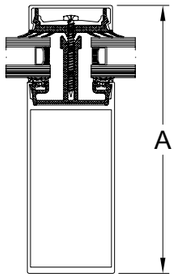

Y	a = 5°-22°						VR2426 / VR426					VR2427 / VR427						
A \ a	5	6	7	8	9	10	11	12	13	14	15	16	17	18	19	20	21	22
140	50	50	50	50	50	50	50	50	50	50	50	45	45	45	45	45	45	45
145	55	55	55	55	55	55	55	55	55	55	55	50	50	50	50	50	50	50
150	60	60	60	60	60	60	60	60	60	60	60	55	55	55	55	55	55	55
155	65	65	65	65	65	65	65	65	65	65	65	60	60	60	60	60	60	60
160	70	70	70	70	70	70	70	70	70	70	70	65	65	65	65	65	65	65
165	75	75	75	75	75	75	75	75	75	75	75	70	70	70	70	70	70	70
170	80	80	80	80	80	80	80	80	80	80	80	75	75	75	75	75	75	75
175	85	85	85	85	85	85	85	85	85	85	85	80	80	80	80	80	80	80
180	90	90	90	90	90	90	90	90	90	90	90	85	85	85	90	90	90	90
185	95	95	95	95	95	95	95	95	95	95	95	90	90	95	95	95	95	95
190	100	100	100	100	100	100	100	100	100	100	100	100	100	100	100	100	100	100
195	105	105	105	105	105	105	105	105	105	105	105	105	105	105	105	105	105	105
200	110	110	110	110	110	110	110	110	110	110	110	110	110	110	110	110	110	110

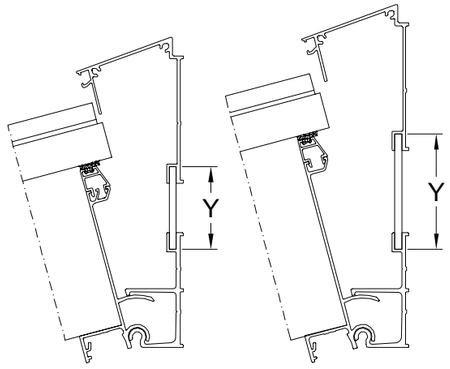

VR217 VR2216

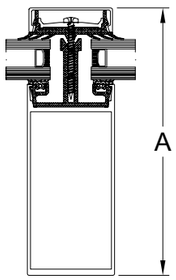

C1	a = 5°-22°						VR2426 / VR426					VR2427 / VR427						
A \ a	5	6	7	8	9	10	11	12	13	14	15	16	17	18	19	20	21	22
140	-8,8	-6,3	-3,8	-1,4	1,1	3,6	6,1	8,6	11,1	13,7	16,2	-13,7	-11,3	-8,8	-6,4	-3,9	-1,5	1
145	-8,3	-5,8	-3,2	-0,7	1,9	4,5	7,1	9,7	12,3	14,9	17,6	-12,2	-9,7	-7,2	-4,7	-2,1	0,5	3,1
150	-7,9	-5,3	-2,6	0	2,7	5,4	8	10,7	13,4	16,2	18,9	-10,8	-8,2	-5,6	-3	-0,3	2,4	5,1
155	-7,5	-4,7	-2	0,7	3,5	6,2	9	11,8	14,6	17,4	20,3	-9,4	-6,7	-4	-1,2	1,5	4,3	7,1
160	-7	-4,2	-1,4	1,4	4,3	7,1	10	12,9	15,8	18,7	21,6	-7,9	-5,1	-2,3	0,5	3,3	6,2	9,1
165	-6,6	-3,7	-0,8	2,1	5,1	8	11	13,9	16,9	19,9	22,9	-6,5	-3,6	-0,7	2,2	5,2	8,1	11,1
170	-6,2	-3,2	-0,2	2,8	5,9	8,9	11,9	15	18,1	21,2	24,3	-5,1	-2,1	0,9	3,9	7	10,1	13,2
175	-5,7	-2,6	0,4	3,5	6,7	9,8	12,9	16	19,2	22,4	25,6	-3,6	-0,6	2,5	5,7	8,8	12	15,2
180	-5,3	-2,1	1,1	4,2	7,4	10,6	13,9	17,1	20,4	23,7	27	-2,2	1	4,2	7,4	10,6	13,9	17,2
185	-4,9	-1,6	1,7	5	8,2	11,5	14,8	18,2	21,5	24,9	28,3	-0,8	2,5	5,8	9,1	12,4	15,8	19,2
190	-4,4	-1,1	2,3	5,7	9	12,4	15,8	19,2	22,7	26,1	29,6	0,7	4	7,4	10,8	14,3	17,7	21,2
195	-4	-0,5	2,9	6,4	9,8	13,3	16,8	20,3	23,8	27,4	31	2,1	5,6	9	12,5	16,1	19,7	23,3
200	-3,5	0	3,5	7,1	10,6	14,2	17,8	21,4	25	28,6	32,3	3,5	7,1	10,7	14,3	17,9	21,6	25,3

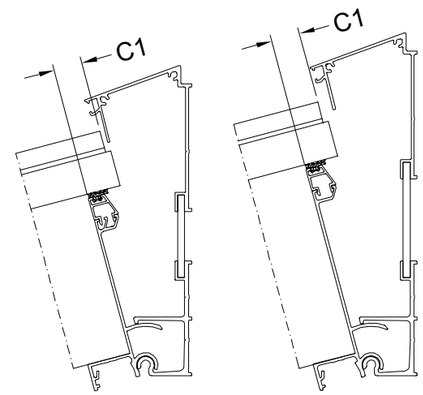

VR217 VR2216

tabel1

190 16/7/07

VERANDA MET DUBBEL GLAS VAN 22° TOT 45°
VERANDA AVEC DOUBLE VITRAGE DE 22° JUSQU'A 45°
WINTERGARTEN MIT DOPPEL VERGLASUNG VON 22° BIS 45°
CONSERVATORY WITH DOUBLE GLAZING FROM 22° UP TO 45°

ZAAGTABELLEN - TABLES DE SCIAGES - ZUSCHNITT-TABELLEN - SAWING TABLES

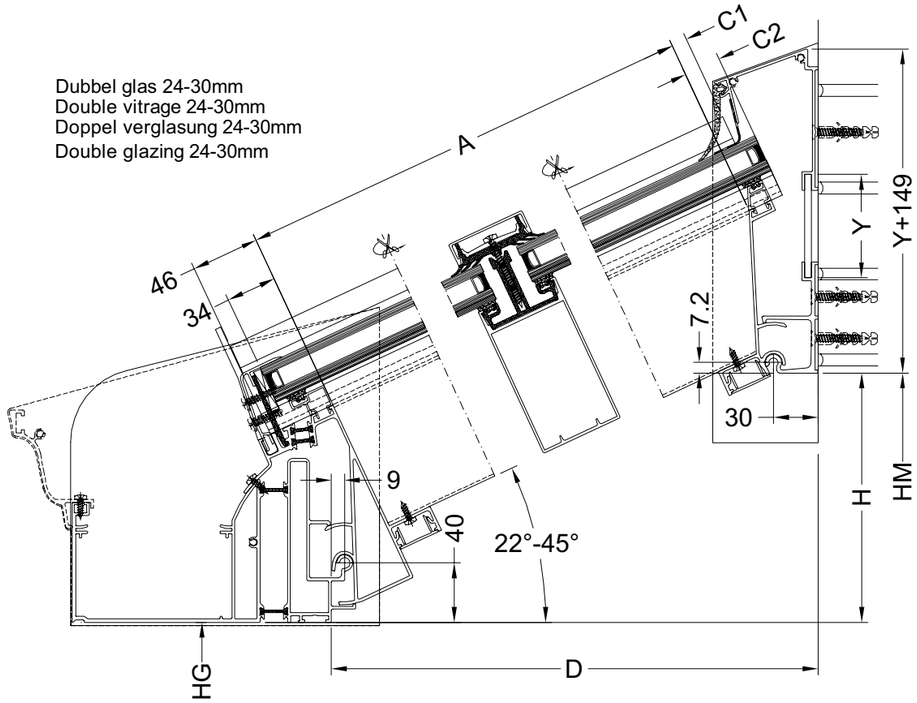

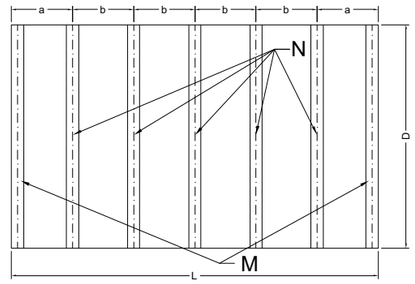

N = Aantal Dakliggers
Nombre de montants
Anzahl Balken
Number of Beams

M = Aantal Zijliggers
Montants de cote
Anzahl Seitenbalken
Number of Sidebeams

** = 2x kozijndiepte
2x epaisseur dormant
2x rahmentiefe
2x frame depth

L
D
HM
HG
H=HM-HG
N
M
$A=\sqrt{(D-39)^2+(H-32.8)^2}-9.7$
$\alpha = \text{ARCTAN}\left[\frac{H-32.8}{D-39}\right]$

$\alpha =$ 22°-30° → VR2426
$\alpha =$ 31°-45° → VR2427

C1/Y : zie berekeningstabel
C1/Y : voir tableau de calcul
C1/Y : sieh Berechnungstabelle
C1/Y : see calculation table

	C2
22°-25°	25
26°-30°	35
31°-35°	25
36°-40°	35
41°-45°	50

PROFIELEN PROFILS PROFILE PROFILES	AFBEELDING IMAGE BILD PICTURE	SNEDE COUPE SCHNITT PROFILES	AANTAL QUANTITE ANZAHL NUMBER	FORMULE FORMULE FORMEL FORMULA
VR2021(+VT123)			1	L
VR2121(+VR123)				
VR2117			1	L
VR218			1	L-**
SR014			2	L-**
VR425			1	L-**
VR2426			1	L
VR2427				
VR011N			N	A+6
VR212			M	A+6
VR514			N+M	A+46+C2
DK154			N+M	A+C1+46
DK052N			N+M	A+C1+46
VR566			N-1	b-53.5
VR566			2	a-82
VR565			N-1	b-53.5
VR565			2	a-82
VR045			2	a-85.5
VR045			N-1	b-57
UTL010			M	A+46+C2

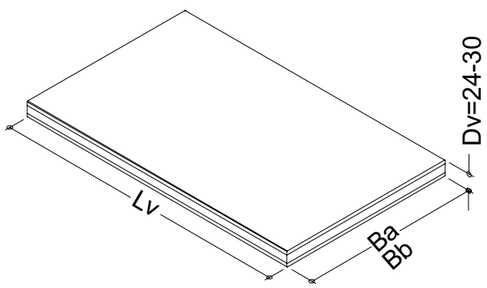

	AANTAL QUANTITE ANZAHL NUMBER	FORMULE FORMULE FORMEL FORMULA
Lv		A+34+C2
Ba	2	a-55
Bb	N-1	b-27

TOEBEHOREN ACCESSOIRES ZUBEHORTEILLE ACCESSORIES	AANTAL QUANTITE ANZAHL NUMBER	FORMULE FORMULE FORMEL FORMULA
ACMC016	2x(N+M)	A+46+C2
ACMC016	1	(VR2021/VR2121)
ACMC016	1	(VR425)
ACVR057	2xN+M	
ACVR140	1	
ACVR2015	N+M	
ACMS02	1	(VR2427)
ACDR052	(N+M)x(A+46+C1)/250	
ACDK066	(N+M)x(A+46+C1)/250	
ACVR6xx	L/1000	
ACVR2021/ACVR2023		2
ACVR2121/ACVR2123		
ACVR2427	2	
ACMX09811	1	(VR2427)

zaag3

aliver2000+

smart® SYSTEMS

VERANDA MET DUBBEL GLAS VAN 22° TOT 45°
VERANDA AVEC DOUBLE VITRAGE DE 22° JUSQU'A 45°
WINTERGARTEN MIT DOPPEL VERGLASUNG VON 22° BIS 45°
CONSERVATORY WITH DOUBLE GLAZING FROM 22° UP TO 45°

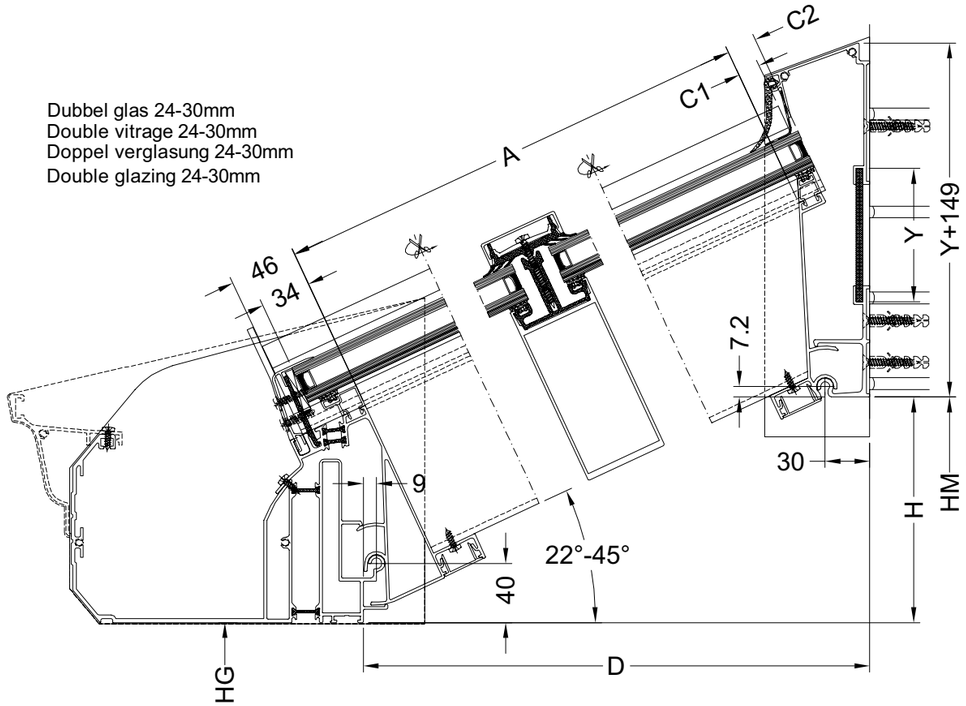

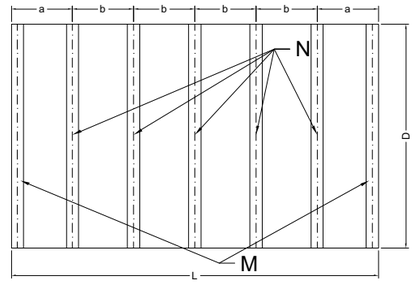

N = Aantal Dakliggers
Nombre de montants
Anzahl Balken
Number of Beams

M = Aantal Zijliggers
Montants de cote
Anzahl Seitenbalken
Number of Sidebeams

** = 2x kozijndiepte
2x epaisseur dormant
2x rahmentiefe
2x frame depth

L
D
HM
HG
H=HM-HG
N
M
$A=\sqrt{(D-39)^2+(H-32.8)^2-400}-1.9$
$\alpha = \text{ARCTAN}\left[\frac{H-32.8}{D-39}\right]+\text{ARCSIN}\left[\frac{20}{\sqrt{(D-39)^2+(H-32.8)^2}}\right]$

C1/Y : zie berekeningstabel
C1/Y : voir tableau de calcul
C1/Y : sieh Berechnungstabelle
C1/Y : see calculation table

$\alpha = 22°\text{-}30° \rightarrow$ VR2426
$\alpha = 31°\text{-}45° \rightarrow$ VR2427

	C2
22°-25°	25
26°-30°	35
31°-35°	25
36°-40°	35
41°-45°	50

PROFIELEN PROFILS PROFILE PROFILES	AFBEELDING IMAGE BILD PICTURE	SNEDE COUPE SCHNITT PROFILES	AANTAL QUANTITE ANZAHL NUMBER	FORMULE FORMULE FORMEL FORMULA
VR2021(+VT123)			1	L
VR2121(+VR123)				
VR2116			1	L
VR2217			1	L-**
SR014			2	L-**
VR425			1	L-**
VR2426			1	L
VR2427				
VR2011			N	A+6.3
VR212			M	A+6.3
VR514			N+M	A+46+C2
DK154			N+M	A+C1+46
DK052N			N+M	A+C1+46
VR566			N-1	b-53.5
VR566			2	a-82
VR565			N-1	b-53.5
VR565			2	a-82
VR045			2	a-85.5
VR045			N-1	b-57
UTL010			M	A+46+C2

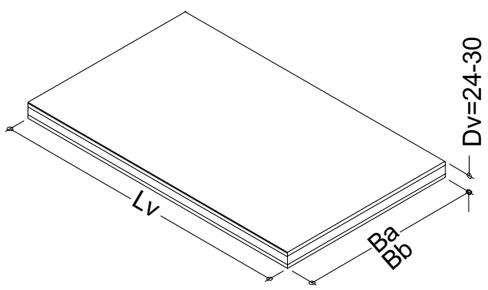

	AANTAL QUANTITE ANZAHL NUMBER	FORMULE FORMULE FORMEL FORMULA
Lv		A+34+C2
Ba	2	a-55
Bb	N-1	b-27

TOEBEHOREN ACCESSOIRES ZUBEHORTEILLE ACCESSORIES	AANTAL QUANTITE ANZAHL NUMBER	FORMULE FORMULE FORMEL FORMULA
ACMC016	2x(N+M)	A+46+C2
ACMC016	1	(VR2021/VR2121)
ACMC016	1	(VR425)
ACVR057	2xN+M	
ACVR140	1	
ACVR2015	N+M	
ACMS02	1	(VR2426/VR2427)
ACDR052	(N+M)x(A+46+C1)/250	
ACDK066	(N+M)x(A+46+C1)/250	
ACVR6xx	L/1000	
ACVR2021/ACVR2023	2	
ACVR2121/ACVR2123		
ACVR2426	2	
ACVR2427		
ACMX09811	1	(VR2426/VR2427)

ZAAG4

192 16/7/07

BEREKENING C1 / Y VAN 22° TOT 45°
CALCULATION C1 / Y DE 22° JUSQU'A 45°
BERECHNUNG C1 / Y VON 22° BIS 45°
CALCULATION C1 / Y FROM 22° UP TO 45°

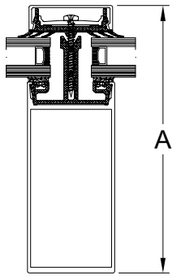

Y	a = 22°-35°					VR217+VR2427 / VR427								
A \ a	22	23	24	25	26	27	28	29	30	31	32	33	34	35
140	50	50	50	50	50	50	50	55	55	55	55	55	55	55
145	55	55	55	55	55	55	60	60	60	60	60	60	60	65
150	60	60	60	60	60	65	65	65	65	65	65	65	70	70
155	65	65	65	65	70	70	70	70	70	70	70	75	75	75
160	70	70	70	75	75	75	75	75	75	75	80	80	80	80
165	75	75	80	80	80	80	80	80	80	85	85	85	85	90
170	80	85	85	85	85	85	85	85	90	90	90	90	95	95
175	90	90	90	90	90	90	90	95	95	95	95	95	100	100
180	95	95	95	95	95	95	95	100	100	100	100	105	105	105
185	100	100	100	100	100	100	105	105	105	105	110	110	110	110
190	105	105	105	105	105	110	110	110	110	110	115	115	115	120
195	110	110	110	110	110	115	115	115	115	120	120	120	125	125
200	115	115	115	115	120	120	120	120	120	125	125	125	130	130

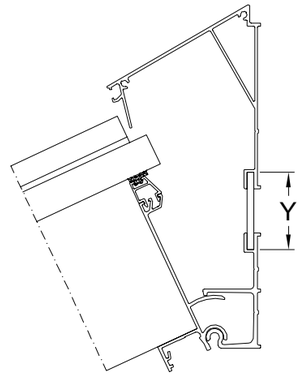

VR217

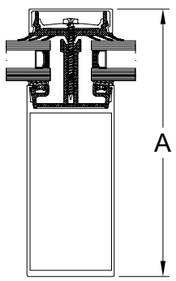

C1	a = 22°-35°					VR217+VR2427 / VR427								
A \ a	22	23	24	25	26	27	28	29	30	31	32	33	34	35
140	2,9	5,5	8,2	10,8	13,5	16,3	19,1	21,9	24,8	27,8	30,8	33,8	36,9	40,1
145	4,9	7,6	10,4	13,2	16	18,9	21,8	24,7	27,7	30,8	33,9	37,1	40,3	43,6
150	6,9	9,7	12,6	15,5	18,4	21,4	24,4	27,5	30,6	33,8	37	40,3	43,7	47,1
155	8,9	11,9	14,8	17,8	20,9	23,9	27,1	30,3	33,5	36,8	40,1	43,5	47	50,6
160	11	14	17,1	20,2	23,3	26,5	29,7	33	36,4	39,8	43,3	46,8	50,4	54,1
165	13	16,1	19,3	22,5	25,7	29	32,4	35,8	39,3	42,8	46,4	50	53,8	57,6
170	15	18,2	21,5	24,8	28,2	31,6	35	38,6	42,1	45,8	49,5	53,3	57,2	61,1
175	17	20,4	23,7	27,2	30,6	34,1	37,7	41,3	45	48,8	52,6	56,5	60,5	64,6
180	19	22,5	26	29,5	33,1	36,7	40,4	44,1	47,9	51,8	55,7	59,8	63,9	68,1
185	21,1	24,6	28,2	31,8	35,5	39,2	43	46,9	50,8	54,8	58,9	63	67,3	71,6
190	23,1	26,7	30,4	34,1	37,9	41,8	45,7	49,7	53,7	57,8	62	66,3	70,6	75,1
195	25,1	28,8	32,6	36,5	40,4	44,3	48,3	52,4	56,6	60,8	65,1	69,5	74	78,6
200	27,1	31	34,9	38,8	42,8	46,9	51	55,2	59,5	63,8	68,2	72,8	77,4	82,1

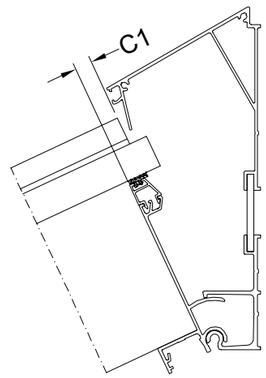

VR217

tabel2

aliver2000+

smart® SYSTEMS

BEREKENING C1 / Y VAN 22° TOT 45°
CALCULATION C1 / Y DE 22° JUSQU'A 45°
BERECHNUNG C1 / Y VON 22° BIS 45°
CALCULATION C1 / Y FROM 22° UP TO 45°

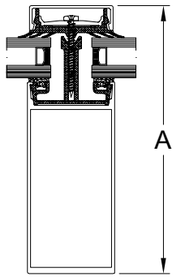

Y	a = 22°-45°			VR2217 + VR2426 / VR426						VR2217 + VR2427 / VR427														
A \ a	22	23	24	25	26	27	28	29	30	31	32	33	34	35	36	37	38	39	40	41	42	43	44	45
140	50	50	50	50	50	50	55	55	55	45	45	45	45	45	50	50	50	50	55	55	55	60	60	60
145	55	55	55	55	55	60	60	60	60	50	50	50	55	55	55	55	55	60	60	60	65	65	65	70
150	60	60	60	60	65	65	65	65	65	55	55	60	60	60	60	60	65	65	65	70	70	70	75	75
155	65	65	65	65	70	70	70	70	75	60	65	65	65	65	65	70	70	70	75	75	75	80	80	85
160	70	70	70	70	75	75	75	75	80	70	70	70	70	70	75	75	75	80	80	80	85	85	90	90
165	75	75	75	80	80	80	80	85	85	75	75	75	75	80	80	80	80	85	85	90	90	90	95	95
170	80	80	80	85	85	85	85	90	90	80	80	80	85	85	85	85	90	90	95	95	95	100	100	105
175	85	85	85	90	90	90	95	95	95	85	85	85	90	90	90	95	95	95	100	100	105	105	110	110
180	90	90	95	95	95	95	100	100	100	90	90	95	95	95	100	100	100	105	105	110	110	115	115	120
185	95	95	100	100	100	100	105	105	105	95	100	100	100	100	105	105	110	110	110	115	115	120	125	125
190	100	105	105	105	105	110	110	110	115	105	105	105	105	110	110	110	115	115	120	120	125	125	130	135
195	105	110	110	110	110	115	115	115	120	110	110	110	115	115	115	120	120	125	125	130	130	135	135	140
200	110	115	115	115	120	120	120	125	125	115	115	115	120	120	125	125	125	130	130	135	135	140	145	145

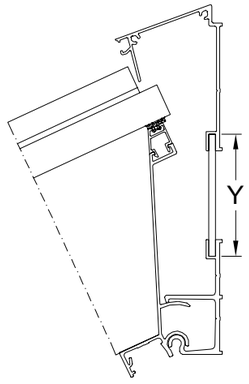

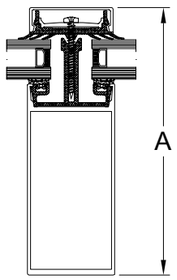

C1	a = 22°-45°			VR2217 + VR2426 / VR426						VR2217 + VR2427 / VR427														
A \ a	22	23	24	25	26	27	28	29	30	31	32	33	34	35	36	37	38	39	40	41	42	43	44	45
140	-11,1	-8,4	-5,7	-2,9	0	2,9	5,8	8,8	11,9	-21,9	-19,1	-16,3	-13,4	-10,5	-7,4	-4,4	-1,2	2	5,4	8,8	12,3	15,9	19,7	23,5
145	-9,1	-6,3	-3,4	-0,5	2,4	5,4	8,5	11,6	14,7	-18,9	-16	-13	-10	-7	-3,8	-0,6	2,7	6,1	9,6	13,1	16,8	20,6	24,5	28,5
150	-7,1	-4,2	-1,2	1,8	4,8	7,9	11,1	14,3	17,6	-15,9	-12,9	-9,8	-6,7	-3,5	-0,2	3,2	6,6	10,1	13,8	17,5	21,3	25,3	29,3	33,5
155	-5,1	-2,1	1	4,1	7,3	10,5	13,8	17,1	20,5	-12,9	-9,7	-6,6	-3,3	0	3,5	6,9	10,5	14,2	18	21,8	25,8	29,9	34,2	38,5
160	-3	0,1	3,2	6,5	9,7	13	16,4	19,9	23,4	-9,9	-6,6	-3,3	0,1	3,5	7,1	10,7	14,4	18,2	22,1	26,2	30,3	34,6	39	43,5
165	-1	2,2	5,5	8,8	12,2	15,6	19,1	22,7	26,3	-6,9	-3,5	-0,1	3,5	7	10,7	14,5	18,3	22,3	26,3	30,5	34,8	39,2	43,8	48,5
170	1	4,3	7,7	11,1	14,6	18,1	21,7	25,4	29,2	-3,9	-0,4	3,2	6,8	10,5	14,3	18,2	22,2	26,3	30,5	34,9	39,3	43,9	48,6	53,5
175	3	6,4	9,9	13,4	17	20,7	24,4	28,2	32,1	-0,9	2,7	6,4	10,2	14	18	22	26,1	30,4	34,7	39,2	43,8	48,6	53,5	58,5
180	5	8,6	12,1	15,8	19,5	23,2	27,1	31	35	2,1	5,9	9,7	13,6	17,5	21,6	25,8	30	34,4	38,9	43,6	48,3	53,2	58,3	63,5
185	7,1	10,7	14,4	18,1	21,9	25,8	29,7	33,7	37,8	5,1	9	12,9	16,9	21	25,2	29,5	34	38,5	43,1	47,9	52,8	57,9	63,1	68,5
190	9,1	12,8	16,6	20,4	24,4	28,3	32,4	36,5	40,7	8,1	12,1	16,2	20,3	24,5	28,9	33,3	37,9	42,5	47,3	52,3	57,3	62,6	68	73,5
195	11,1	14,9	18,8	22,8	26,8	30,9	35	39,3	43,6	11,2	15,2	19,4	23,7	28,1	32,5	37,1	41,8	46,6	51,5	56,6	61,8	67,2	72,8	78,5
200	13,1	17,1	21	25,1	29,2	33,4	37,7	42,1	46,5	14,2	18,4	22,7	27,1	31,6	36,1	40,9	45,7	50,6	55,7	60,9	66,3	71,9	77,6	83,5

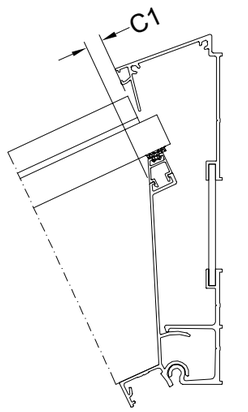

tabel3

194 16/7/07



ZAAGTABELLEN MET POLYCARBONAAT
TABLES DE SCIAGES AVEC POLYCARBONATE
ZUSCHNITT-TABELLEN MIT POLYCARBONAT
SAWING TABLES WITH POLYCARBONATE

aliver2000+

smart® SYSTEMS

VERANDA MET POLYCARBONAAT VAN 5° TOT 22°
VERANDA AVEC POLYCARBONATE DE 5° JUSQU'A 22°
WINTERGARTEN MIT POLYCARBONAT VON 5° BIS 22°
CONSERVATORY WITH POLYCARBONATE FROM 5° UP TO 22°

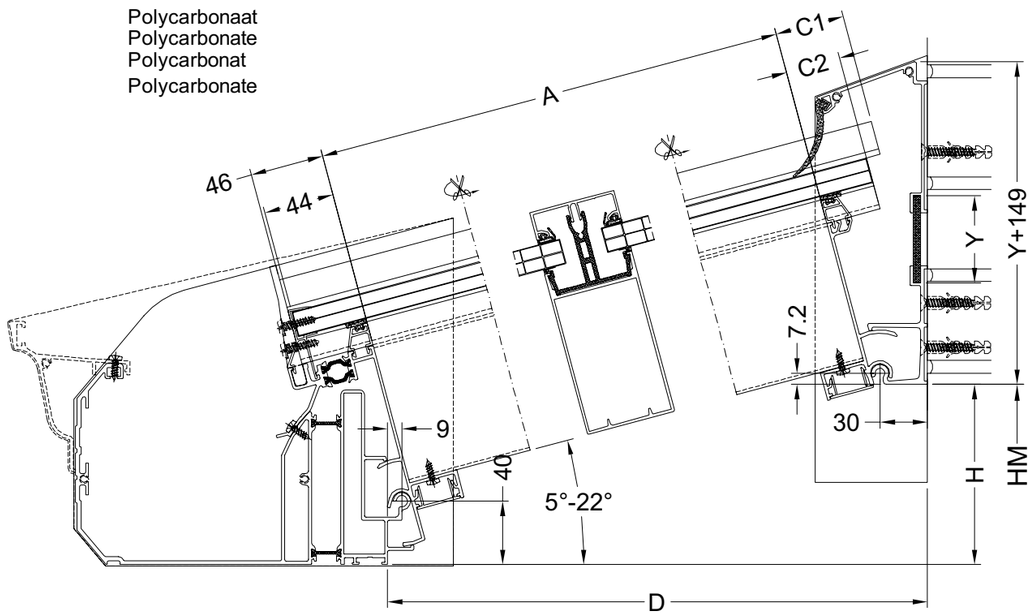

$\alpha = 5°\text{-}15° \rightarrow$ VR426
$\alpha = 15°\text{-}22° \rightarrow$ VR427

C1/C2/Y : zie berekeningstabel
C1/C2/Y : voir tableau de calcul
C1/C2/Y : sieh Berechnungstabelle
C1/C2/Y : see calculation table

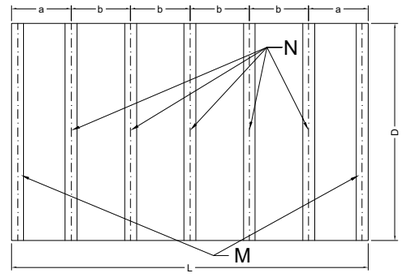

N = Aantal Dakliggers
Nombre de montants
Anzahl Balken
Number of Beams

M = Aantal Zijliggers
Montants de cote
Anzahl Seitenbalken
Number of Sidebeams

** = 2x kozijndiepte
2x epaisseur dormant
2x rahmentiefe
2x frame depth

L	
D	
HM	
HG	
H=HM-HG	
N	
M	
$A=\sqrt{(D-39)^2+(H-32.8)^2-16}$	
$\alpha = \text{ARCTAN}\left[\frac{H-32.8}{D-39}\right]$	

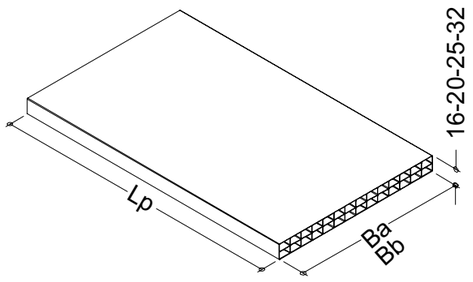

	AANTAL QUANTITE ANZAHL NUMBER	FORMULE FORMULE FORMEL FORMULA
Lp		A+C2+44
Ba	2	a-55
Bb	N-1	b-27

TOEBEHOREN ACCESSOIRES ZUBEHORTEILLE ACCESSORIES	AANTAL QUANTITE ANZAHL NUMBER	FORMULE FORMULE FORMEL FORMULA
ACVR201	2x(N+M)	A+C1+46
ACMC016	1	(VR2021/VR2121)
ACMC016	1	(VR425)
ACVR202	1	(VR426/VR427)
ACVR6xx	L/1000	
ACVR2021/ACVR2023	2	
ACVR2121/ACVR2123		
ACVR2426	2	
ACVR2427		

Polycarbonaat Polycarbonate Polycarbonat Polycarbonate	16mm 20mm 25mm	32mm		
	ACVR1015	ACVR2015	N+M	

PROFIELEN PROFILS PROFILE PROFILES	AFBEELDING IMAGE BILD PICTURE	SNEDE COUPE SCHNITT PROFILES	AANTAL QUANTITE ANZAHL NUMBER	FORMULE FORMULE FORMEL FORMULA
VR2021(+VT123)			1	L
VR2121(+VR123)				
VR2017			1	L
VR217			1	L-**
VR425			1	L-**
VR426			1	L
VR427				
VR011N			N	A
VR212			M	A+(105*TANa)
VR515			M	A+C2+46
VR515A			N	A+C2+46
VR565			2*(N-1)	b-53.5
VR565			4	a-82

Polycarbonaat Polycarbonate Polycarbonat Polycarbonate	16mm	20mm	25mm	32mm				
	VR030	VR034	VR036	VR032			N	A+C1+46
	VR031	VR035	VR037	VR033			M	A+C1+46
	VR1040	VR1042	VR1043	VR1041			N-1	b-27
	VR1040	VR1042	VR1043	VR1041			2	a-55

ZAAG5

196 16/7/07

VERANDA MET POLYCARBONAAT VAN 5° TOT 22°
VERANDA AVEC POLYCARBONATE DE 5° JUSQU'A 22°
WINTERGARTEN MIT POLYCARBONAT VON 5° BIS 22°
CONSERVATORY WITH POLYCARBONATE FROM 5° UP TO 22°

Polycarbonaat
Polycarbonate
Polycarbonat
Polycarbonate

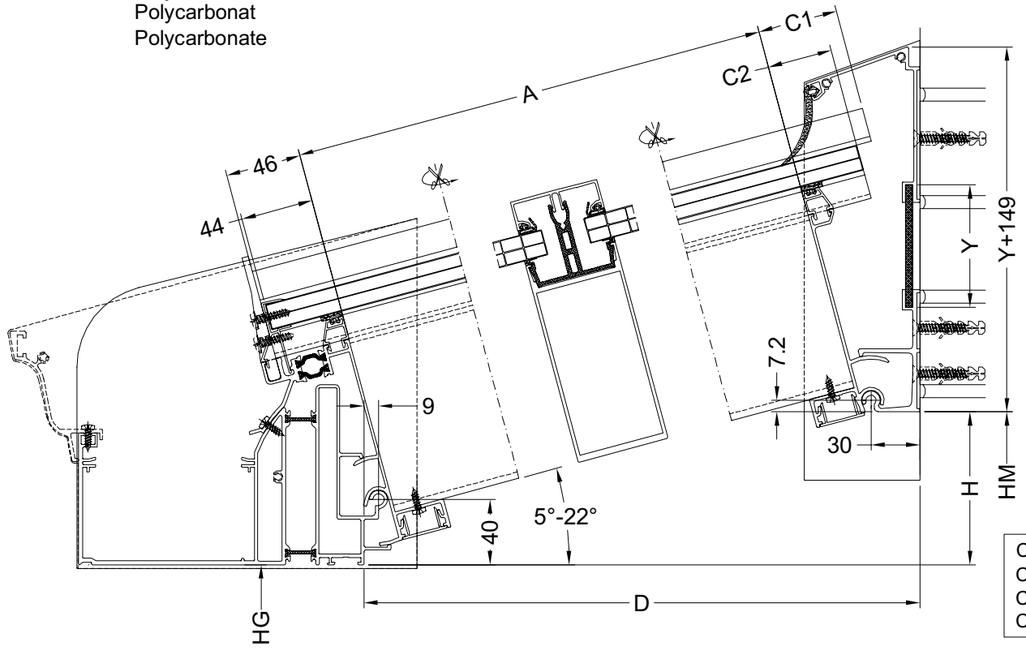

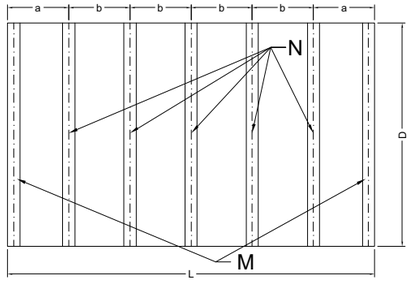

N = Aantal Dakliggers
Nombre de montants
Anzahl Balken
Number of Beams

M = Aantal Zijliggers
Montants de cote
Anzahl Seitenbalken
Number of Sidebeams

** = 2x kozijndiepte
2x epaisseur dormant
2x rahmentiefe
2x frame depth

L
D
HM
HG
H=HM-HG
N
M
$A=\sqrt{(D-39)^2+(H-32.8)^2-400}-16$
$\alpha = \text{ARCTAN}\left[\frac{H-32.8}{D-39}\right]+\text{ARCSIN}\left[\frac{20}{\sqrt{(D-39)^2+(H-32.8)^2}}\right]$

$\alpha = 5°\text{-}15° \longrightarrow$ VR426
$\alpha = 15°\text{-}22° \longrightarrow$ VR427

C1/C2/Y : zie berekeningstabel
C1/C2/Y : voir tableau de calcul
C1/C2/Y : sieh Berechnungstabelle
C1/C2/Y : see calculation table

PROFIELEN PROFILS PROFILE PROFILES	AFBEELDING IMAGE BILD PICTURE	SNEDE COUPE SCHNITT PROFILES	AANTAL QUANTITE ANZAHL NUMBER	FORMULE FORMULE FORMEL FORMULA
VR2021(+VT123)			1	L
VR2121(+VR123)				
VR2016			1	L
VR2216			1	L-**
VR425			1	L-**
VR426			1	L
VR427				
VR2011			N	A
VR212			M	A+(105*TANa)
VR515			M	A+C2+46
VR515A			N	A+C2+46
VR565			2*(N-1)	b-53.5
VR565			4	a-82

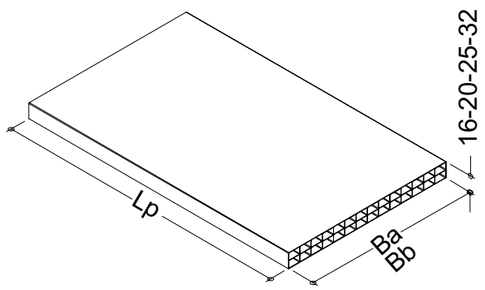

	AANTAL QUANTITE ANZAHL NUMBER	FORMULE FORMULE FORMEL FORMULA
Lp		A+C2+44
Ba	2	a-55
Bb	N-1	b-27

TOEBEHOREN ACCESSOIRES ZUBEHORTEILLE ACCESSORIES	AANTAL QUANTITE ANZAHL NUMBER	FORMULE FORMULE FORMEL FORMULA
ACVR201	2x(N+M)	A+C1+46
ACMC016	1	(VR2021/VR2121)
ACMC016	1	(VR425)
ACVR202	1	(VR426/VR427)
ACVR6xx	L/1000	
ACVR2021/ACVR2023	2	
ACVR2121/ACVR2123		
ACVR2426	2	
ACVR2427		

Polycarbonaat Polycarbonate Polycarbonat Polycarbonate	16mm 20mm 25mm	32mm		
	ACVR1015	ACVR2015	N+M	

Polycarbonaat Polycarbonate Polycarbonat Polycarbonate	16mm	20mm	25mm	32mm				
	VR030	VR034	VR036	VR032			N	A+C1+46
	VR031	VR035	VR037	VR033			M	A+C1+46
	VR1040	VR1042	VR1043	VR1041			N-1	b-27
	VR1040	VR1042	VR1043	VR1041			2	a-55

ZAAG6

aliver2000+

smart® SYSTEMS

VERANDA MET POLYCARBONAAT VAN 22° TOT 45°
VERANDA AVEC POLYCARBONATE DE 22° JUSQU'A 45°
WINTERGARTEN MIT POLYCARBONAT VON 22° BIS 45°
CONSERVATORY WITH POLYCARBONATE FROM 22° UP TO 45°

Polycarbonaat
Polycarbonate
Polycarbonat
Polycarbonate

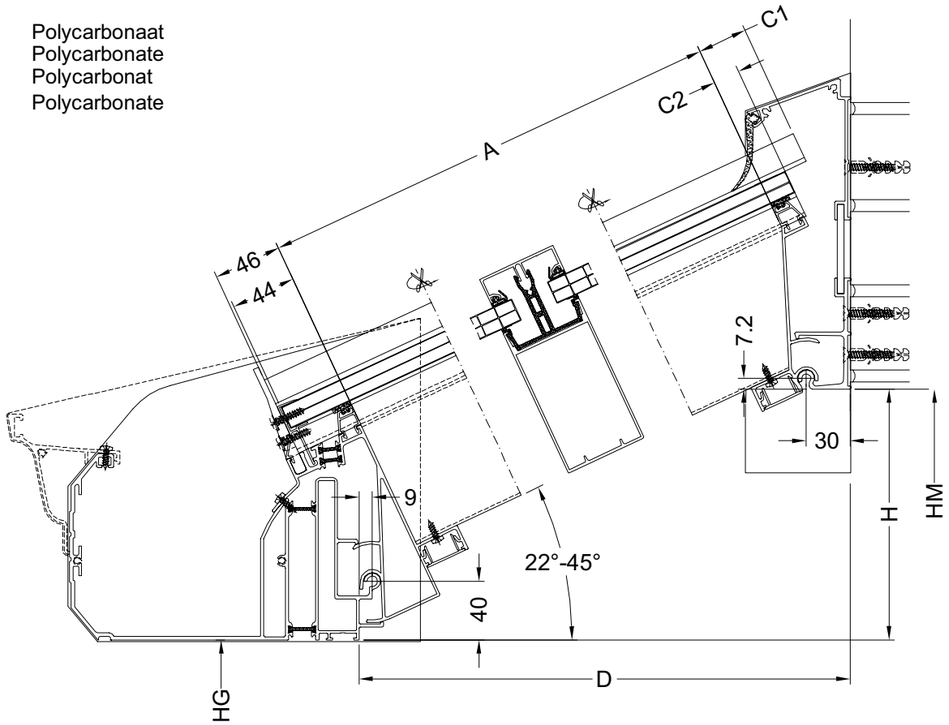

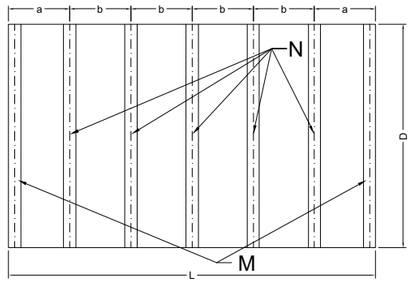

N = Aantal Dakliggers
Nombre de montants
Anzahl Balken
Number of Beams

M = Aantal Zijliggers
Montants de cote
Anzahl Seitenbalken
Number of Sidebeams´

** = 2x kozijndiepte
2x epaisseur dormant
2x rahmentiefe
2x frame depth

L
D
HM
HG
H=HM-HG
N
M
$A=\sqrt{(D-39)^2+(H-32.8)^2}-9.7$
$\alpha = \text{ARCTAN}\left[\frac{H-32.8}{D-39}\right]$

C1/C2/Y : zie berekeningstabel
C1/C2/Y : voir tableau de calcul
C1/C2/Y : sieh Berechnungstabelle
C1/C2/Y : see calculation table

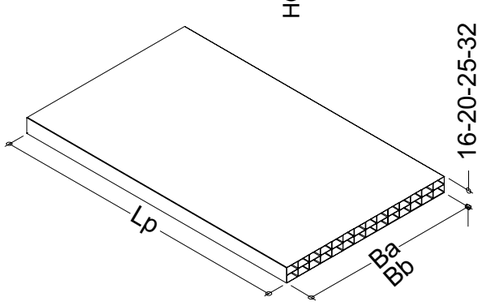

	AANTAL QUANTITE ANZAHL NUMBER	FORMULE FORMULE FORMEL FORMULA
Lp		A+C2+44
Ba	2	a-55
Bb	N-1	b-27

TOEBEHOREN ACCESSOIRES ZUBEHORTEILLE ACCESSORIES	AANTAL QUANTITE ANZAHL NUMBER	FORMULE FORMULE FORMEL FORMULA
ACVR201	2x(N+M)	A+C1+46
ACMC016	1	(VR2021/VR2121)
ACMC016	1	(VR425)
ACMS02	1	(VR427)
ACVR6xx	L/1000	
ACVR2021/ACVR2023	2	
ACVR2121/ACVR2123		
ACVR2427	2	

Polycarbonaat Polycarbonate Polycarbonat Polycarbonate	16mm 20mm 25mm	32mm		
	ACVR1015	ACVR2015	N+M	

PROFIELEN PROFILS PROFILE PROFILES	AFBEELDING IMAGE BILD PICTURE	SNEDE COUPE SCHNITT PROFILES	AANTAL QUANTITE ANZAHL NUMBER	FORMULE FORMULE FORMEL FORMULA
VR2021(+VT123)			1	L
VR2121(+VR123)				
VR2117			1	L
VR218			1	L-**
VR425			1	L-**
VR426			1	L
VR011N			N	A+6
VR212			M	A+6
VR515			M	A+C2+46
VR515A			N	A+C2+46
VR565			2*(N-1)	b-53.5
VR565			4	a-82

Polycarbonaat Polycarbonate Polycarbonat Polycarbonate	16mm	20mm	25mm	32mm				
	VR030	VR034	VR036	VR032			N	A+C1+46
	VR031	VR035	VR037	VR033			M	A+C1+46
	VR1040	VR1042	VR1043	VR1041			N-1	b-27
	VR1040	VR1042	VR1043	VR1041			2	a-55

zaag7

198 16/7/07

VERANDA MET POLYCARBONAAT VAN 22° TOT 45°
VERANDA AVEC POLYCARBONATE DE 22° JUSQU'A 45°
WINTERGARTEN MIT POLYCARBONAT VON 22° BIS 45°
CONSERVATORY WITH POLYCARBONATE FROM 22° UP TO 45°

ZAAGTABELLEN - TABLES DE SCIAGES - ZUSCHNITT-TABELLEN - SAWING TABLES

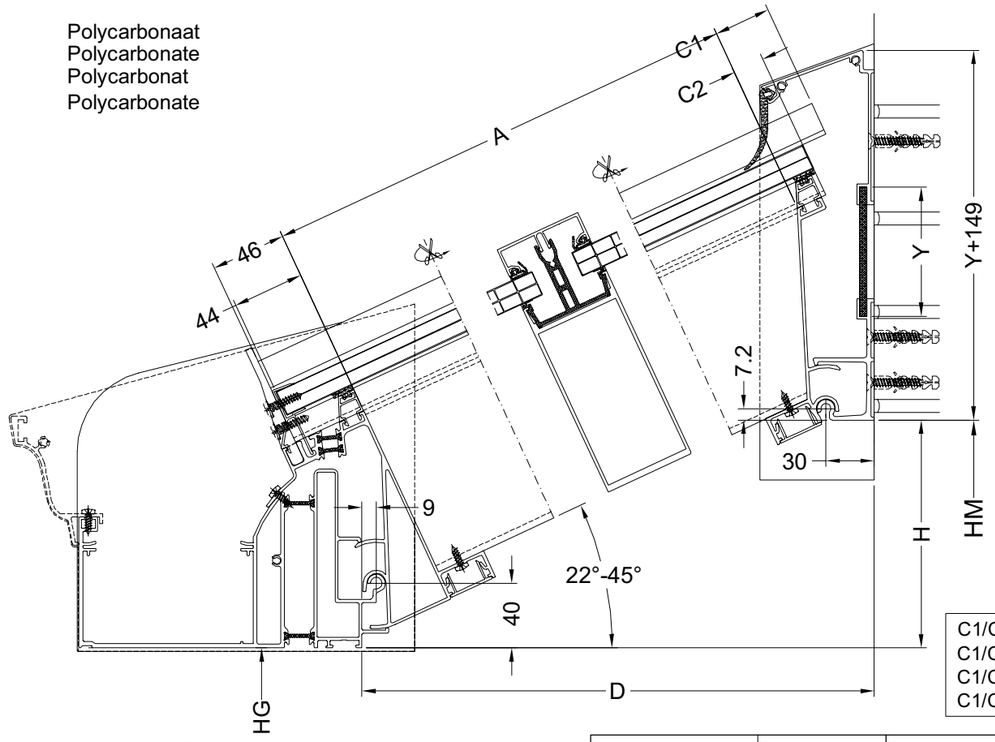

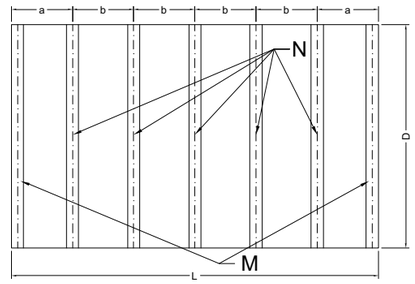

N = Aantal Dakliggers
Nombre de montants
Anzahl Balken
Number of Beams

M = Aantal Zijliggers
Montants de cote
Anzahl Seitenbalken
Number of Sidebeams

** = 2x kozijndiepte
2x epaisseur dormant
2x rahmentiefe
2x frame depth

L
D
HM
HG
H=HM-HG
N
M
$A=\sqrt{(D-39)^2+(H-32.8)^2-400}\ -1.9$
$\alpha = \text{ARCTAN}\left[\frac{H-32.8}{D-39}\right]+\text{ARCSIN}\left[\frac{20}{\sqrt{(D-39)^2+(H-32.8)^2}}\right]$

$\alpha = 22°\text{-}30°$ → VR426
$\alpha = 31°\text{-}45°$ → VR427

C1/C2/Y : zie berekeningstabel
C1/C2/Y : voir tableau de calcul
C1/C2/Y : sieh Berechnungstabelle
C1/C2/Y : see calculation table

PROFIELEN PROFILS PROFILE PROFILES	AFBEELDING IMAGE BILD PICTURE	SNEDE COUPE SCHNITT PROFILES	AANTAL QUANTITE ANZAHL NUMBER	FORMULE FORMULE FORMEL FORMULA
VR2021(+VT123)			1	L
VR2121(+VR123)				
VR2116			1	L
VR2217			1	L-**
VR425			1	L-**
VR426			1	L
VR427				
VR2011			N	A+6.3
VR212			M	A+6.3
VR515			M	A+C2+46
VR515A			N	A+C2+46
VR565			2*(N-1)	b-53.5
VR565			4	a-82

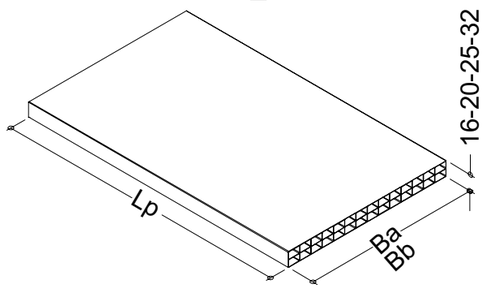

	AANTAL QUANTITE ANZAHL NUMBER	FORMULE FORMULE FORMEL FORMULA
Lp		A+C2+44
Ba	2	a-55
Bb	N-1	b-27

TOEBEHOREN ACCESSOIRES ZUBEHORTEILLE ACCESSORIES	AANTAL QUANTITE ANZAHL NUMBER	FORMULE FORMULE FORMEL FORMULA
ACVR201	2x(N+M)	A+C1+46
ACMC016	1	(VR2021/VR2121)
ACMC016	1	(VR425)
ACMS02	1	(VR426/VR427)
ACVR6xx	L/1000	
ACVR140	1	
ACVR2021/ACVR2023	2	
ACVR2121/ACVR2123		
ACVR2426	2	
ACVR2427		

Polycarbonaat Polycarbonate Polycarbonat Polycarbonate	16mm 20mm 25mm	32mm		
	ACVR1015	ACVR2015	N+M	

Polycarbonaat Polycarbonate Polycarbonat Polycarbonate	16mm	20mm	25mm	32mm				
	VR030	VR034	VR036	VR032			N	A+C1+46
	VR031	VR035	VR037	VR033			M	A+C1+46
	VR1040	VR1042	VR1043	VR1041			N-1	b-27
	VR1040	VR1042	VR1043	VR1041			2	a-55

zaag8

aliver2000+

smart® SYSTEMS

BEREKENING C1 / C2 VAN 5° TOT 45°
CALCULATION C1 / C2 DE 5° JUSQU'A 45°
BERECHNUNG C1 / C2 VON 5° BIS 45°
CALCULATION C1 / C2 FROM 5° UP TO 45°

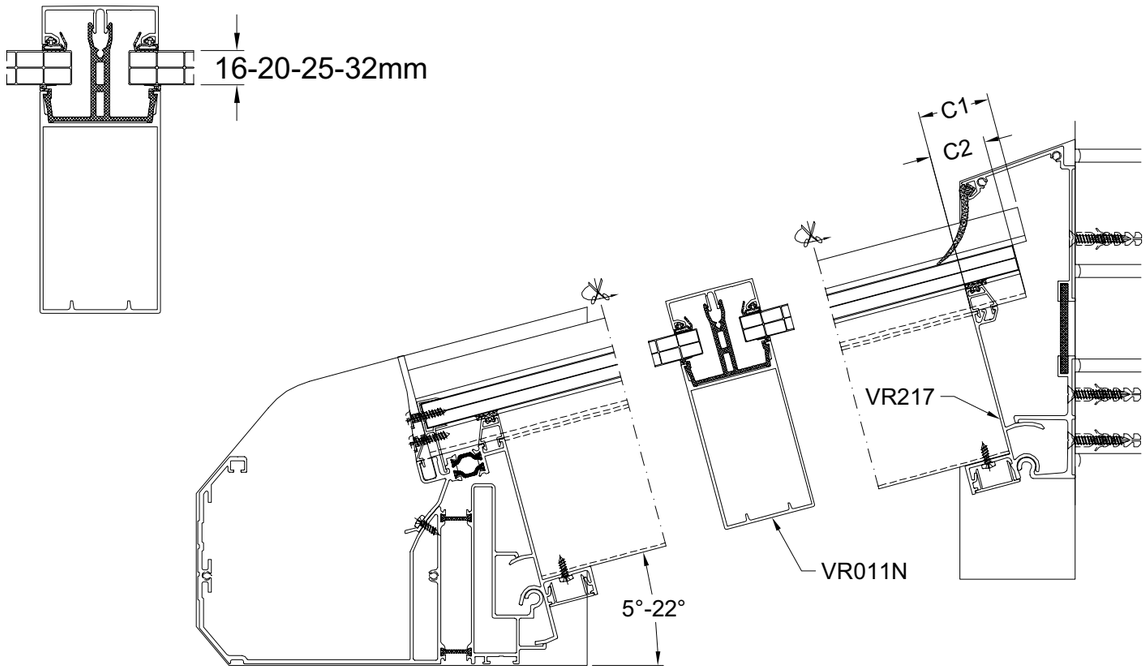

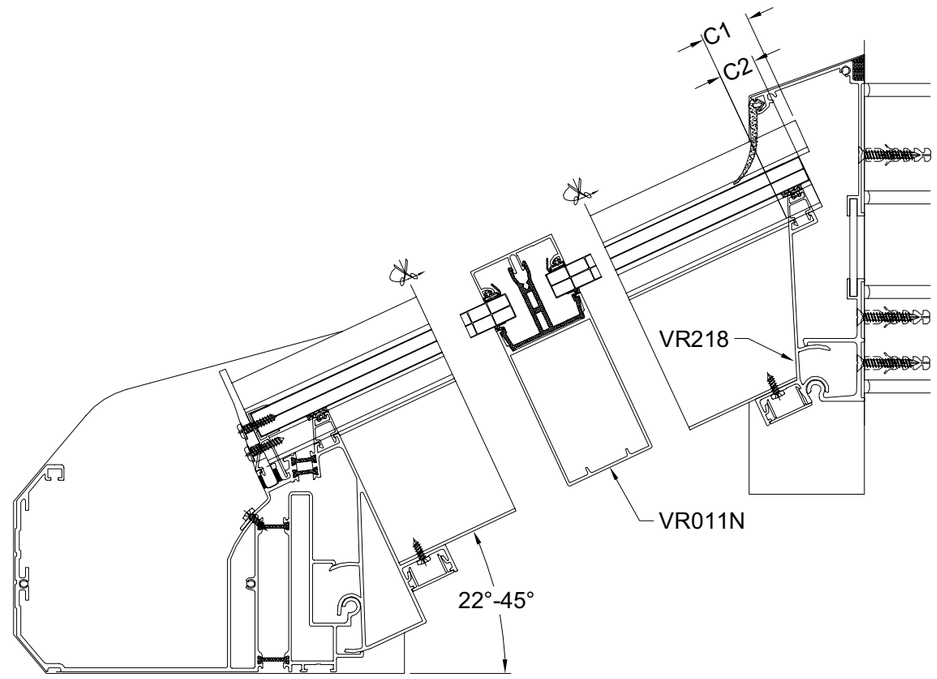

C1	a = 5°-22°																	
	5	6	7	8	9	10	11	12	13	14	15	16	17	18	19	20	21	22
16	15,9	18,3	20,6	23	25,4	27,8	30,2	32,6	35	37,5	40	42,5	45	47,5	50,1	52,7	55,4	58
20	16,3	18,7	21,1	23,6	26	28,5	31	33,4	36	38,5	41	43,6	46,2	48,8	51,5	54,2	56,9	59,7
25	16,7	19,2	21,7	24,3	26,8	29,4	31,9	34,5	37,1	39,7	42,4	45,1	47,7	50,5	53,2	56	58,8	61,7
32	17,3	19,9	22,6	25,2	27,9	30,6	33,3	36	38,7	41,5	44,3	47,1	49,9	52,7	55,6	58,6	61,5	64,5
C2	14,5	16,6	18,7	20,7	22,8	24,9	27,1	29,2	31,3	33,5	35,7	37,9	40,1	42,3	44,6	46,9	49,2	51,6

C1	a = 22°-45°																						
	22	23	25	26	27	28	29	30	31	32	33	34	35	36	37	38	39	40	41	42	43	44	45
16	21,9	24,7	30,2	33	35,9	38,8	41,8	44,9	48	51,2	54,4	57,7	61,1	64,6	68,1	71,8	75,5	79,4	83,3	87,4	91,7	96	100,5
20	23,7	26,4	32,2	35,1	38	41,1	44,1	47,3	50,5	53,8	57,1	60,5	64	67,6	71,2	75	78,9	82,8	86,9	91,1	95,5	100	104,6
25	25,7	28,6	34,5	37,5	40,6	43,7	46,9	50,2	53,5	56,9	60,3	63,9	67,5	71,2	75	78,9	82,9	87	91,3	95,6	100,2	104,8	109,6
32	28,5	31,5	37,8	40,9	44,2	47,5	50,8	54,2	57,7	61,2	64,9	68,6	72,4	76,3	80,3	84,4	88,6	92,9	97,4	101,9	106,7	111,6	116,6
C2	15,6	18	22,8	25,3	27,9	30,4	33,1	35,7	38,5	41,3	44,1	47	50	53	56,2	59,4	62,7	66,1	69,5	73,1	76,8	80,7	84,6

tabel4

200 16/7/07

BEREKENING C1 / C2 VAN 5° TOT 45°
CALCULATION C1 / C2 DE 5° JUSQU'A 45°
BERECHNUNG C1 / C2 VON 5° BIS 45°
CALCULATION C1 / C2 FROM 5° UP TO 45°

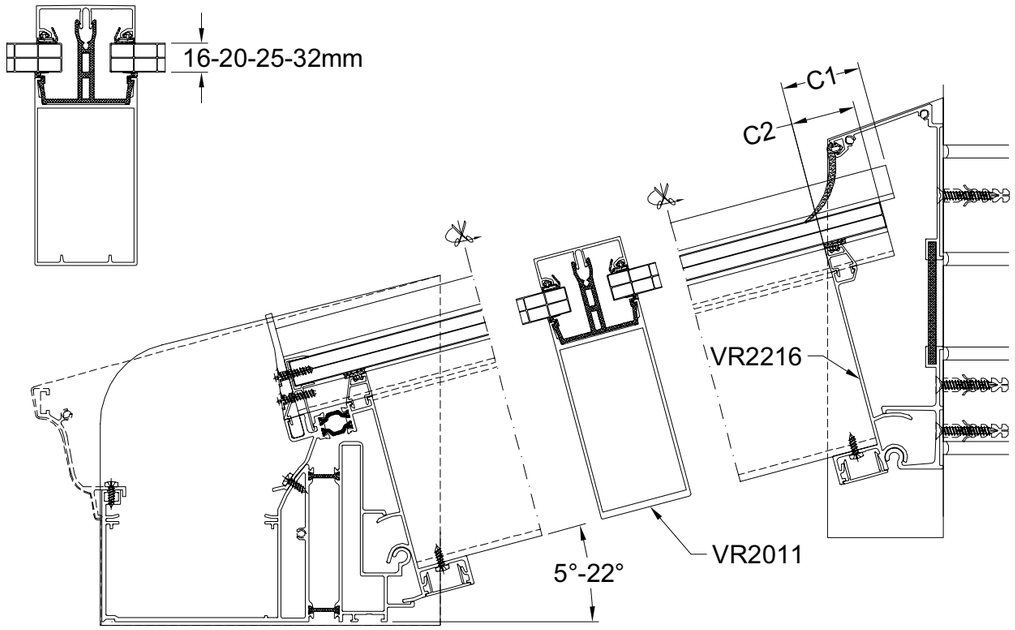

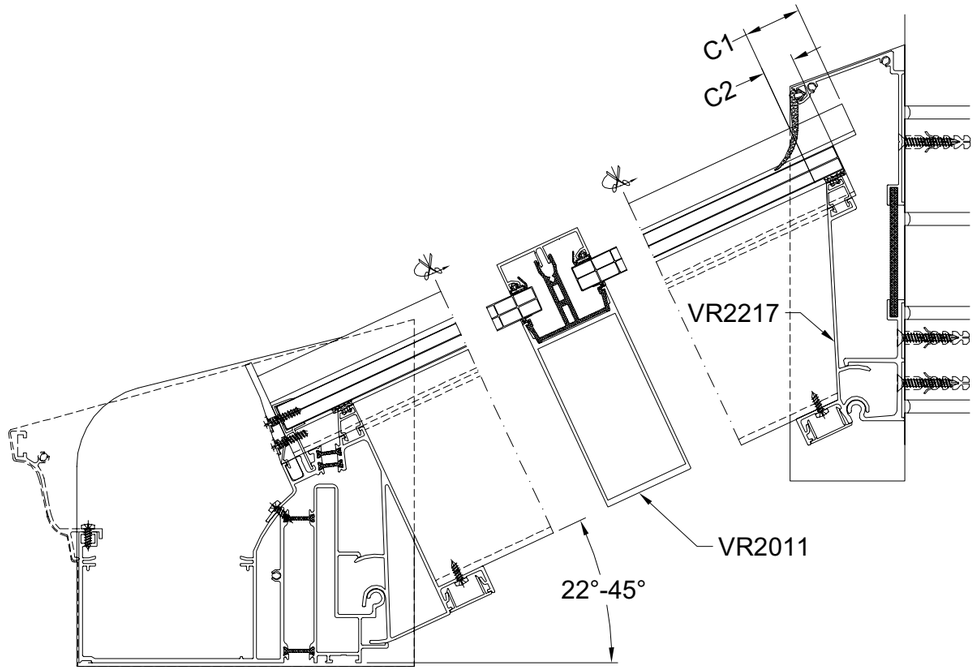

C1	a = 5°-22°																	
	5	6	7	8	9	10	11	12	13	14	15	16	17	18	19	20	21	22
16	17,7	20,4	23,1	25,8	28,5	31,3	34,1	36,8	39,7	42,5	45,3	48,2	51,1	54	57	60	63	66,1
20	18	20,8	23,6	26,4	29,2	32	34,8	37,7	40,6	43,5	46,4	49,4	52,3	55,3	58,4	61,5	64,6	67,7
25	18,4	21,3	24,2	27,1	30	32,9	35,8	38,8	41,7	44,7	47,7	50,8	53,9	57	60,1	63,3	66,5	69,8
32	19,1	22	25	28,1	31,1	34,1	37,2	40,2	43,3	46,5	49,6	52,8	56	59,2	62,5	65,8	69,2	72,6
C2	16,3	18,7	21,1	23,6	26	28,5	31	33,4	36	38,5	41	43,6	46,2	48,8	51,5	54,2	56,9	59,7

C1	a = 22°-45°																							
	22	23	24	25	26	27	28	29	30	31	32	33	34	35	36	37	38	39	40	41	42	43	44	45
16	22	25,1	28,3	31,5	34,8	38,1	41,5	44,9	48,4	52	55,6	59,4	63,2	67,1	71,1	75,2	79,4	83,7	88,2	92,7	97,4	102,3	107,3	112,5
20	23,6	26,8	30,1	33,4	36,7	40,1	43,6	47,1	50,7	54,4	58,1	62	65,9	69,9	74	78,2	82,5	87	91,5	96,2	101,1	106	111,2	116,5
25	25,7	29	32,3	35,7	39,2	42,7	46,3	49,9	53,6	57,4	61,3	65,2	69,3	73,4	77,6	82	86,4	91	95,7	100,6	105,6	110,7	116	121,5
32	28,5	31,9	35,4	39	42,6	46,3	50	53,8	57,7	61,6	65,6	69,8	74	78,3	82,7	87,2	91,9	96,7	101,6	106,6	111,9	117,2	122,8	128,5
C2	15,6	18,3	21,2	24,1	27	29,9	33	36	39,2	42,4	45,7	49	52,4	55,9	59,5	63,1	66,9	70,8	74,7	78,8	83	87,4	91,9	96,5

tabel5

aliver2000+

smart® SYSTEMS

BEREKENING Y VAN 5° TOT 45°
CALCULATION Y DE 5° JUSQU'A 45°
BERECHNUNG Y VON 5° BIS 45°
CALCULATION Y FROM 5° UP TO 45°

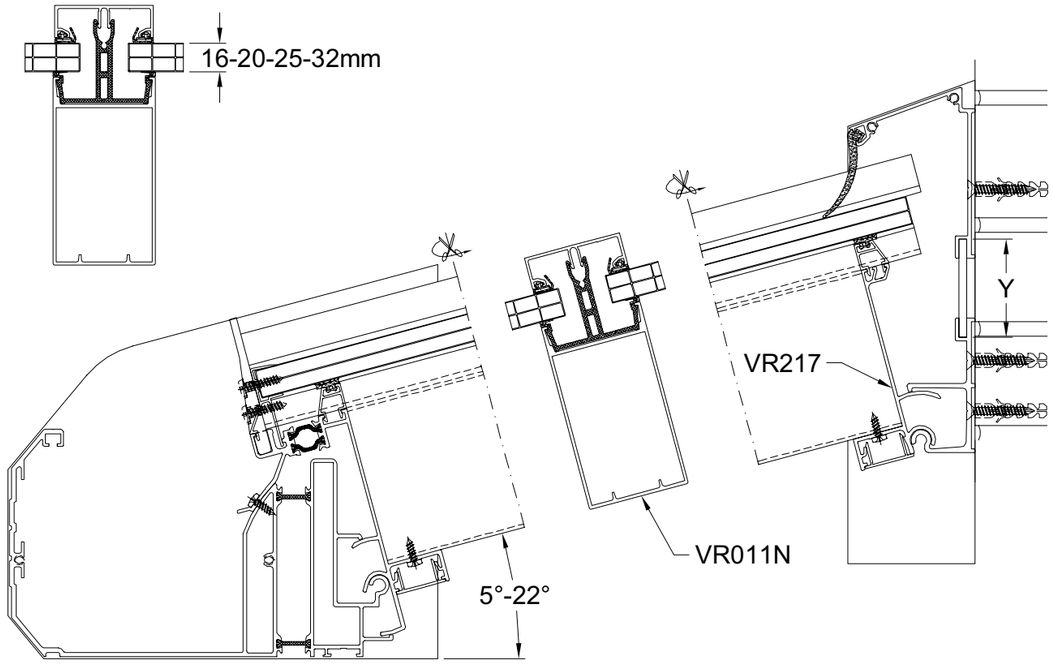

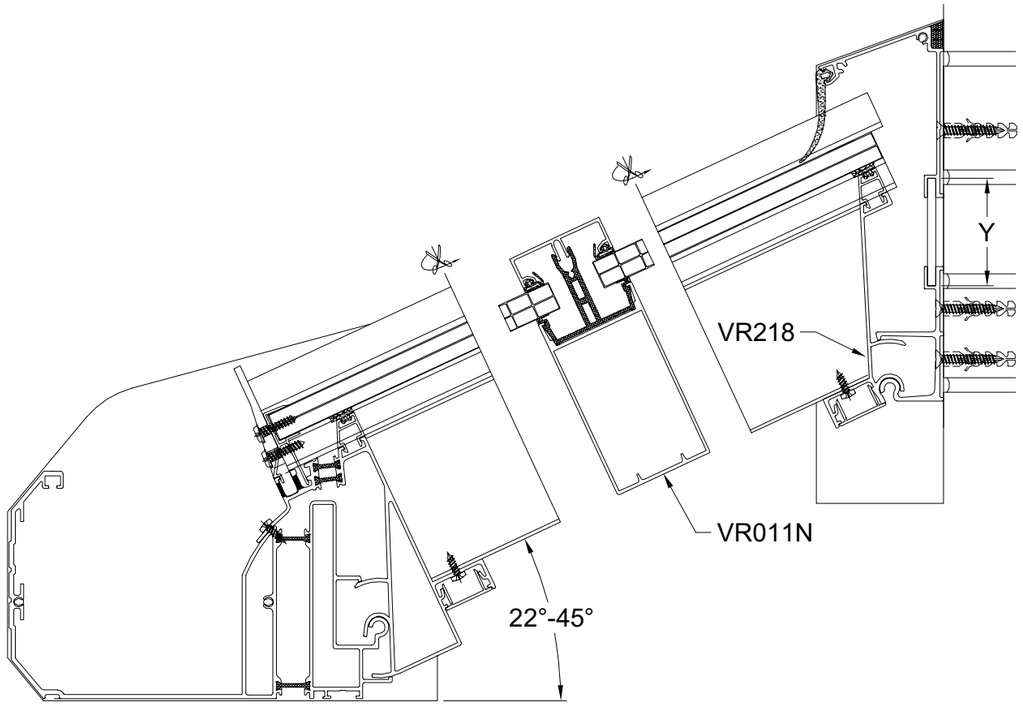

Y	a = 5°-24°																	
	5	6	7	8	9	10	11	12	13	14	15	16	17	18	19	20	21	22
16	55	55	55	55	55	55	55	55	55	55	55	50	50	50	50	50	50	55
20	60	60	60	60	60	60	60	60	60	60	60	55	55	55	55	55	55	60
25	65	65	65	65	65	65	65	65	65	65	65	60	60	60	60	60	60	65
32	70	70	70	70	70	70	70	70	70	70	70	65	65	65	65	65	65	70

Y	a = 25°-45°																							
	22	23	24	25	26	27	28	29	30	31	32	33	34	35	36	37	38	39	40	41	42	43	44	45
16	55	55	55	55	55	55	60	60	60	60	60	60	60	65	65	65	70	70	70	75	75	80	80	80
20	60	60	60	60	60	60	65	65	65	65	65	65	65	70	70	70	75	75	75	80	80	85	85	85
25	65	65	65	65	65	65	70	70	70	70	70	70	70	75	75	75	80	80	80	85	85	90	90	90
32	70	70	70	70	70	70	75	75	75	75	75	75	75	80	80	80	85	90	90	90	95	95	95	95

tabel6

202 16/7/07

BEREKENING Y VAN 5° TOT 45°
CALCULATION Y DE 5° JUSQU'A 45°
BERECHNUNG Y VON 5° BIS 45°
CALCULATION Y FROM 5° UP TO 45°

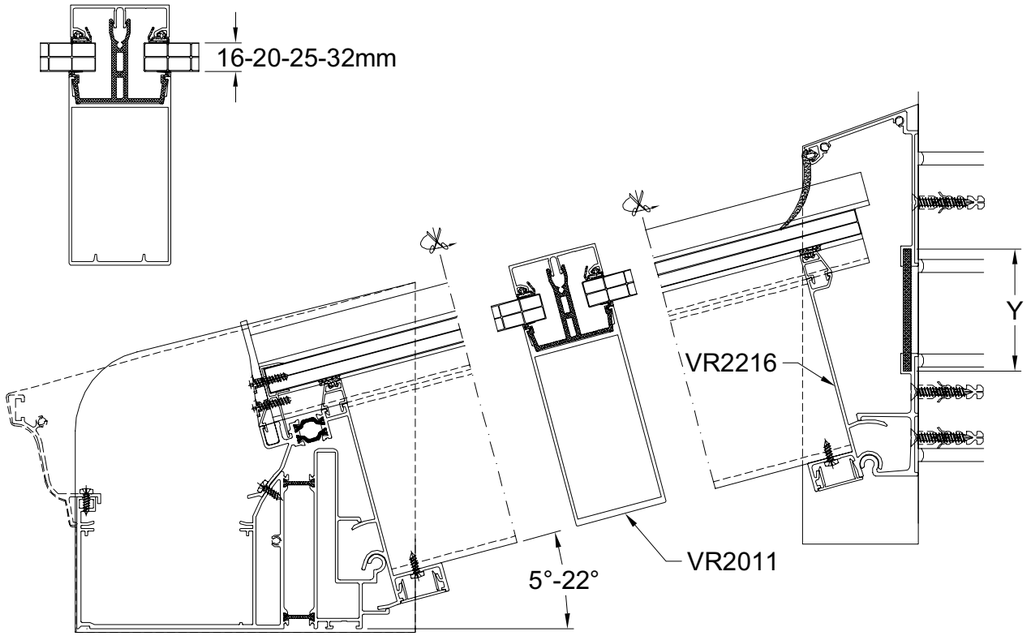

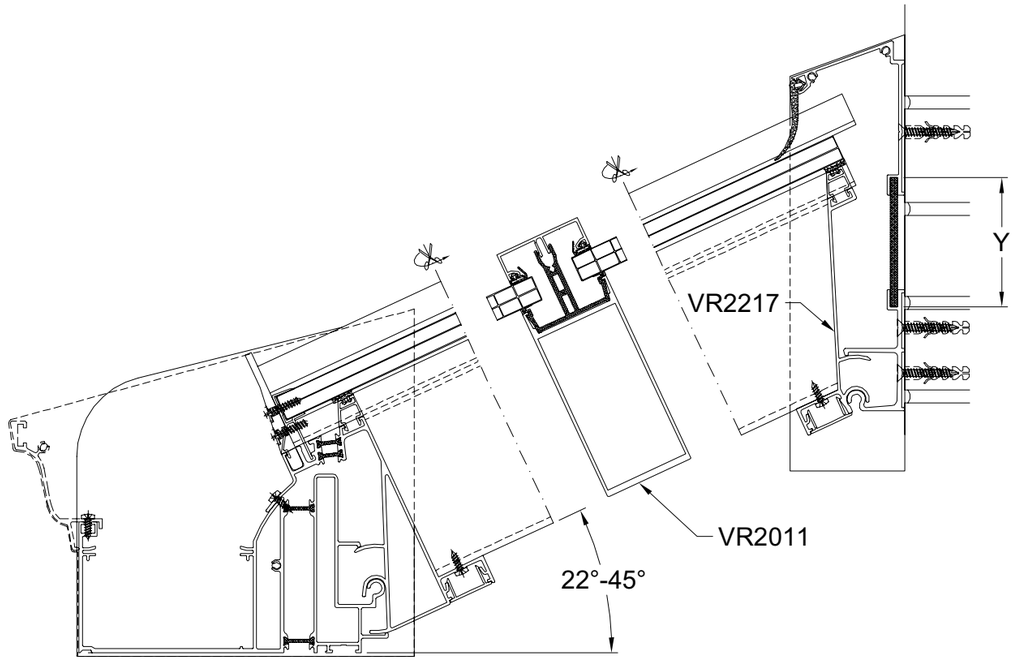

Y	a = 5°-22°																	
	5	6	7	8	9	10	11	12	13	14	15	16	17	18	19	20	21	22
16	75	75	75	75	75	75	75	75	75	75	75	70	70	70	70	70	70	70
20	80	80	80	80	80	80	80	80	80	80	80	75	75	75	75	75	75	75
25	85	85	85	85	85	85	85	85	85	85	85	80	80	80	80	80	80	80
32	90	90	90	90	90	90	90	90	90	90	90	85	85	85	90	90	90	90

Y	a = 22°-45°																							
	22	23	24	25	26	27	28	29	30	31	32	33	34	35	36	37	38	39	40	41	42	43	44	45
16	75	75	75	80	80	80	80	85	85	75	75	75	75	80	80	80	80	85	85	90	90	90	95	95
20	80	80	80	85	85	85	85	90	90	80	80	80	85	85	85	85	90	90	95	95	95	100	100	105
25	85	85	85	90	90	90	95	95	95	85	85	85	90	90	90	95	95	95	100	100	105	105	110	110
32	90	90	95	95	95	95	100	100	100	90	90	95	95	95	100	100	100	105	105	110	110	115	115	120

tabel7



WERKTEKENINGEN
DESSINS DE CONSTRUCTION
KONSTRUKTIONZEICHNUNGEN
CONSTRUCTION DRAWINGS

aliver2000+

smart® SYSTEMS

MONTAGE GOOT
MONTAGE GOUTTIERE
AUFSTELLEN DACHRINNE
ASSEMBLY GUTTER

WERKTEKENINGEN - DESSINS DE CONSTRUCTION - KONSTRUKTIONZEICHNUNGEN - CONSTRUCTION DRAWINGS

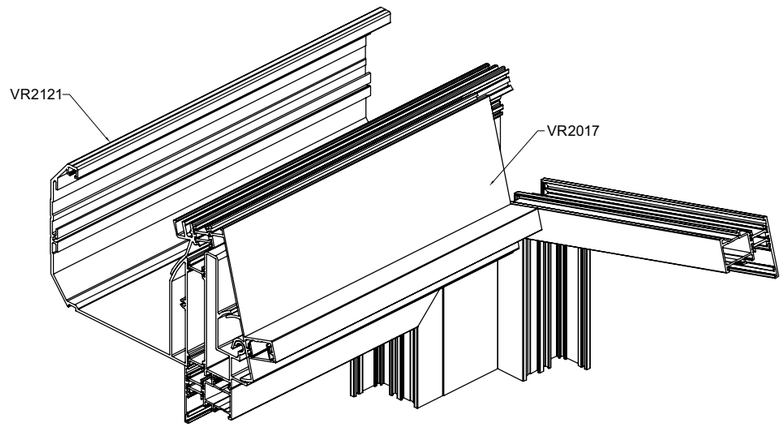

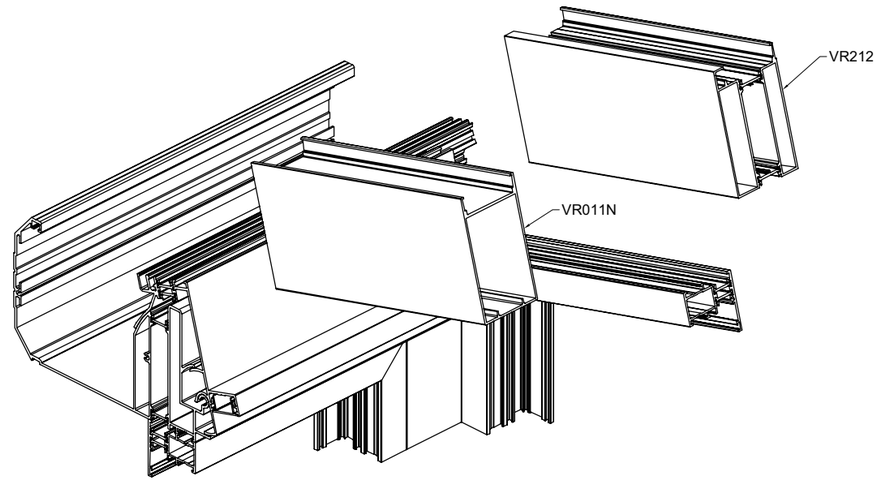

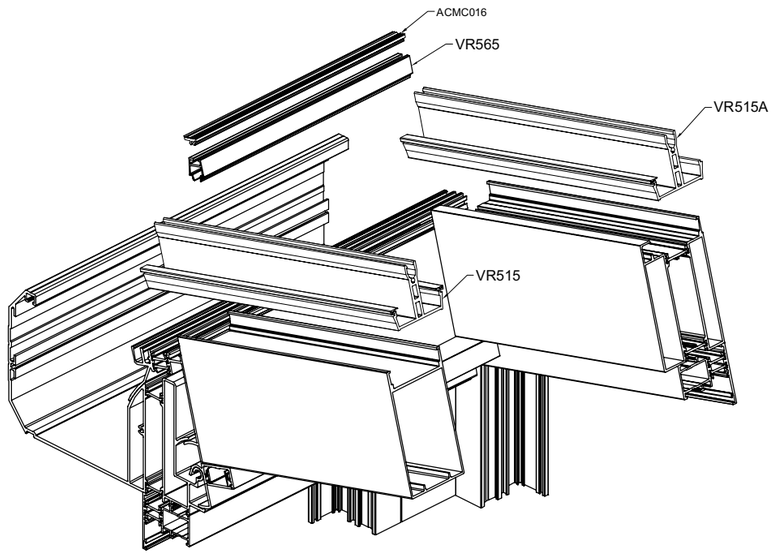

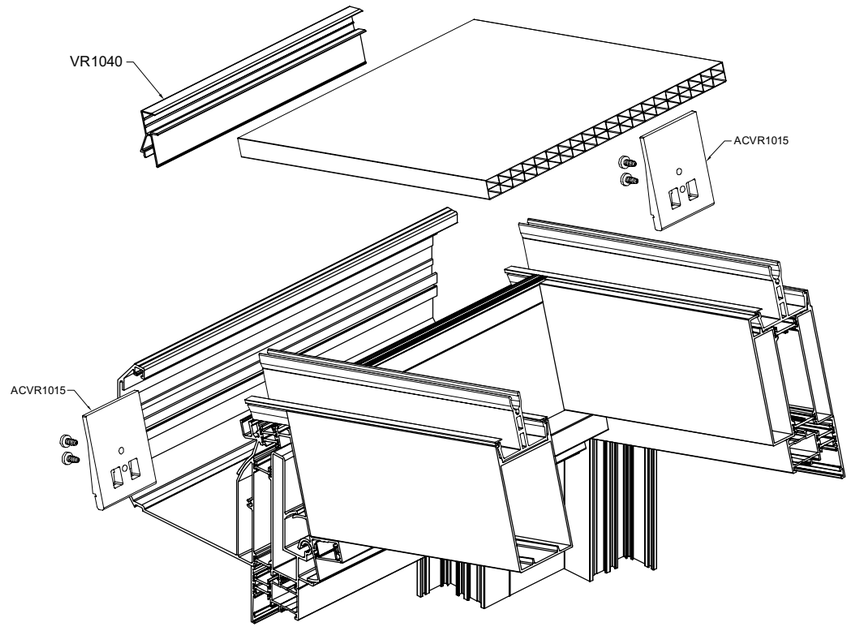

MONT1

206 16/7/07

MONTAGE GOOT
MONTAGE GOUTTIERE
AUFSTELLEN DACHRINNE
ASSEMBLY GUTTER

WERKTEKENINGEN - DESSINS DE CONSTRUCTION - KONSTRUKTIONZEICHNUNGEN - CONSTRUCTION DRAWINGS

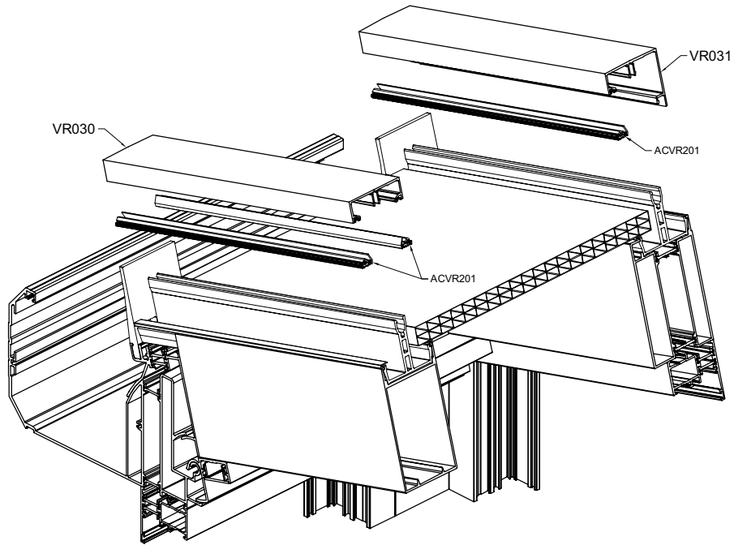

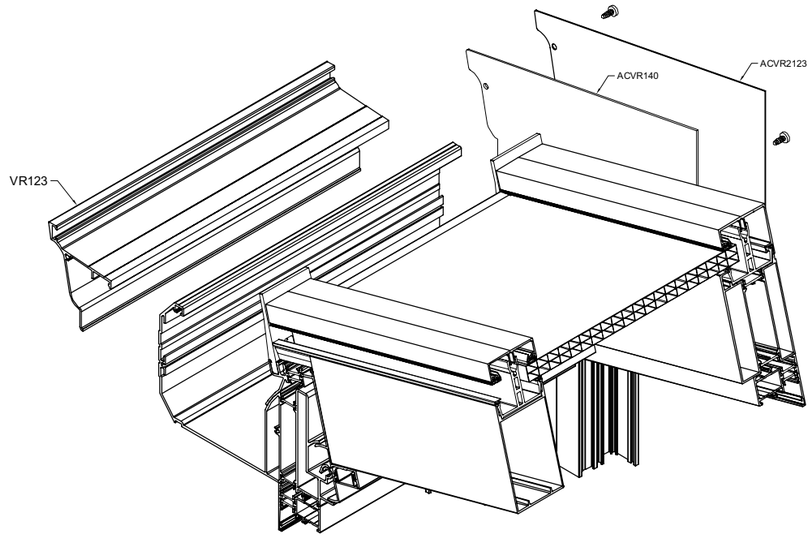

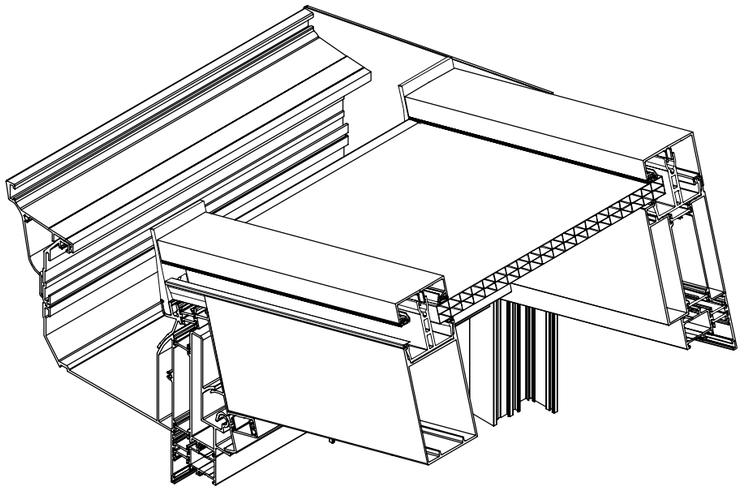

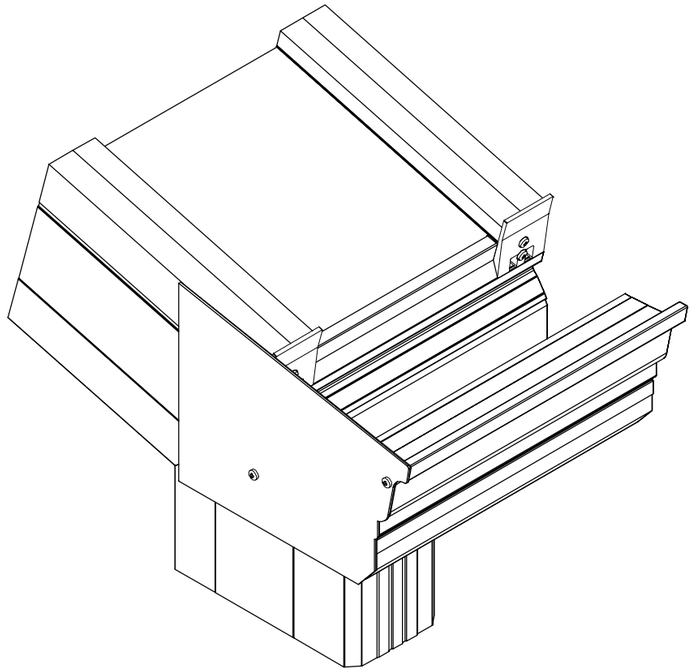

mont2

aliver2000+

smart® SYSTEMS

MONTAGE MUURPROFIEL
MONTAGE PROFIL MURAL
AUFSTELLEN MAUERPROFIL
ASSEMBLY WALL PROFILE

WERKTEKENINGEN - DESSINS DE CONSTRUCTION - KONSTRUKTIONZEICHNUNGEN - CONSTRUCTION DRAWINGS

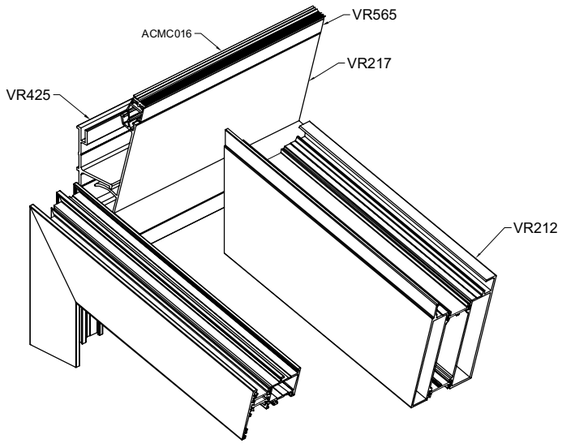

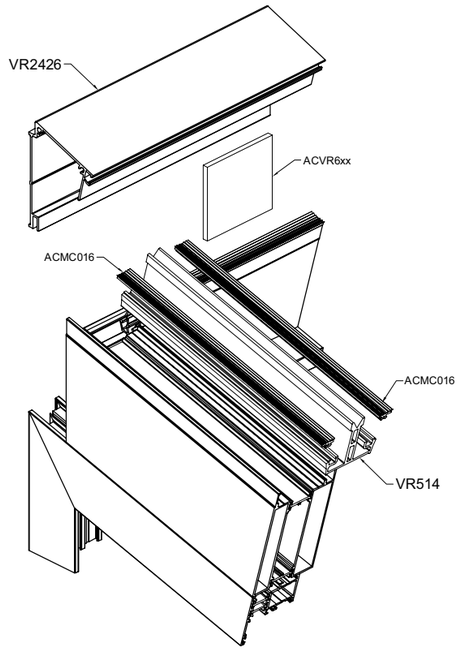

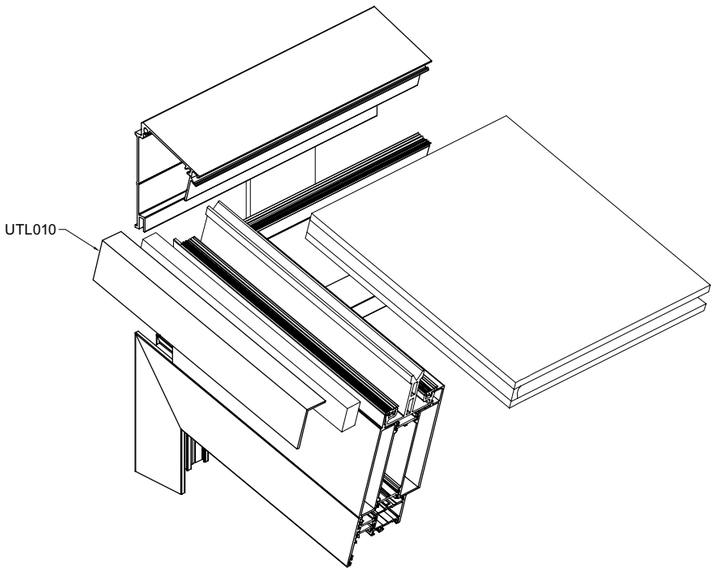

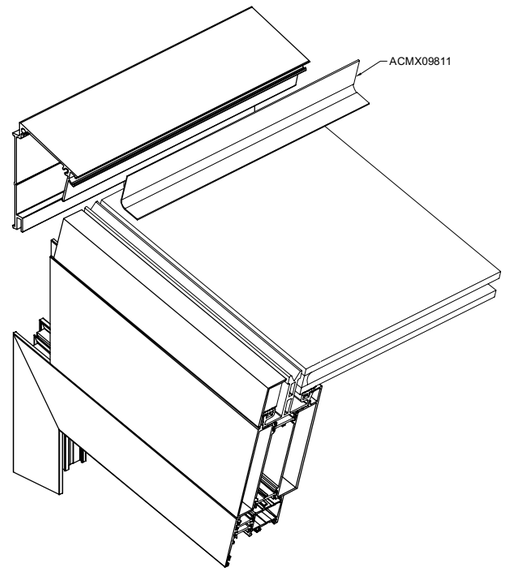

MONT4

208 16/7/07

MONTAGE MUURPROFIEL
MONTAGE PROFIL MURAL
AUFSTELLEN MAUERPROFIL
ASSEMBLY WALL PROFILE

WERKTEKENINGEN - DESSINS DE CONSTRUCTION - KONSTRUKTIONZEICHNUNGEN - CONSTRUCTION DRAWINGS

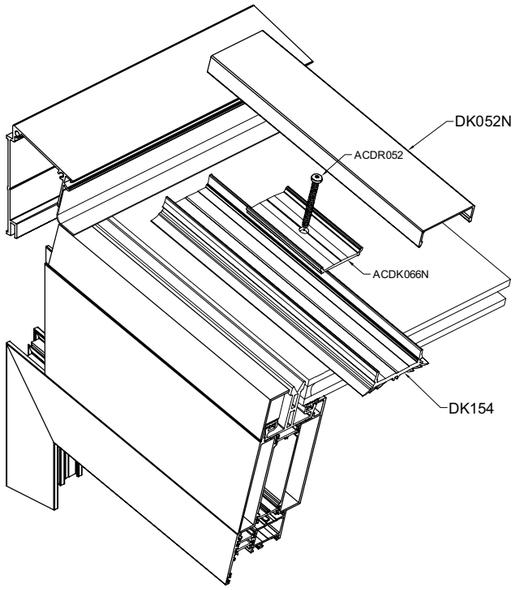

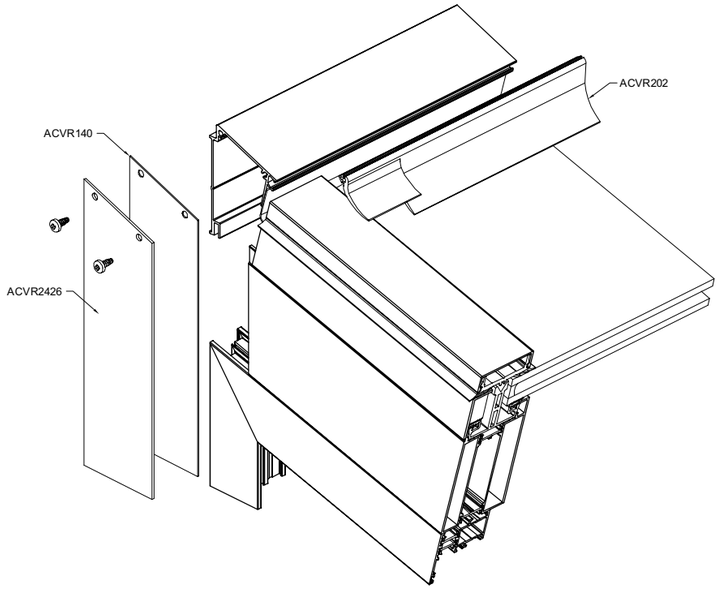

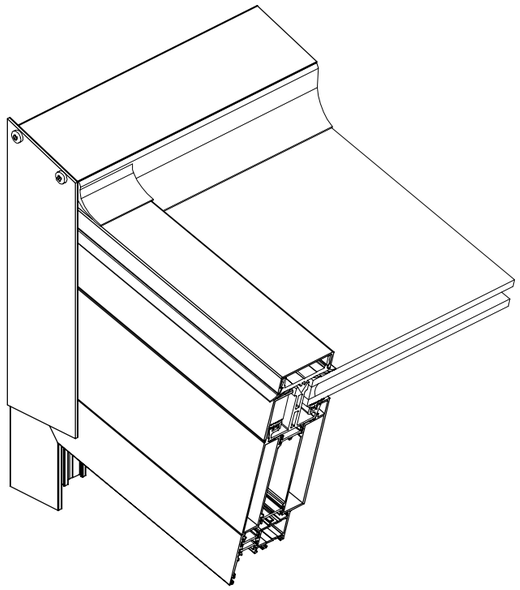

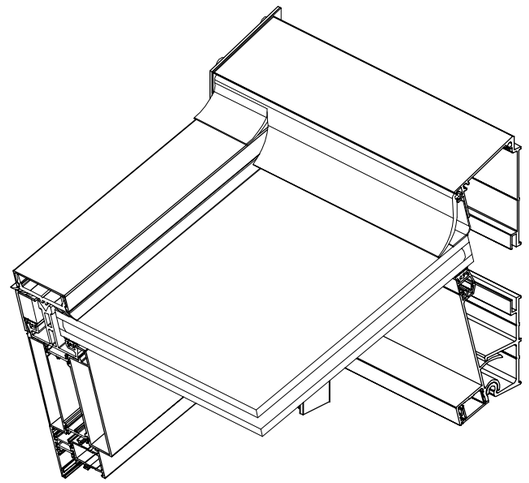

mont5

aliver2000+

smart® SYSTEMS

MONTAGE GOOT MET DUBBEL GLAS
MONTAGE GOUTTIERE AVEC DOUBLE VITRAGE
AUFSTELLEN DACHRINNE MIT DOPPEL VERGLASUNG
ASSEMBLY GUTTER WITH DOUBLE GLAZING

WERKTEKENINGEN - DESSINS DE CONSTRUCTION - KONSTRUKTIONZEICHNUNGEN - CONSTRUCTION DRAWINGS

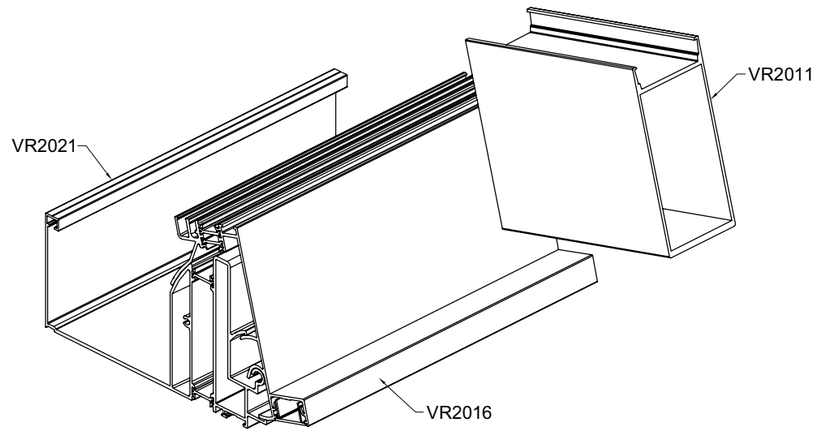

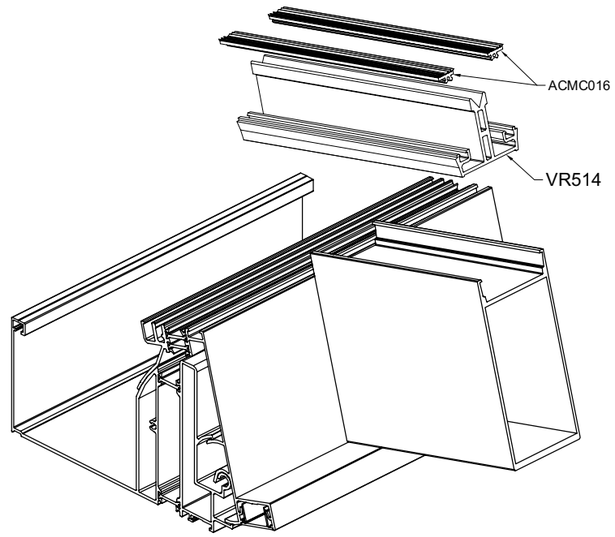

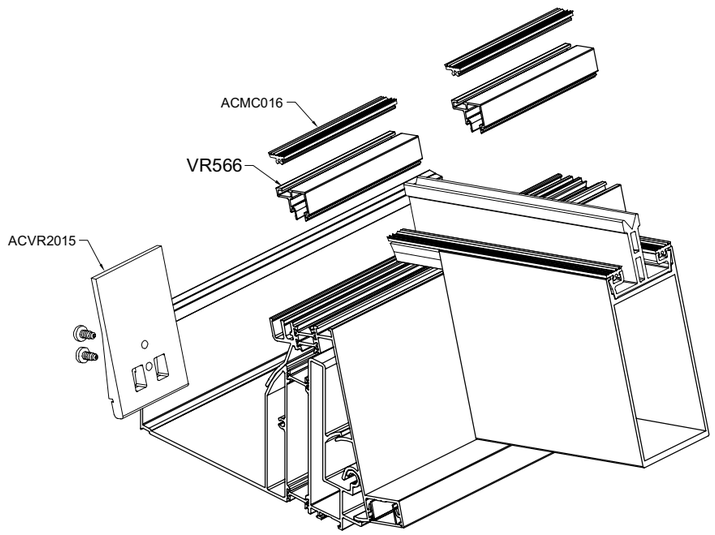

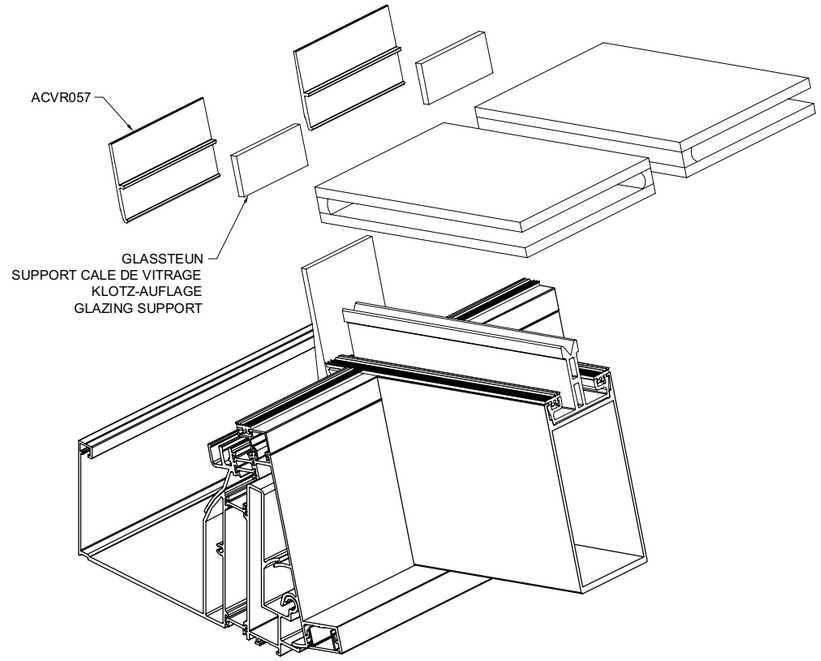

MONTGL1

210 16/7/07

MONTAGE GOOT MET DUBBEL GLAS
MONTAGE GOUTTIERE AVEC DOUBLE VITRAGE
AUFSTELLEN DACHRINNE MIT DOPPEL VERGLASUNG
ASSEMBLY GUTTER WITH DOUBLE GLAZING

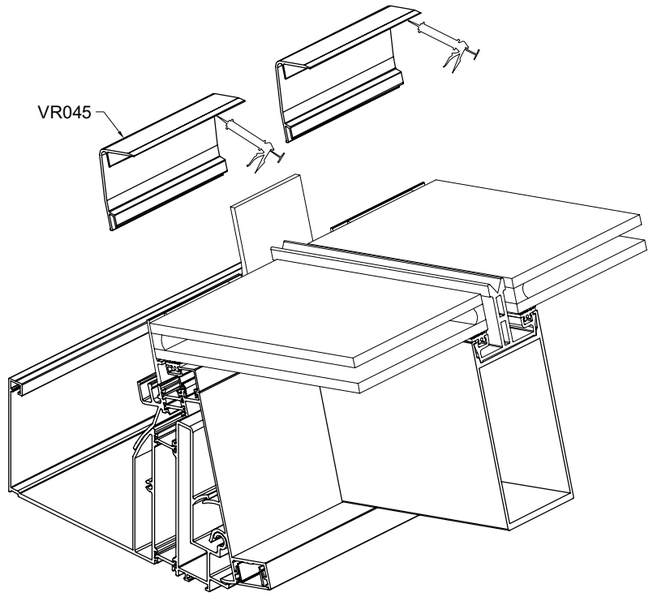

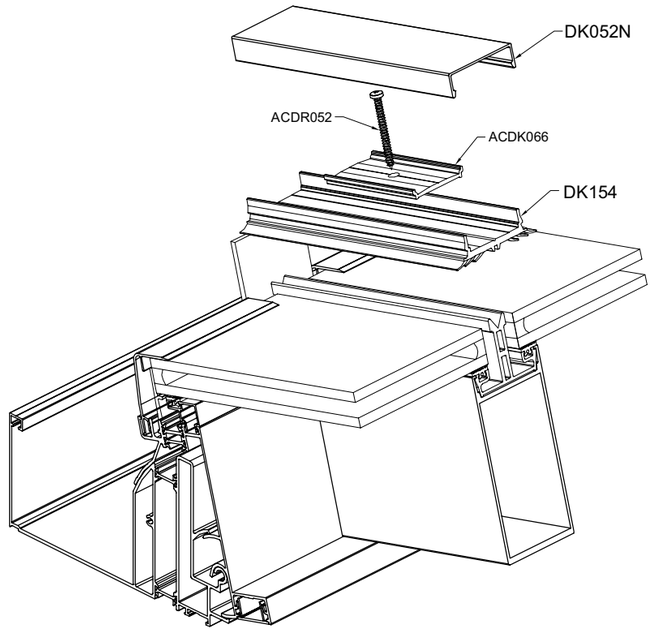

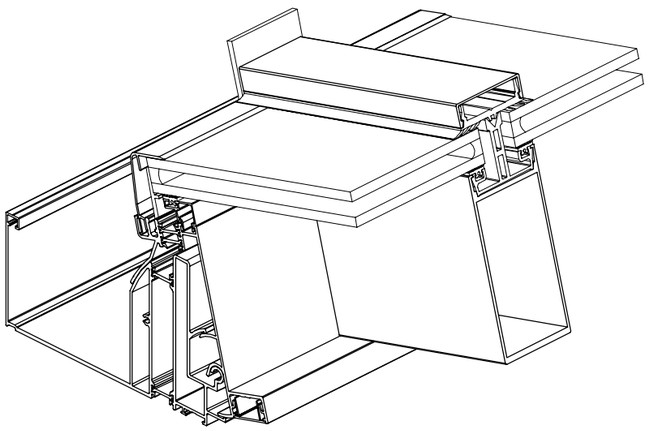

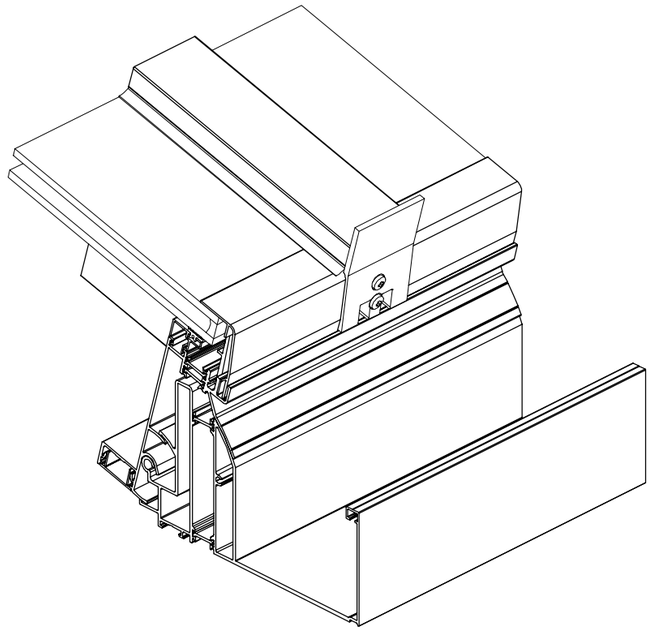

montgl2

aliver2000+

smart® SYSTEMS

MONTAGE PAAL
MONTAGE POTEAU
AUFSTELLEN PFAHL
ASSEMBLY POST

WERKTEKENINGEN - DESSINS DE CONSTRUCTION - KONSTRUKTIONZEICHNUNGEN - CONSTRUCTION DRAWINGS

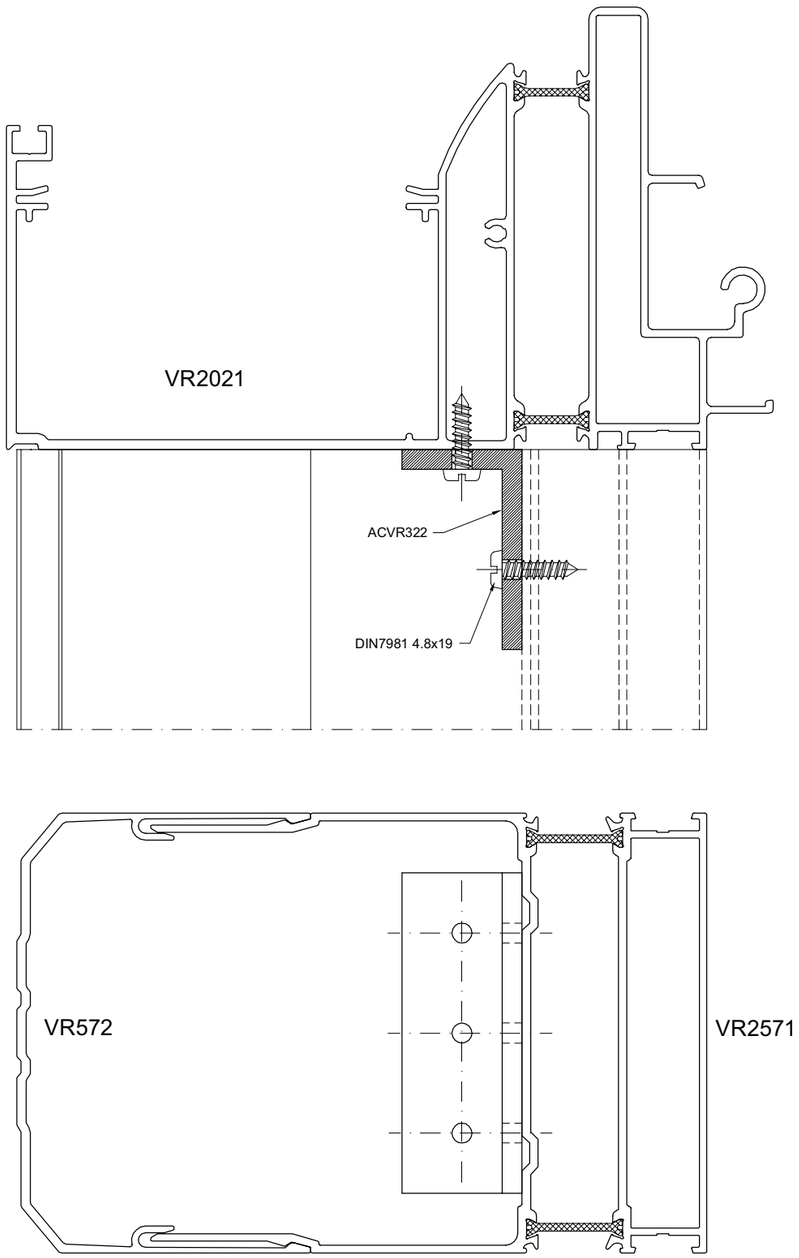

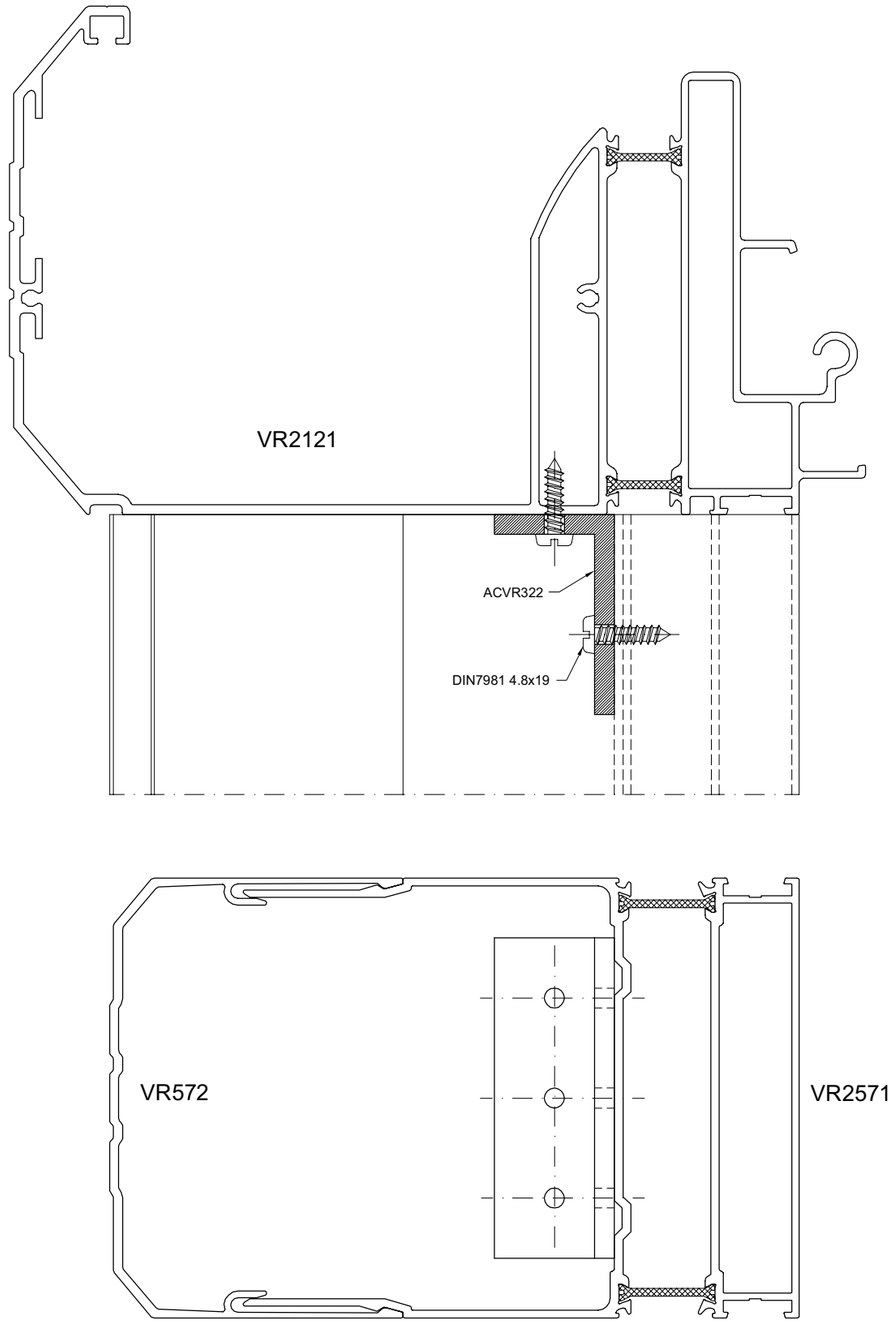

monpaal

212 16/7/07

MONTAGE ACVR2031
MONTAGE ACVR2031
AUFSTELLEN ACVR2031
ASSEMBLY ACVR2031

WERKTEKENINGEN - DESSINS DE CONSTRUCTION - KONSTRUKTIONZEICHNUNGEN - CONSTRUCTION DRAWINGS

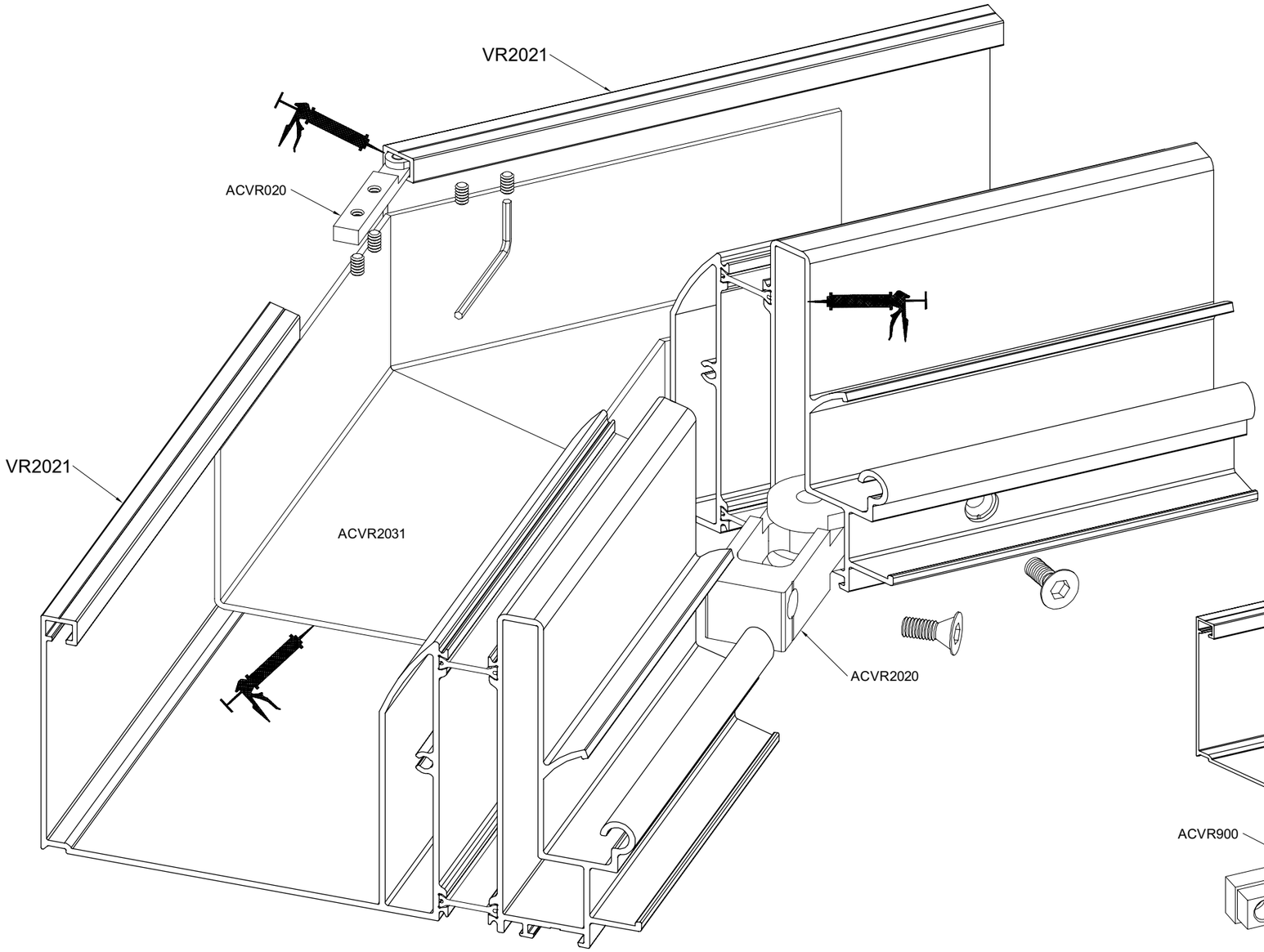

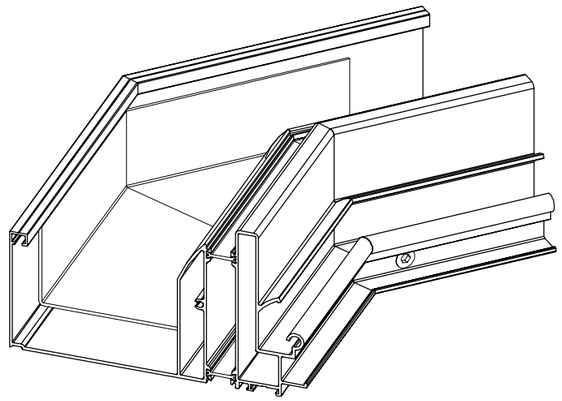

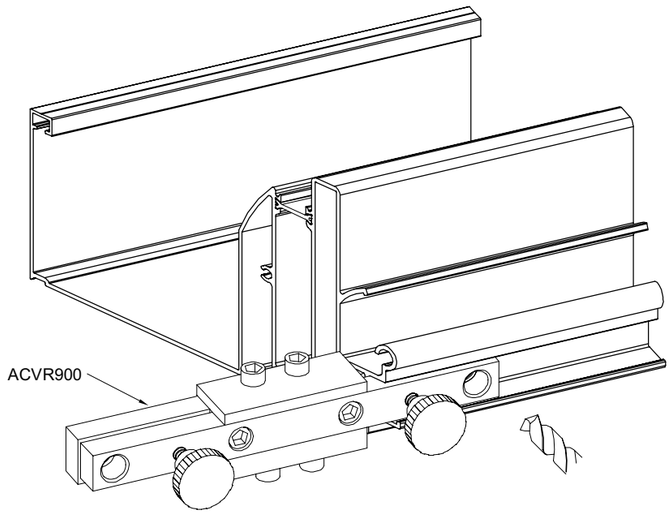

gootv

aliver2000+

smart® SYSTEMS

MONTAGE VR2030 MET DUBBEL GLAS VAN 5° TOT 45°
MONTAGE VR2030 AVEC DOUBLE VITRAGE DE 5° JUSQU'A 45°
AUFSTELLEN VR2030 MIT DOPPEL VERGLASUNG VON 5° BIS 45°
ASSEMBLY VR2030 WITH DOUBLE GLAZING FROM 5° UP TO 45°

WERKTEKENINGEN - DESSINS DE CONSTRUCTION - KONSTRUKTIONZEICHNUNGEN - CONSTRUCTION DRAWINGS

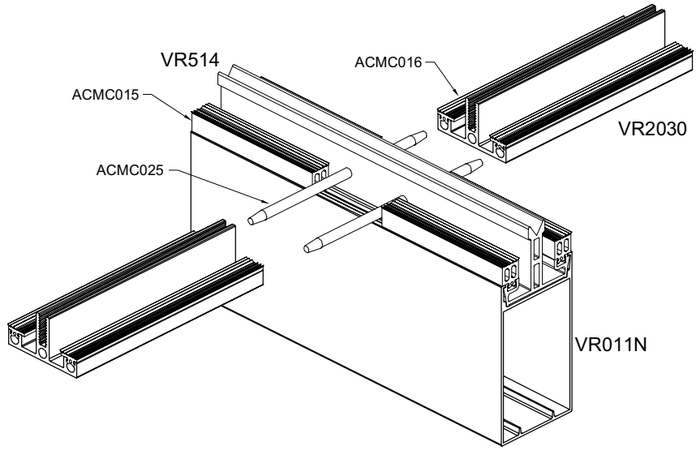

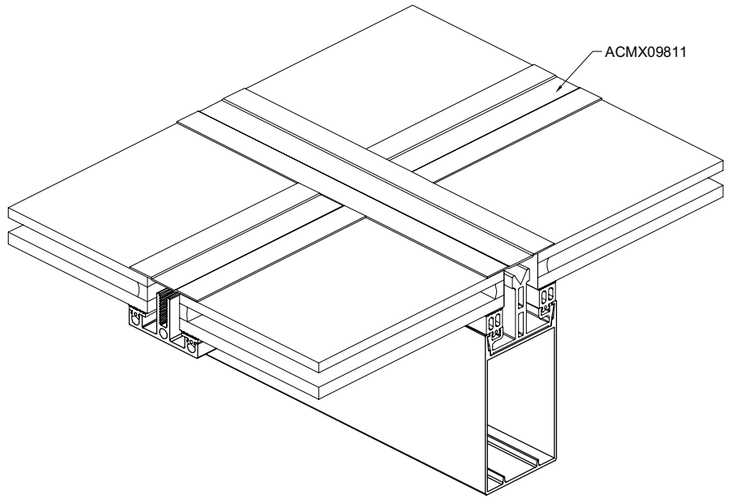

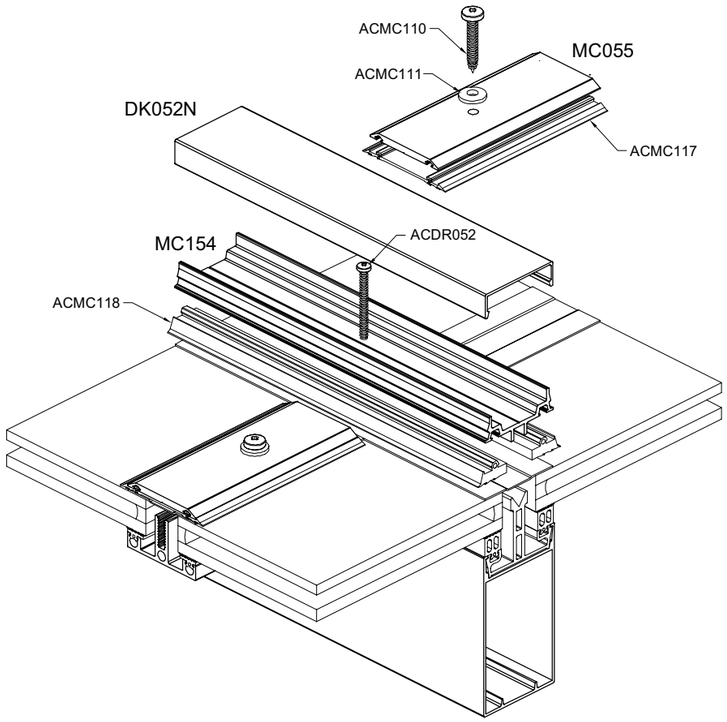

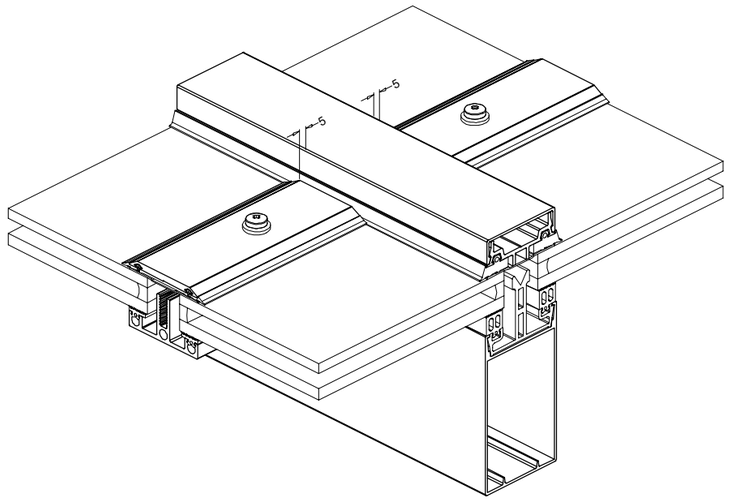

DK051M

214 16/7/07

MONTAGE TREKKER
MONTAGE TIRANT
AUFSTELLEN BRACKET
ASSEMBLY BRACKET

WERKTEKENINGEN - DESSINS DE CONSTRUCTION - KONSTRUKTIONZEICHNUNGEN - CONSTRUCTION DRAWINGS

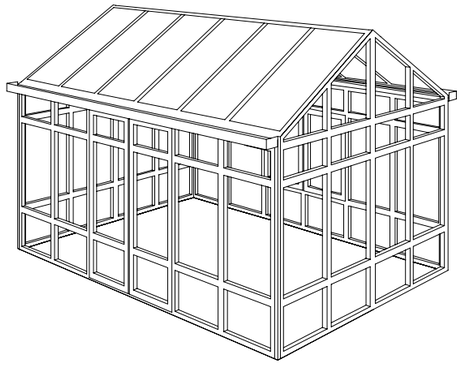

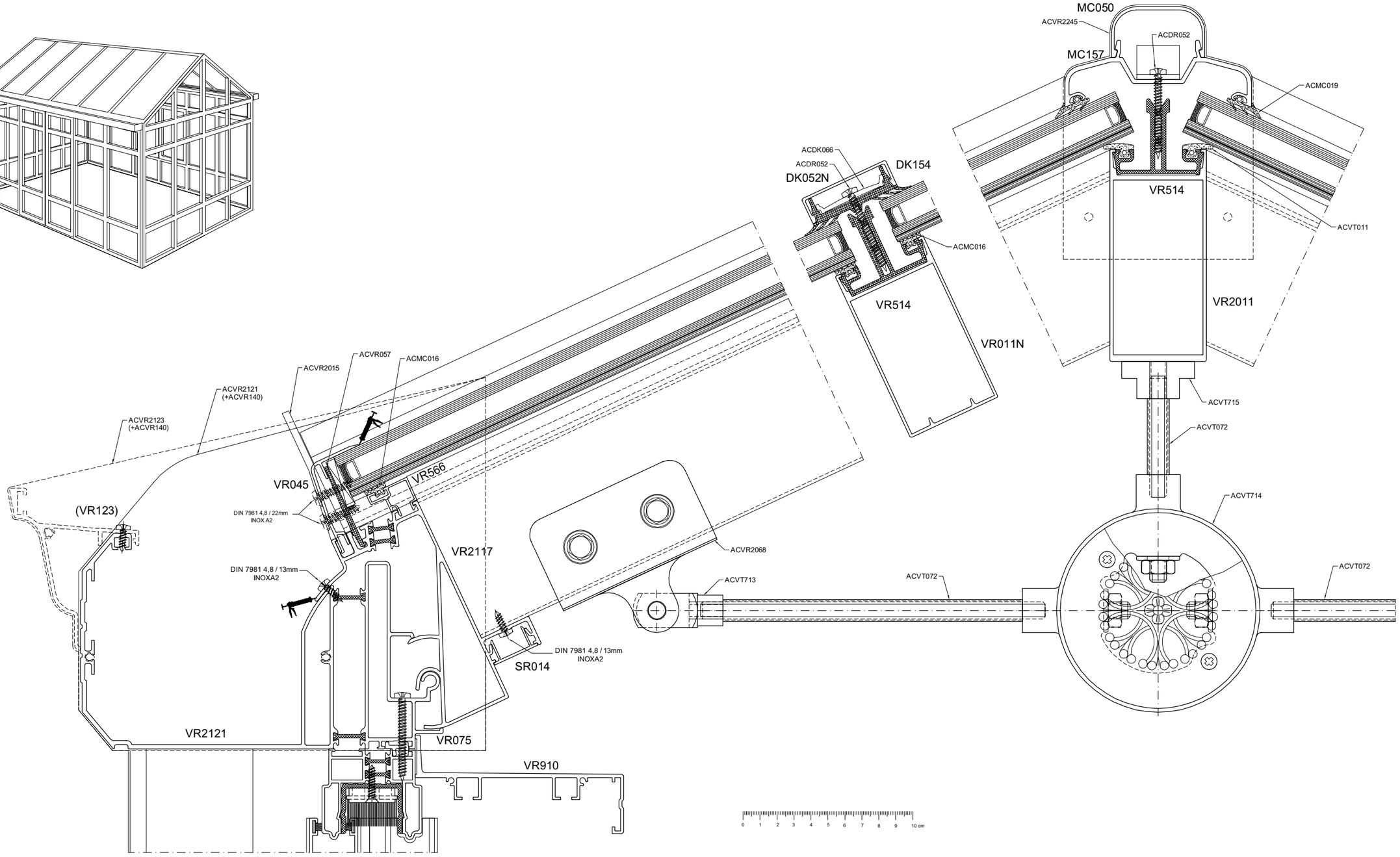

trekker

VR2000+f

aliver2000+

smart® SYSTEMS

MONTAGE NOK
MONTAGE FAITIERE
MONTAGE DACHFIRST
ASSEMBLY RIDGE

WERKTEKENINGEN - DESSINS DE CONSTRUCTION - KONSTRUKTIONZEICHNUNGEN - CONSTRUCTION DRAWINGS

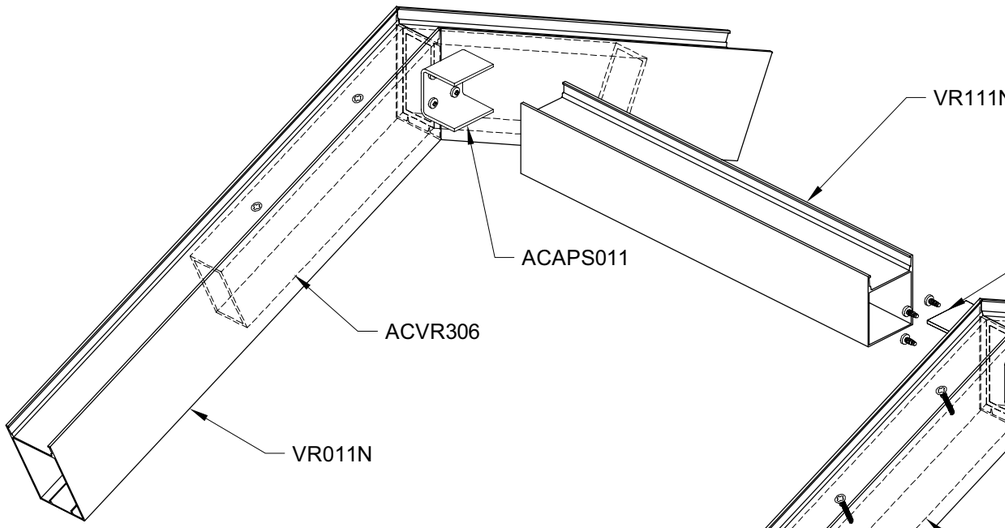

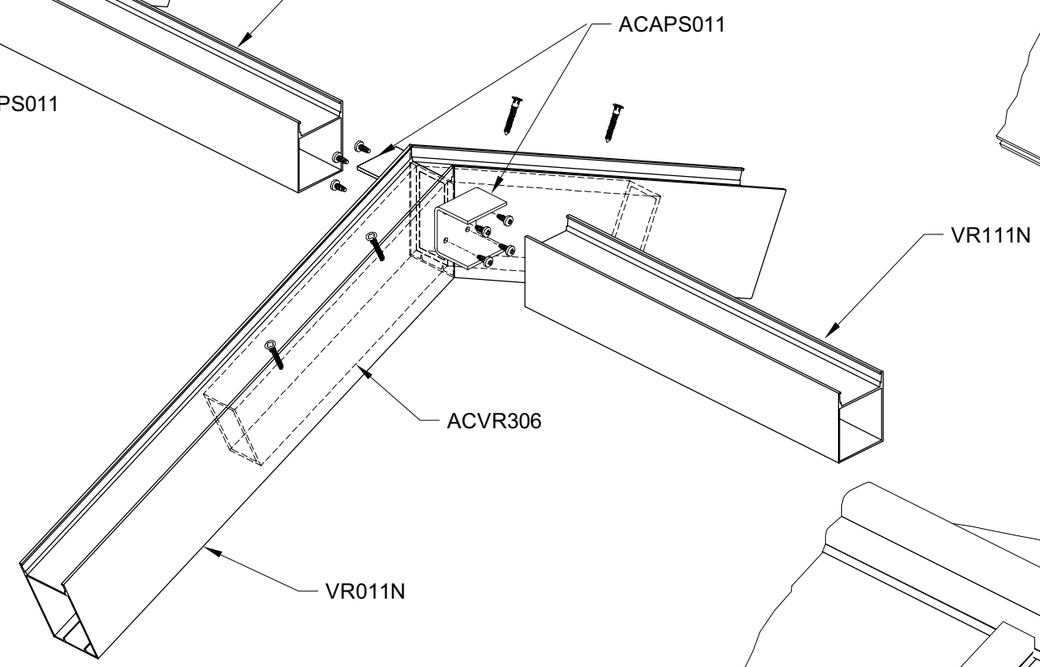

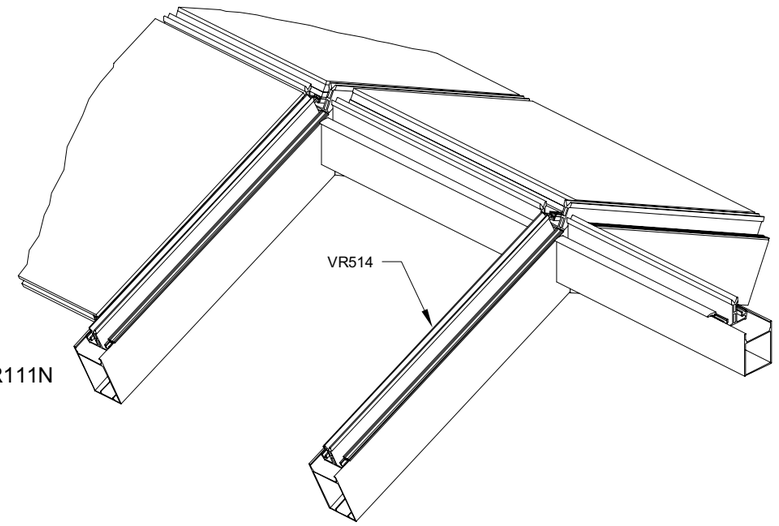

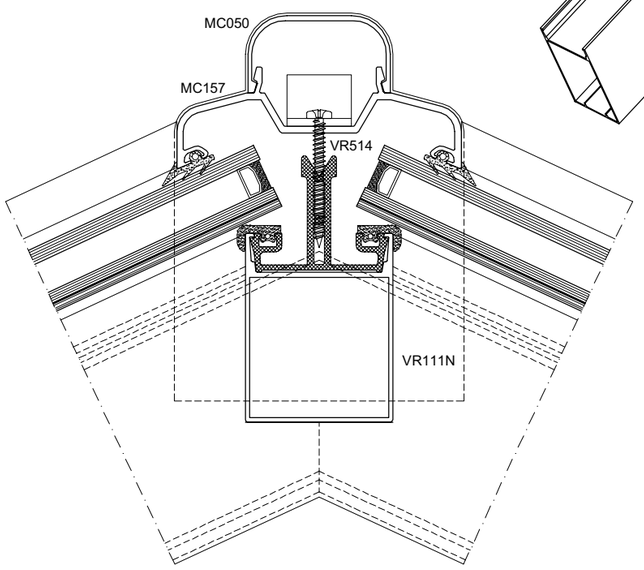

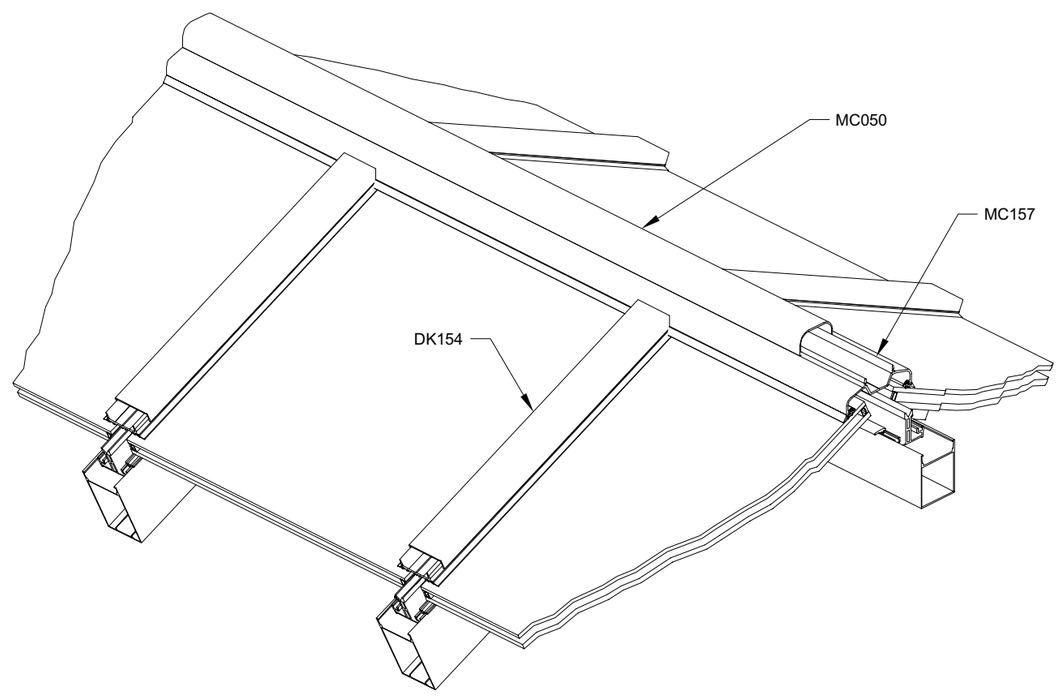

nok

216 **16/7/07**

MONTAGE BOORMAL VOOR VR2016/VR2017
MONTAGE CALIBRE POUR VR2016/VR2017
AUFSTELLEN BOHRSCHABLONE FUR VR2016/VR2017
ASSEMBLY BORING JIG SET FOR VR2016/VR2017

WERKTEKENINGEN - DESSINS DE CONSTRUCTION - KONSTRUKTIONZEICHNUNGEN - CONSTRUCTION DRAWINGS

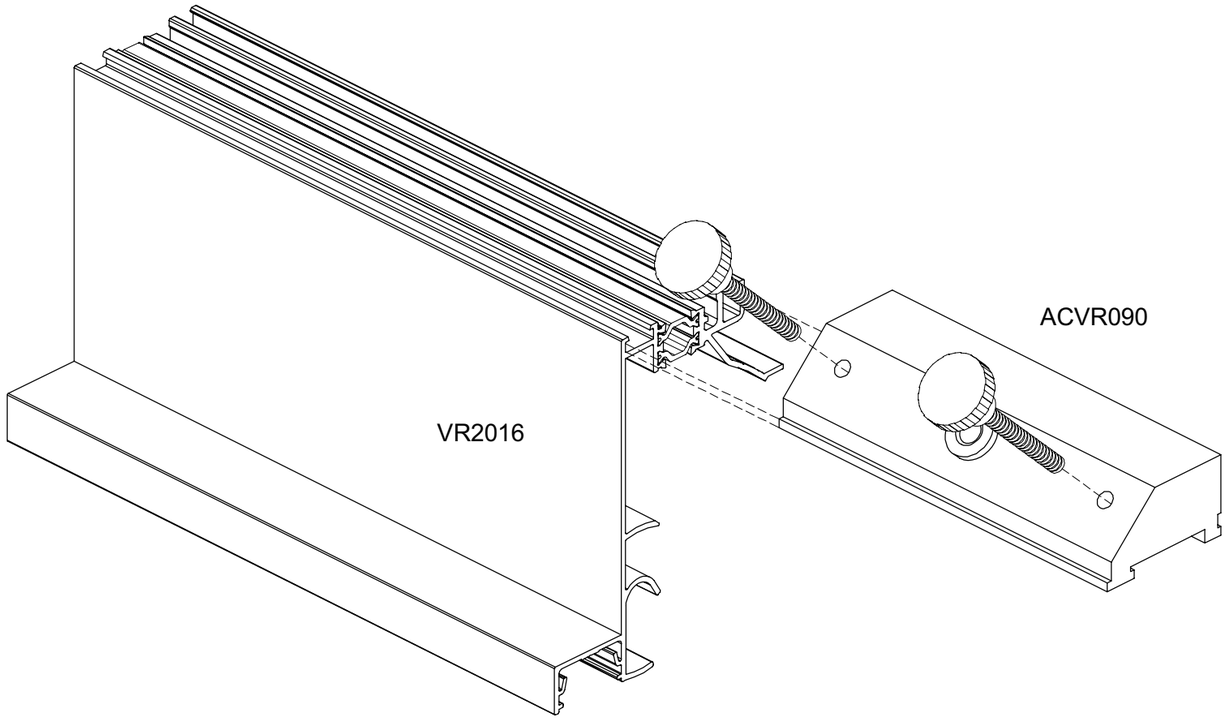

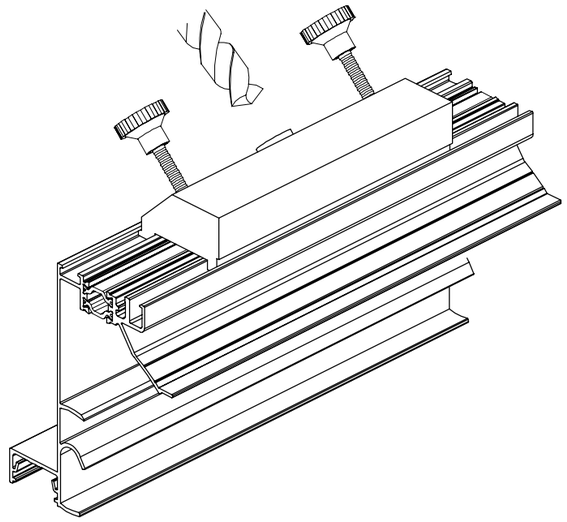

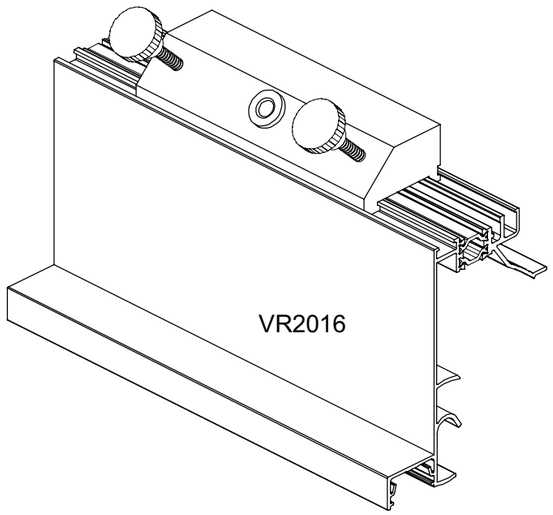

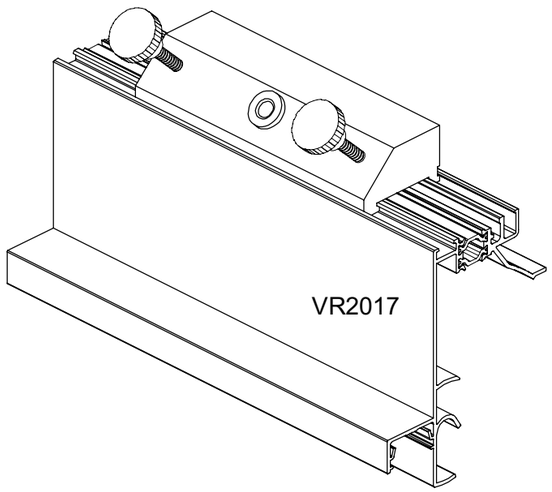

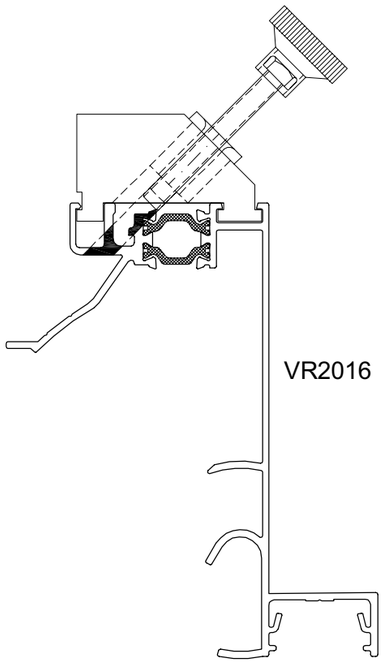

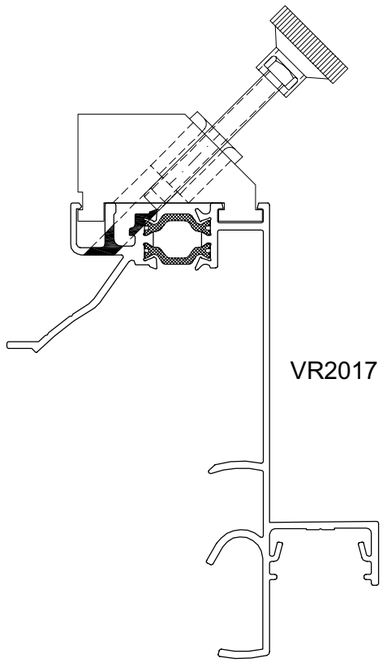

BOOR

aliver2000+

smart® SYSTEMS

MONTAGE BOORMAL VOOR VR116/VR117
MONTAGE CALIBRE POUR VR116/VR117
AUFSTELLEN BOHRSCHABLONE FUR VR116/VR117
ASSEMBLY BORING JIG SET FOR VR116/VR117

WERKTEKENINGEN - DESSINS DE CONSTRUCTION - KONSTRUKTIONZEICHNUNGEN - CONSTRUCTION DRAWINGS

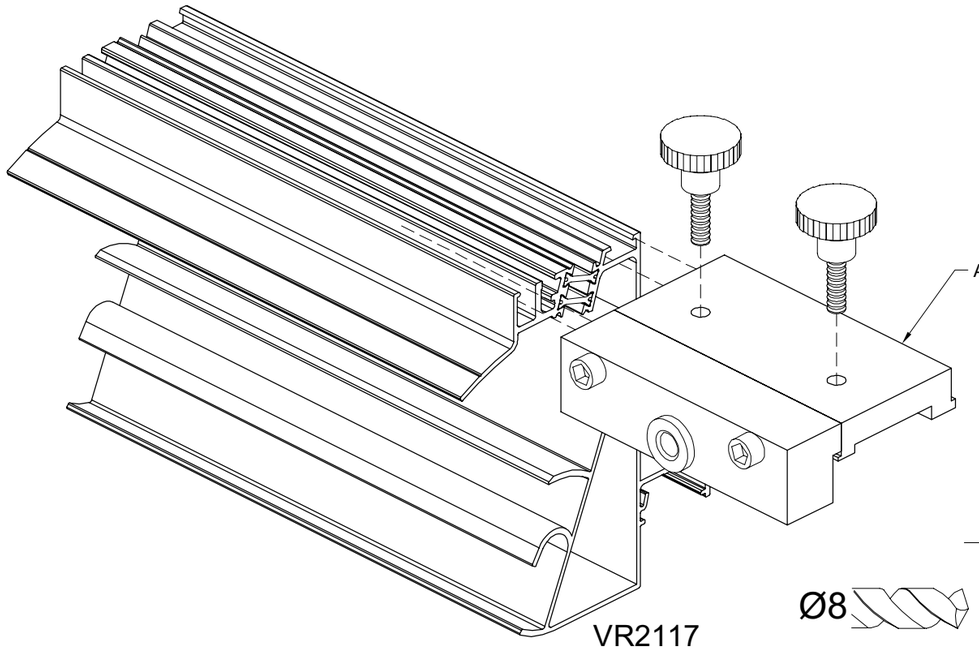

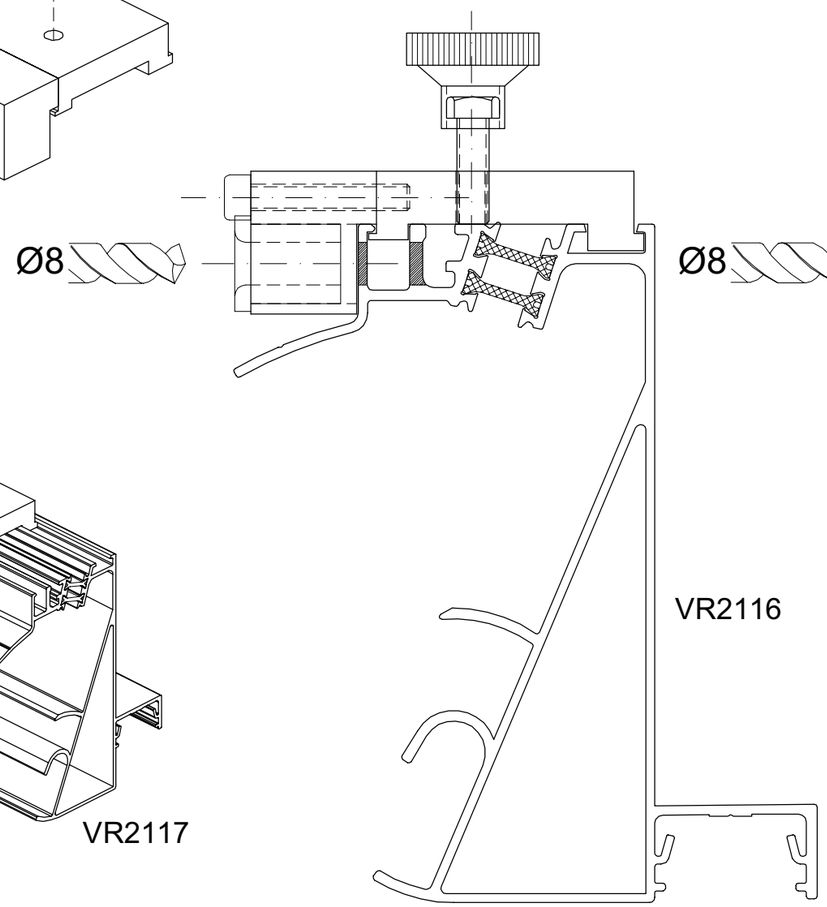

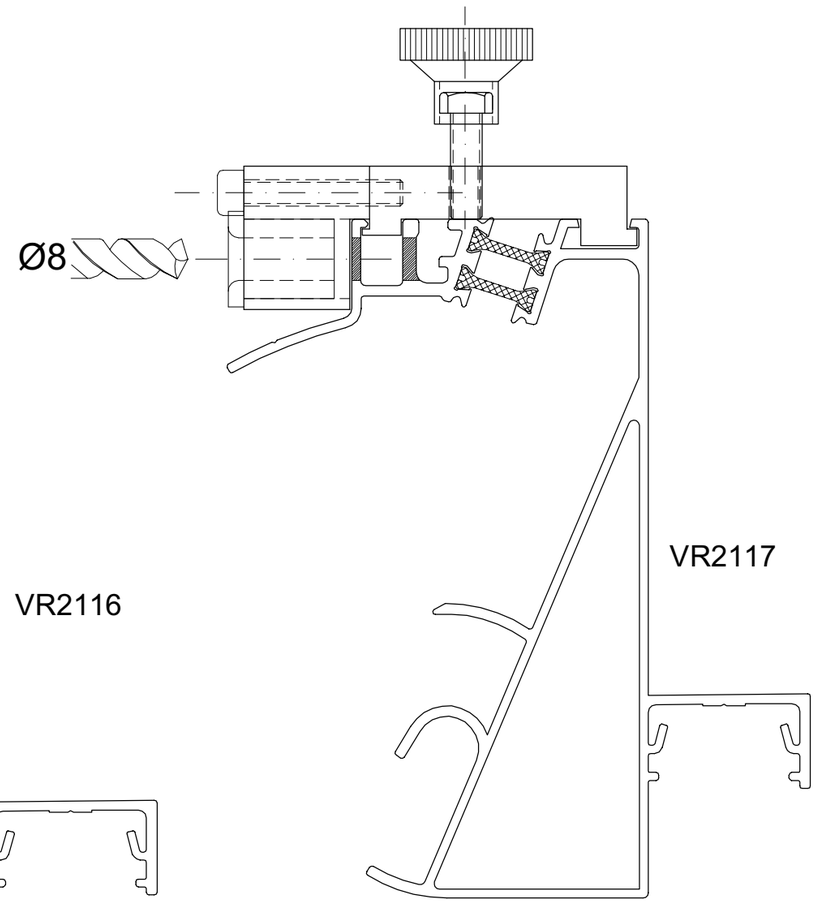

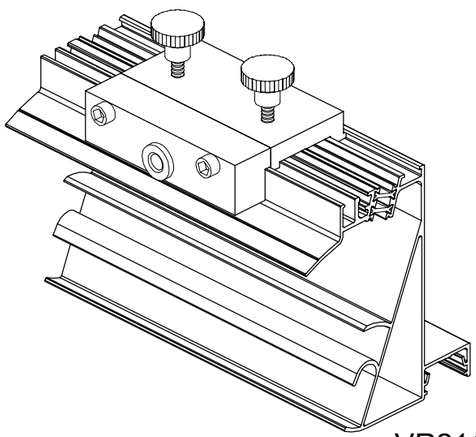

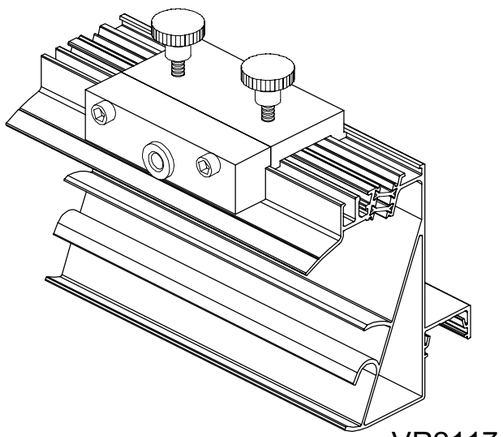

boor2

218 16/7/07

MONTAGE GOOT MET ROLLUIK
MONTAGE GOUTTIERE AVEC VOLET
AUFSTELLEN RINNE MIT ROLLADEN
ASSEMBLY GUTTER WITH BLINDS

WERKTEKENINGEN - DESSINS DE CONSTRUCTION - KONSTRUKTIONZEICHNUNGEN - CONSTRUCTION DRAWINGS

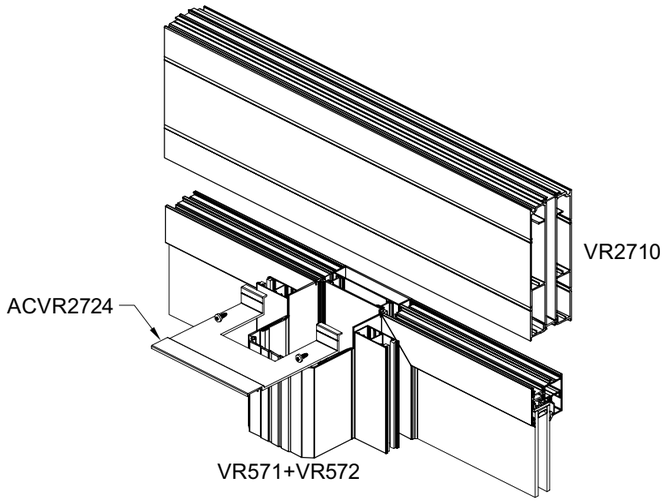

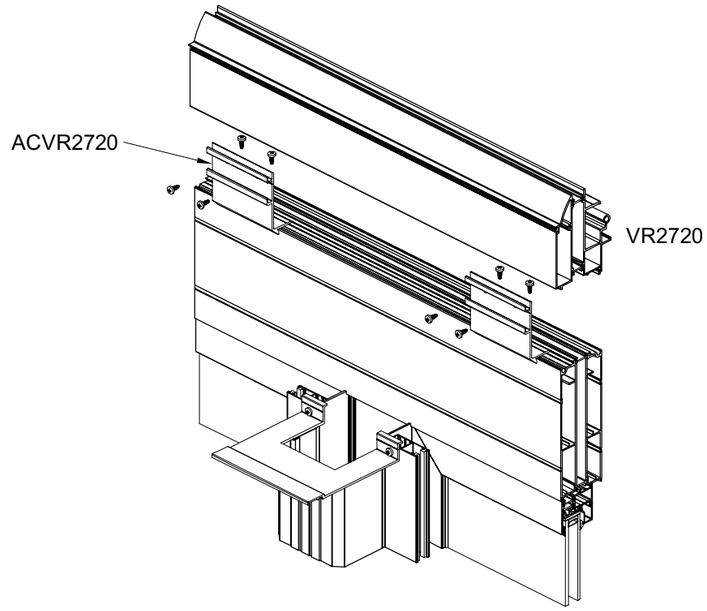

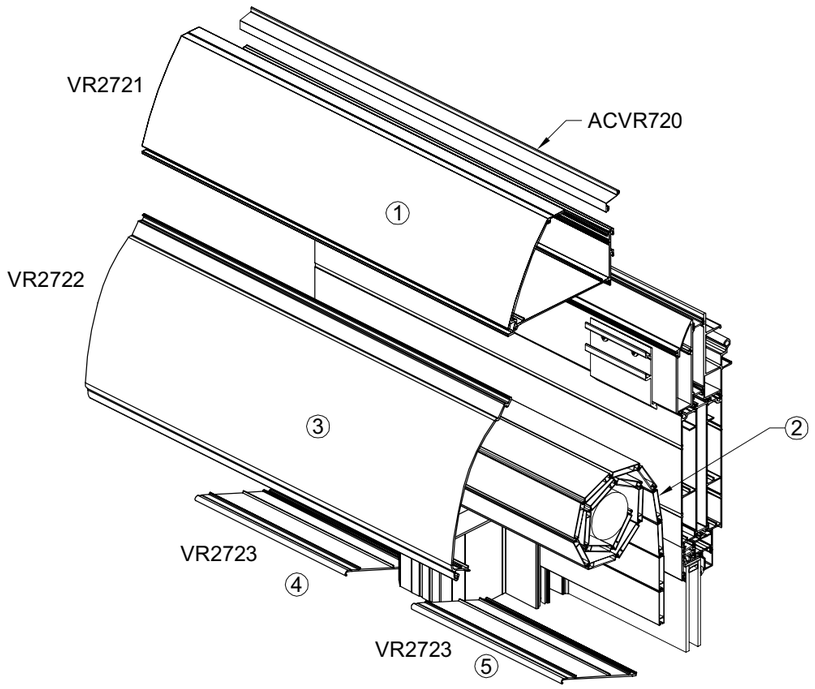

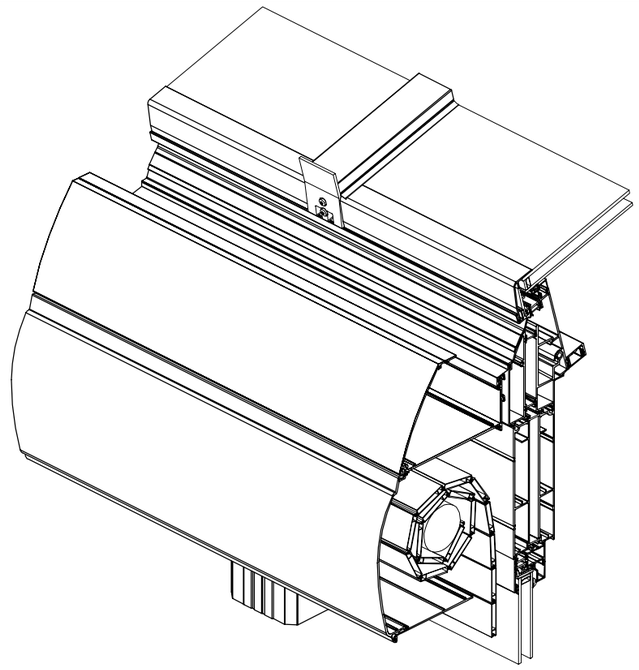

voletexpl1

aliver2000+

smart® SYSTEMS

MONTAGE ACVR2724
MONTAGE ACVR2724
AUFSTELLEN ACVR2724
ASSEMBLY ACVR2724

WERKTEKENINGEN - DESSINS DE CONSTRUCTION - KONSTRUKTIONZEICHNUNGEN - CONSTRUCTION DRAWINGS

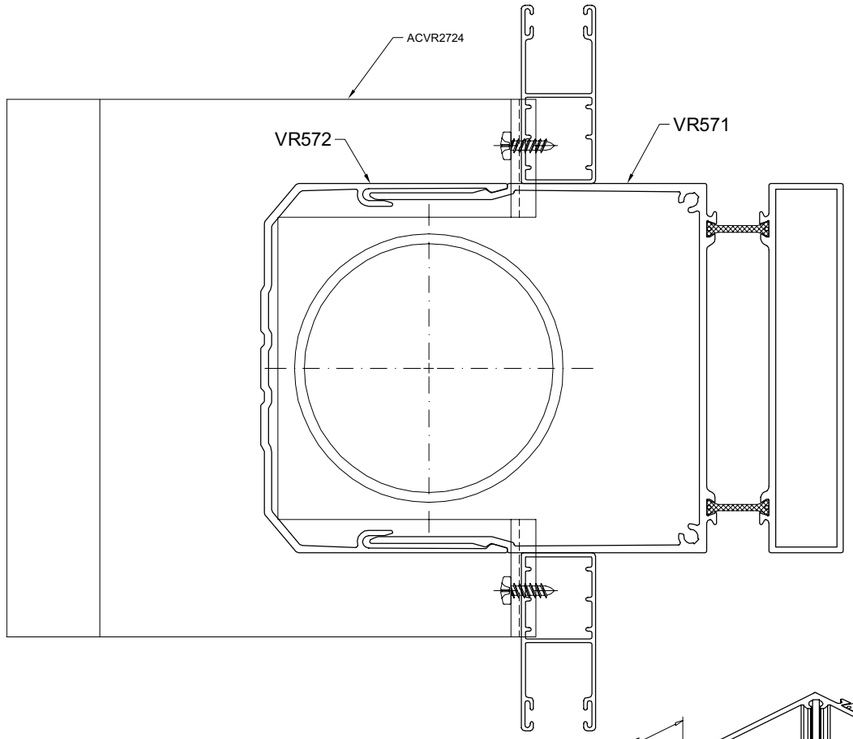

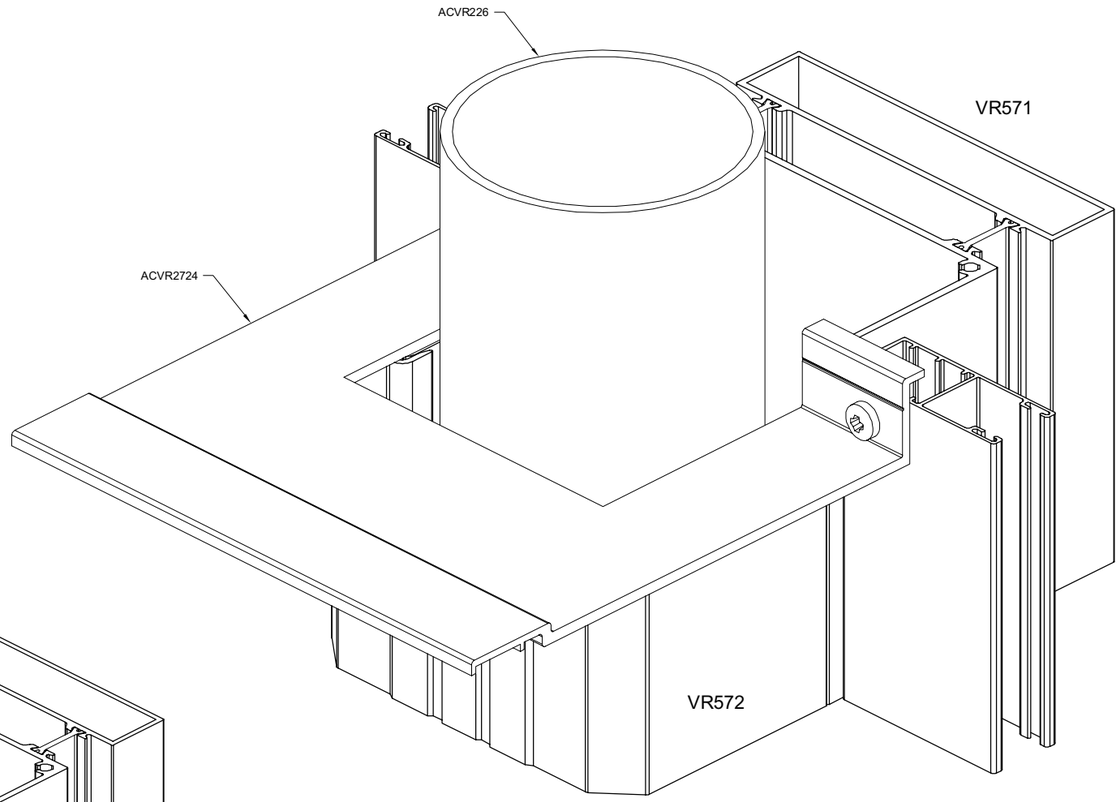

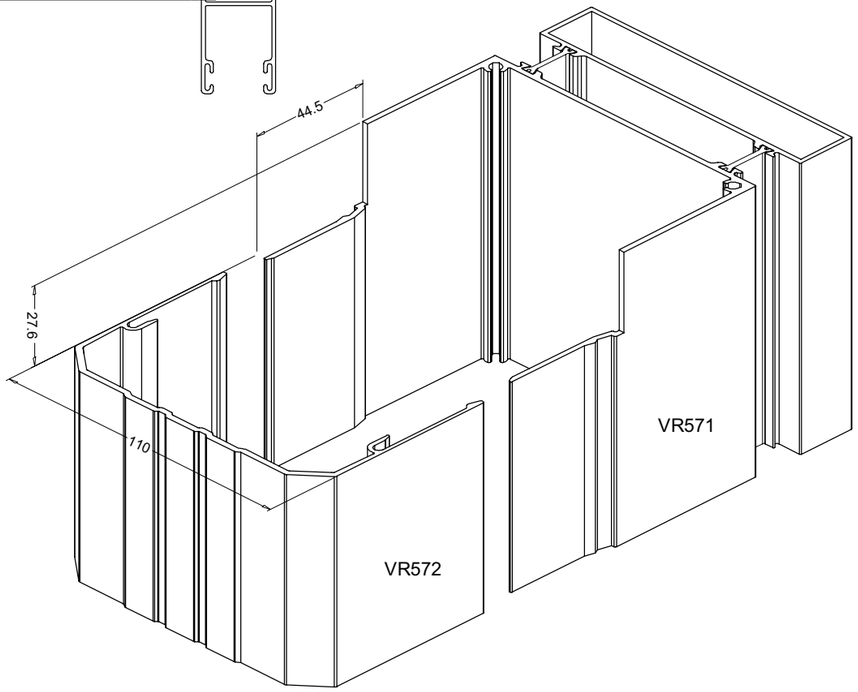

volet

220 16/7/07

BEWERKING VR2773/VR2775
USINAGE VR2773/VR2775
BEARBEITUNG VR2773/VR2775
MACHINING VR2773/VR2775

WERKTEKENINGEN - DESSINS DE CONSTRUCTION - KONSTRUKTIONZEICHNUNGEN - CONSTRUCTION DRAWINGS

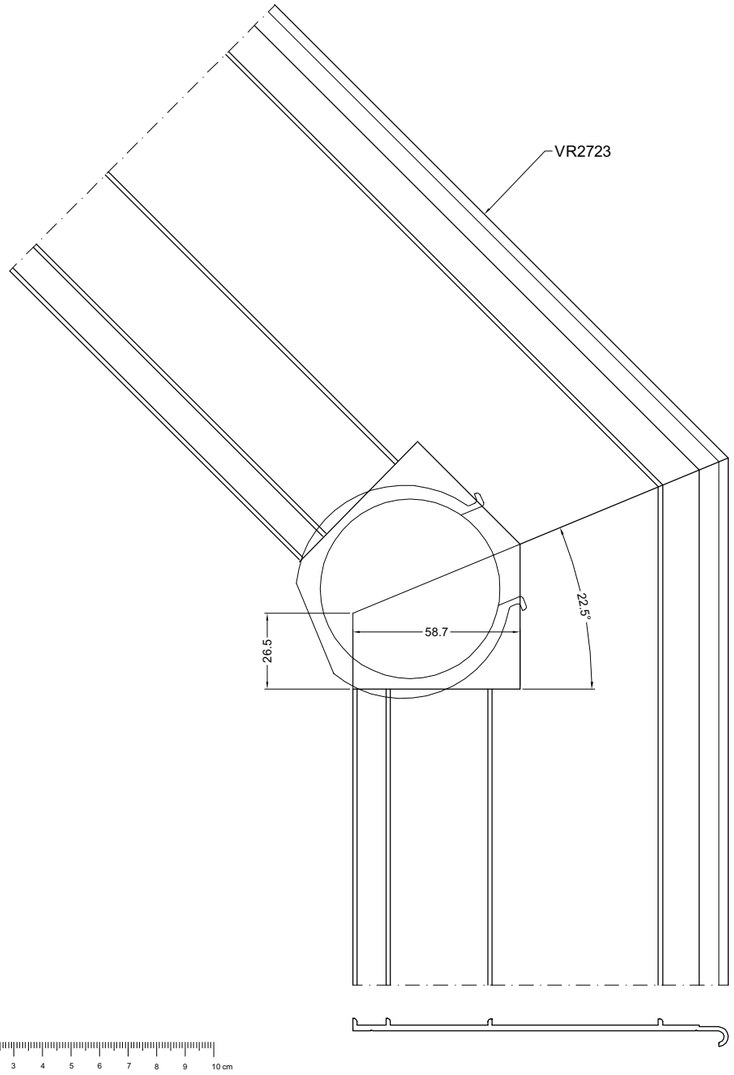

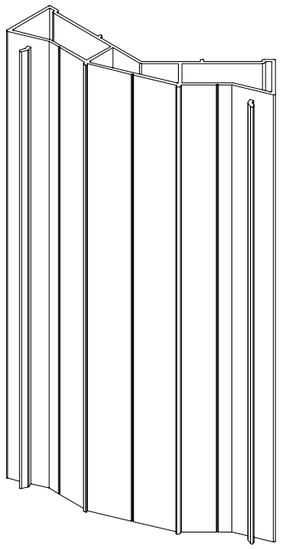

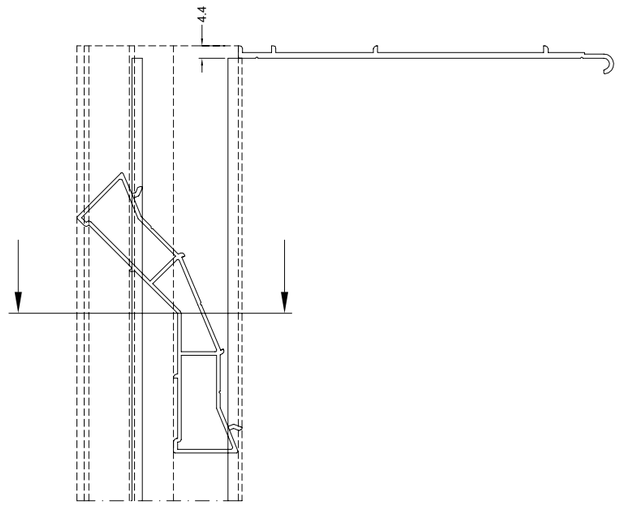

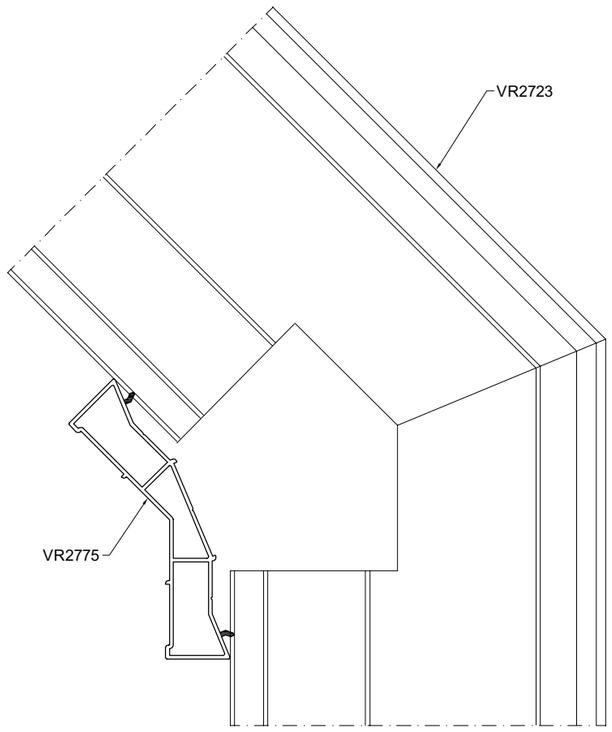

volet2

aliver2000+

smart® SYSTEMS

BEWERKING VR212
USINAGE VR212
BEARBEITUNG VR212
MACHINING VR212

WERKTEKENINGEN - DESSINS DE CONSTRUCTION - KONSTRUKTIONZEICHNUNGEN - CONSTRUCTION DRAWINGS

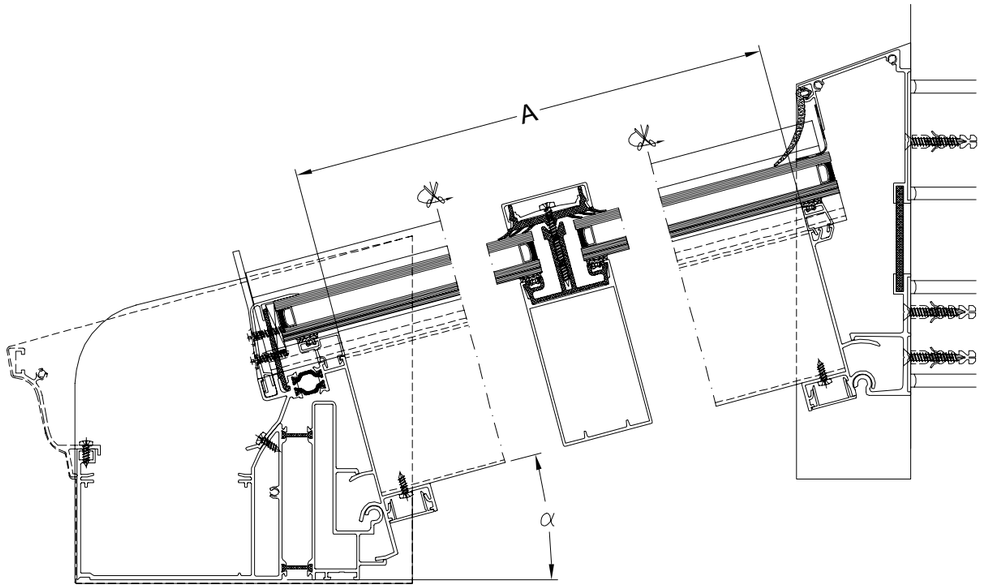

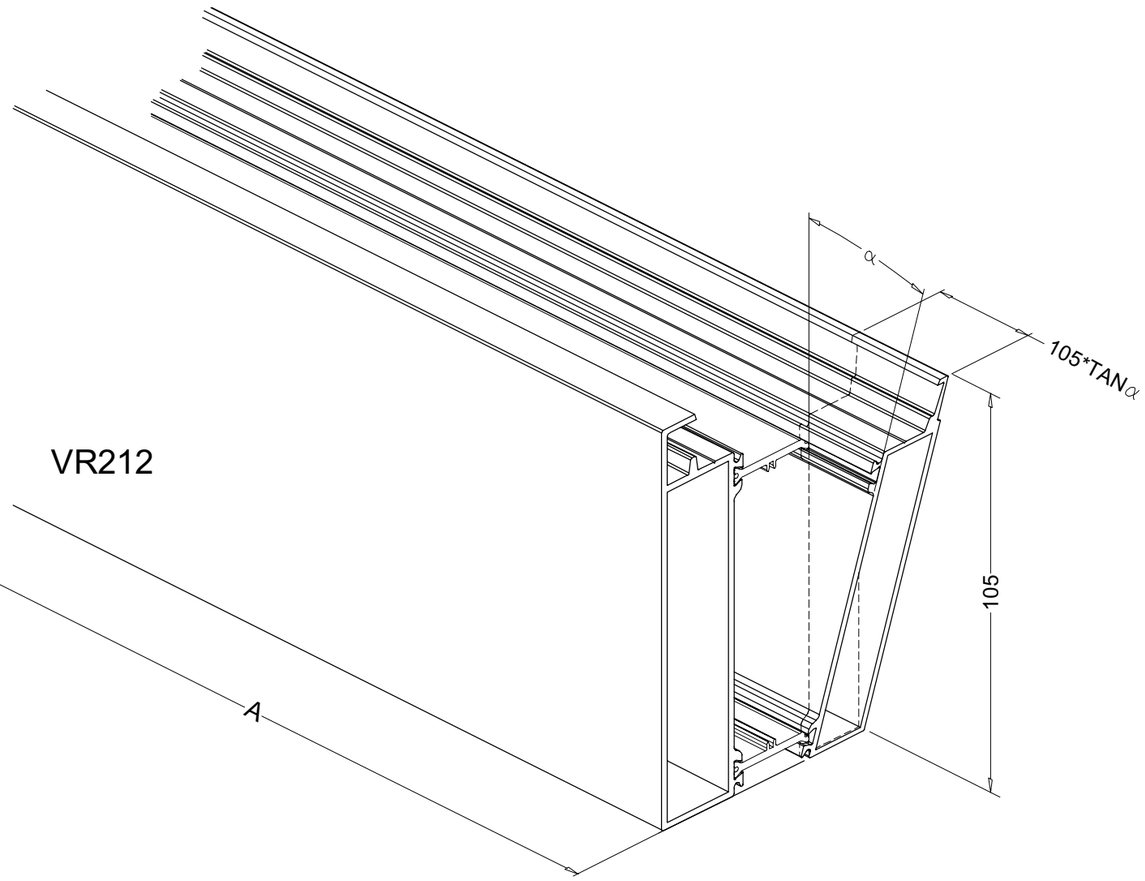

VR212

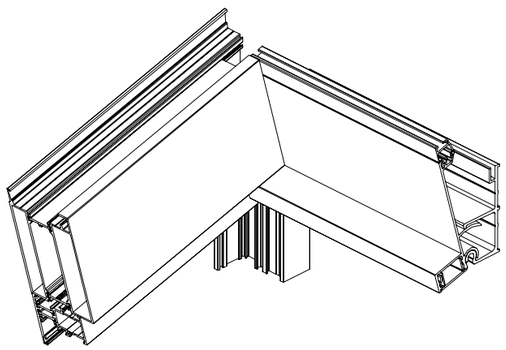

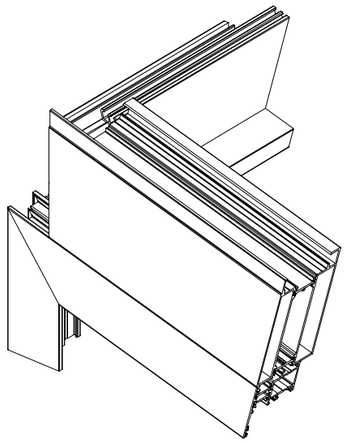

ZGVR212

222 16/7/07

BEWERKING VR212 MET VR2217
USINAGE VR212 AVEC VR2217
BEARBEITUNG VR212 MIT VR2217
MACHINING VR212 WITH VR2217

WERKTEKENINGEN - DESSINS DE CONSTRUCTION - KONSTRUKTIONZEICHNUNGEN - CONSTRUCTION DRAWINGS

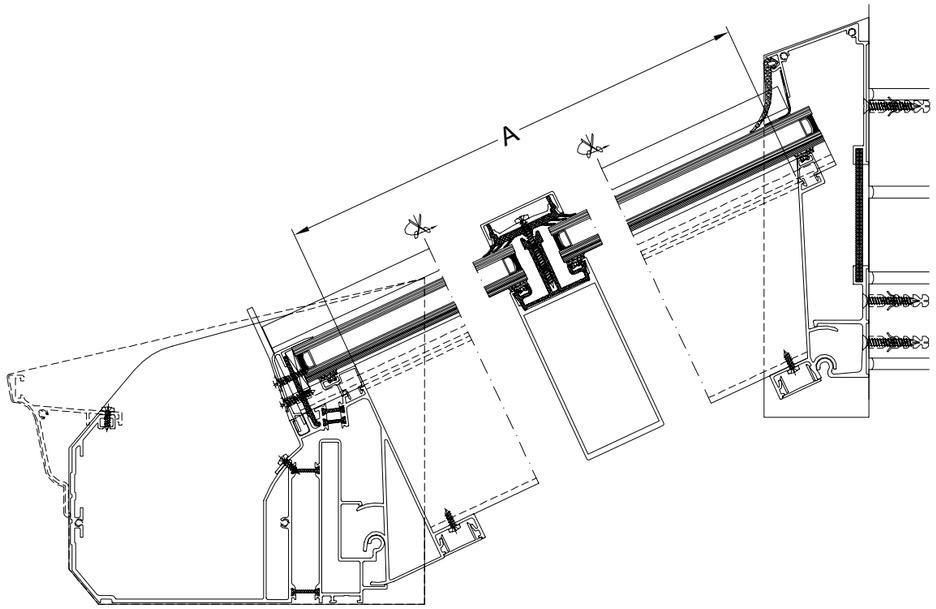

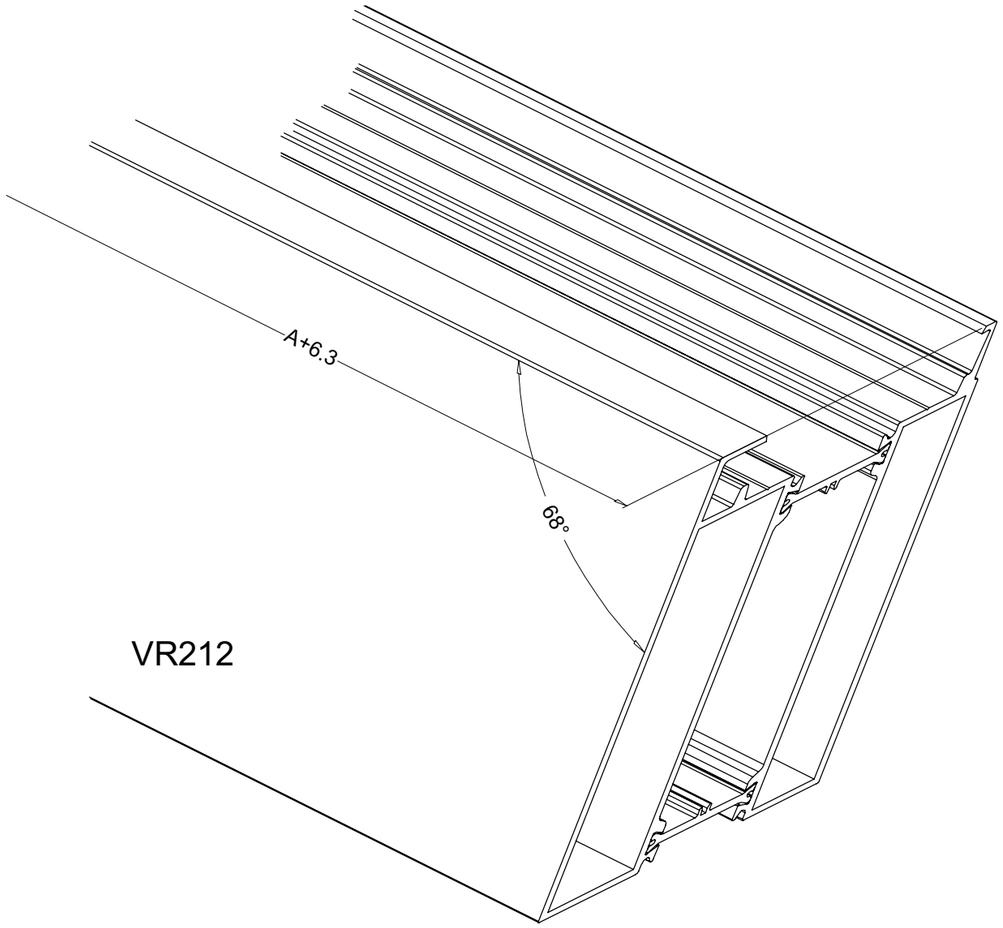

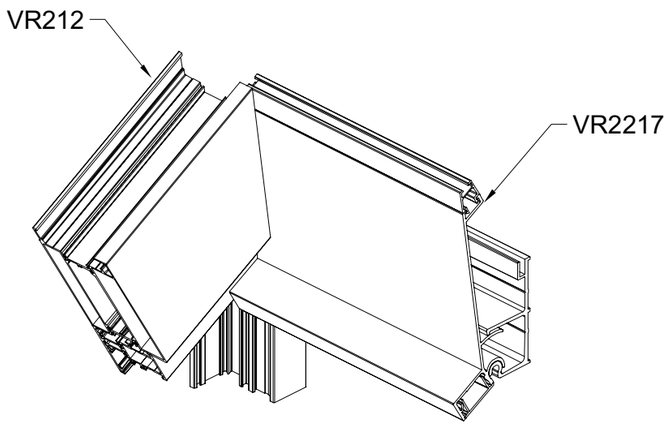

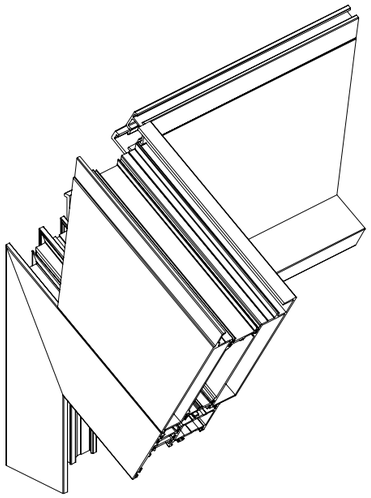

ZGB212

aliver2000+

smart® SYSTEMS

BEWERKING VR2011
USINAGE VR2011
BEARBEITUNG VR2011
MACHINING VR2011

WERKTEKENINGEN - DESSINS DE CONSTRUCTION - KONSTRUKTIONZEICHNUNGEN - CONSTRUCTION DRAWINGS

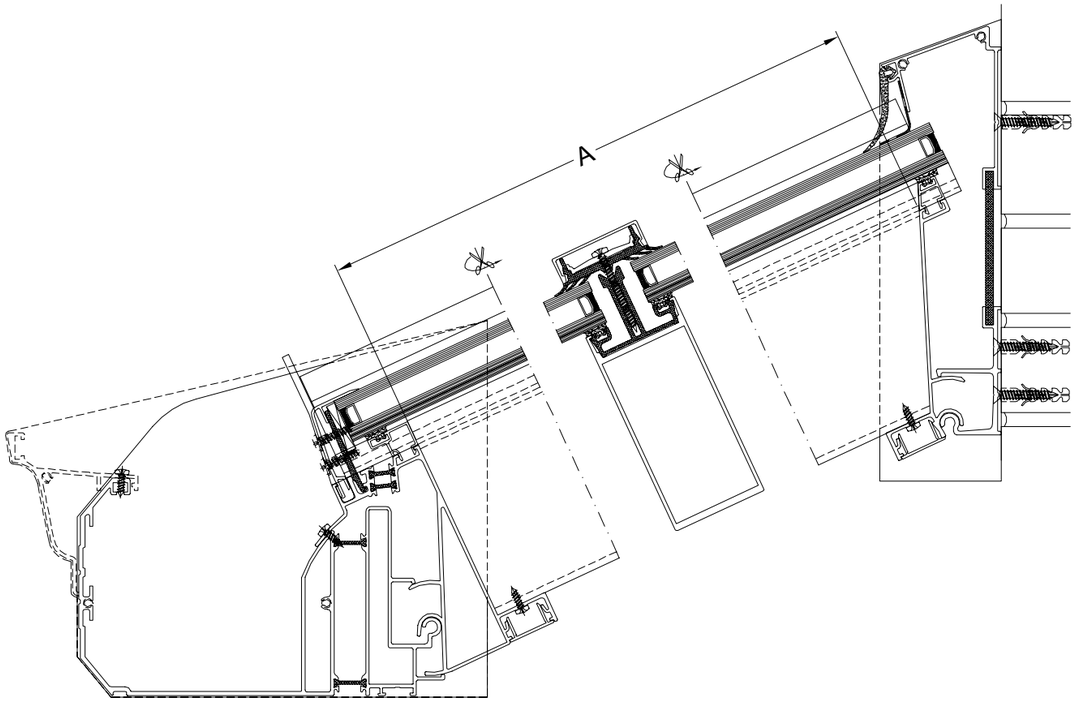

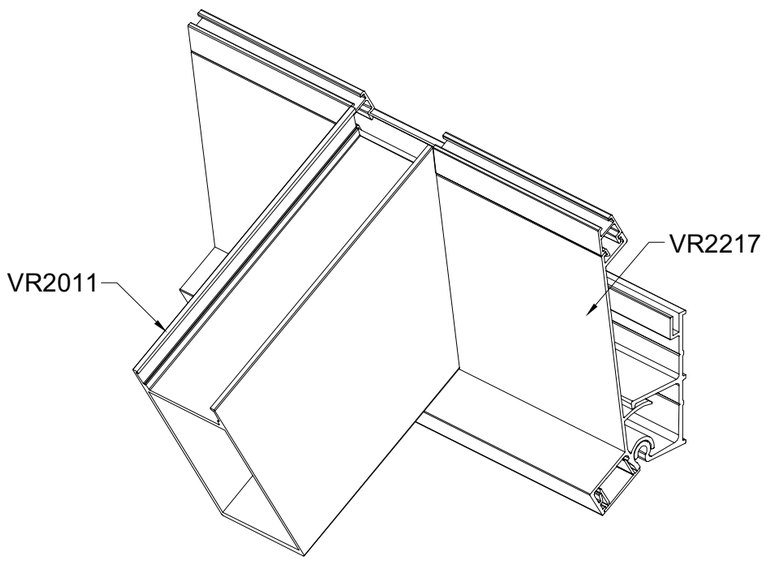

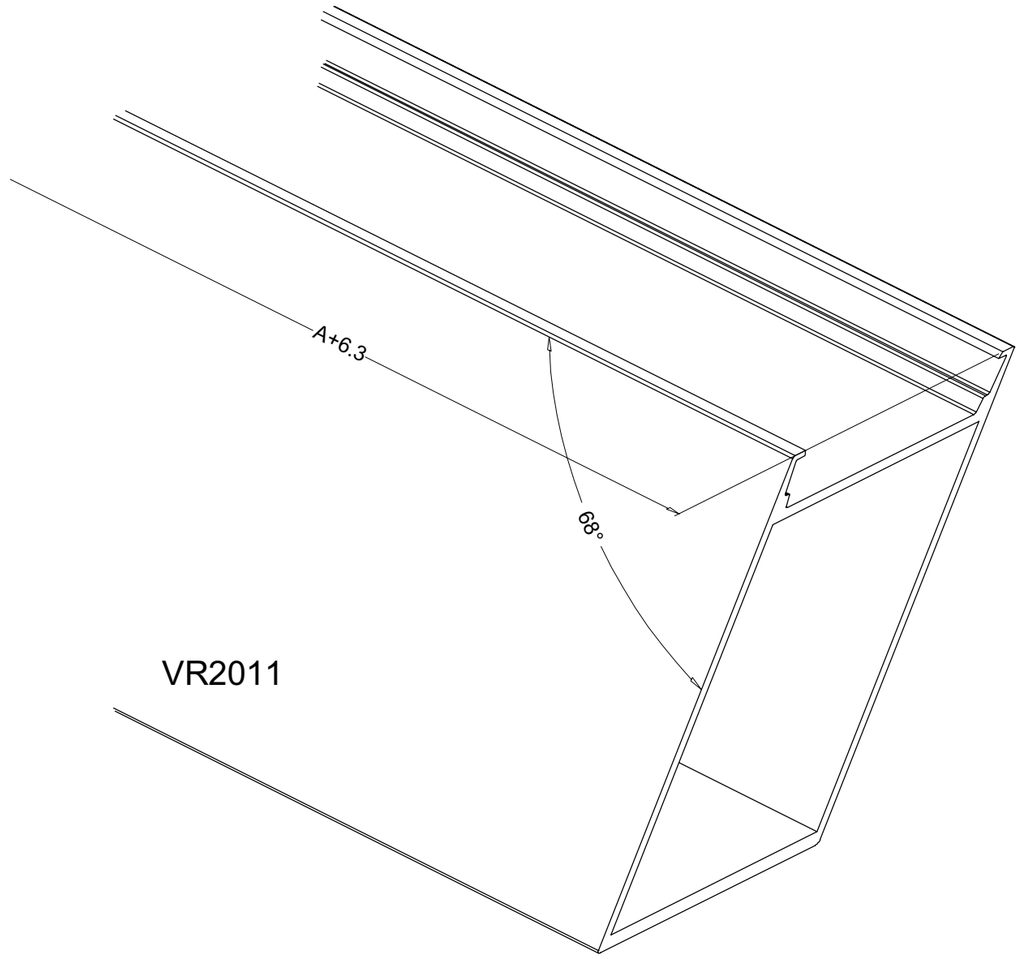

ZGVR2011

224 16/7/07

BEWERKING SCHARNIERPROFIEL EN GOOT
USINAGE PROFIL CHARNIERE ET GOUTTIERE
BEARBEITUNG SCHARNIERPROFIL UND DACHRINNE
MACHINING HINGE PROFILE AND GUTTER

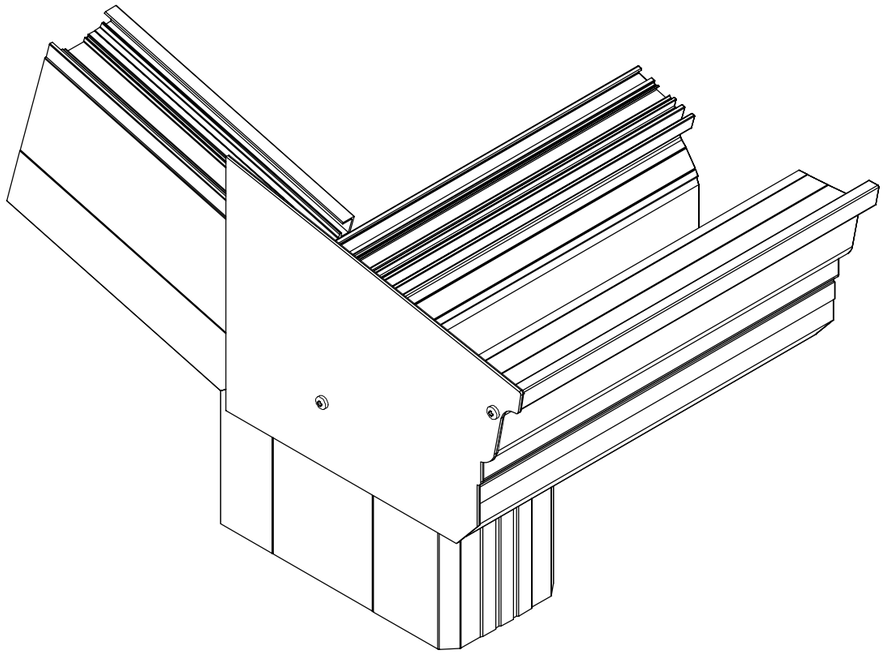

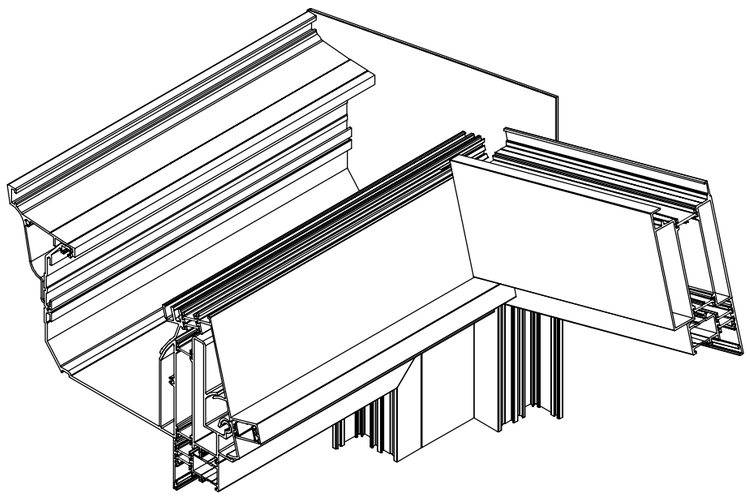

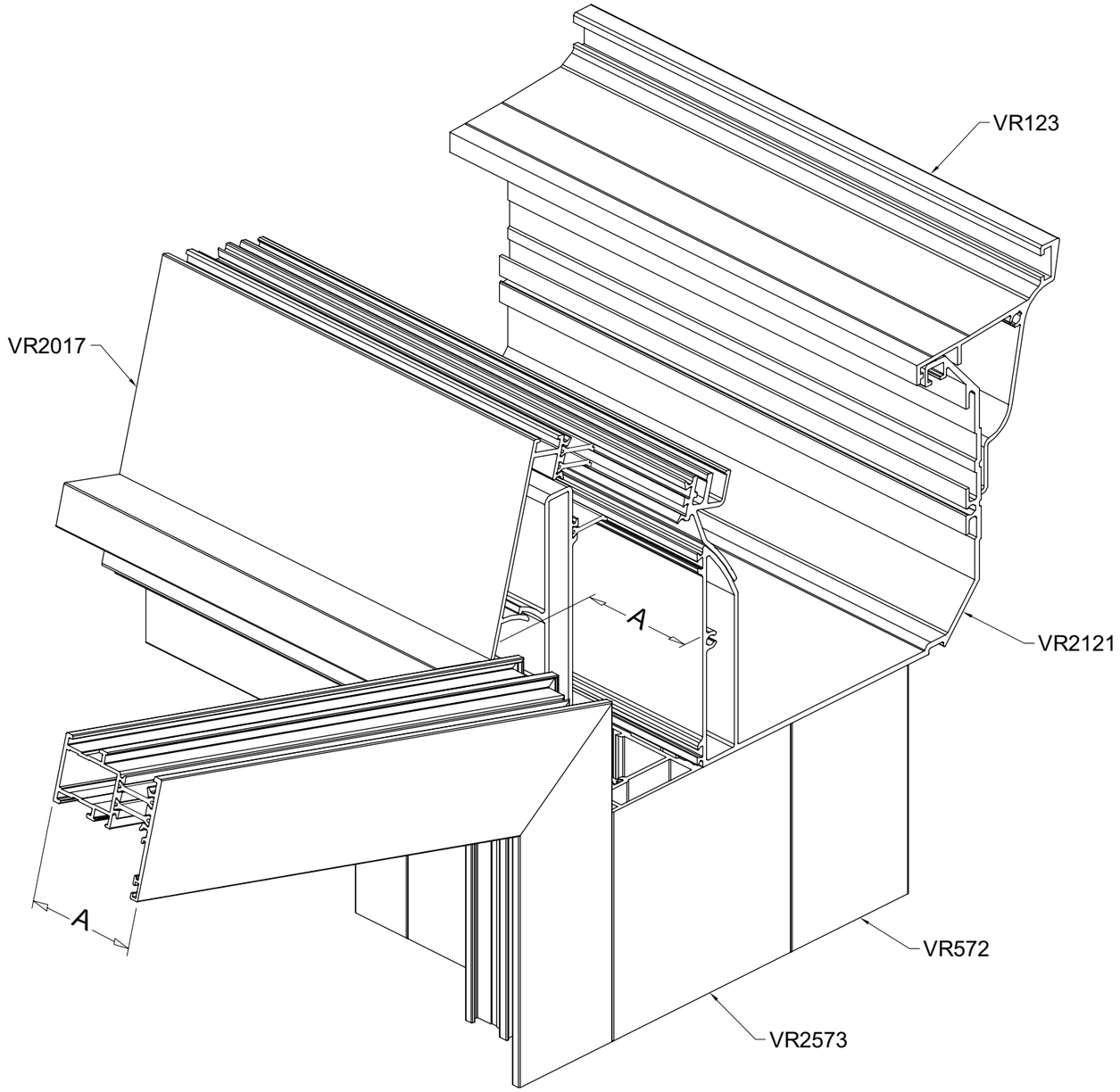

zaag

aliver2000+

smart® SYSTEMS

BIJKOMENDE ONDERSTEUNING VOOR GOOT
SUPPORT SUPPLEMENTAIRE POUR GOUTTIERE
ZUSATLICHE UNTERSTUTZUNG FUR DACHRINNE
ADDITIONAL SUPPORT FOR GUTTER

WERKTEKENINGEN - DESSINS DE CONSTRUCTION - KONSTRUKTIONZEICHNUNGEN - CONSTRUCTION DRAWINGS

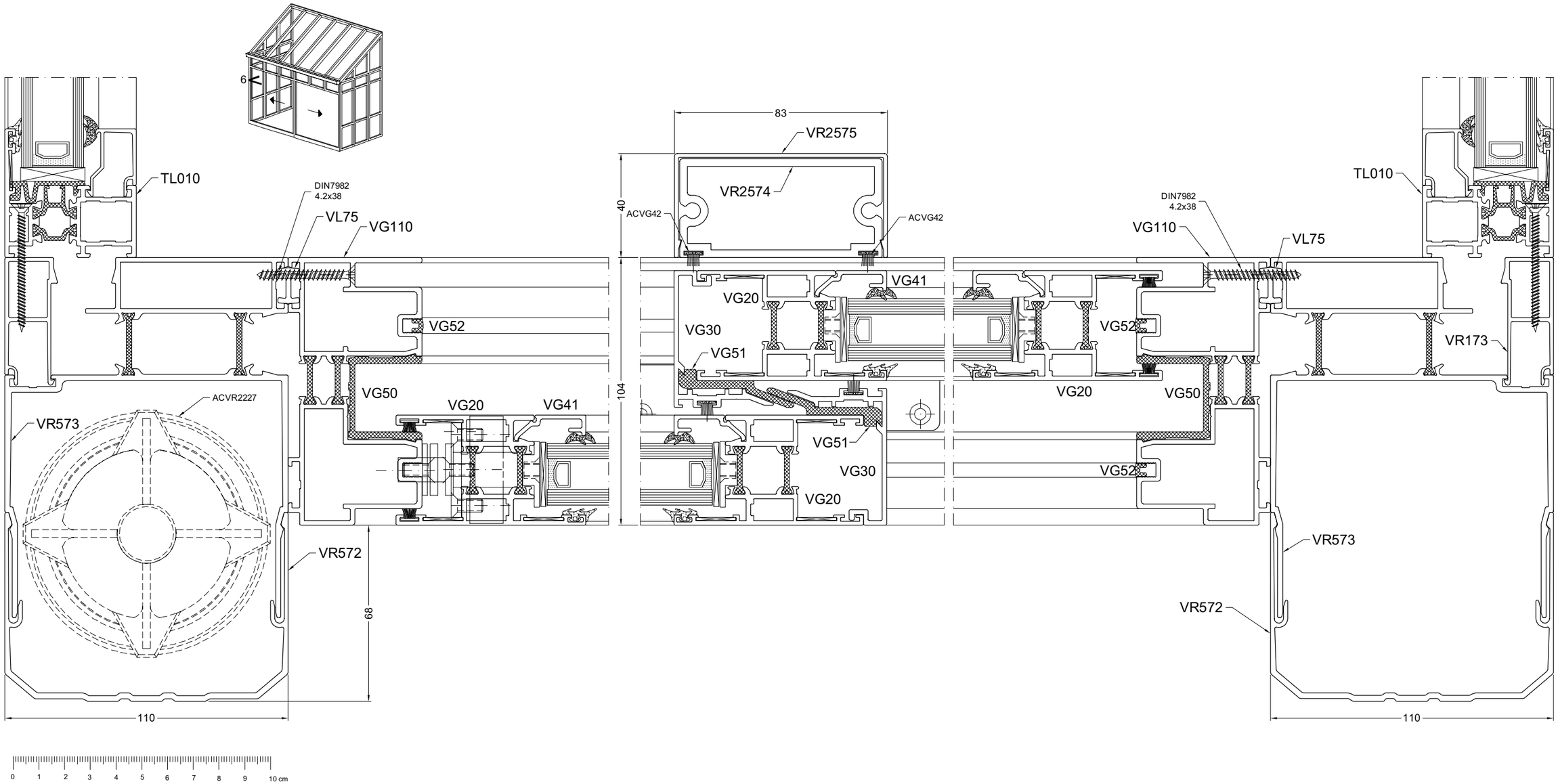

DOOR6b

226 16/7/07

BIJKOMENDE ONDERSTEUNING VOOR GOOT
SUPPORT SUPPLEMENTAIRE POUR GOUTTIERE
ZUSATLICHE UNTERSTUTZUNG FUR DACHRINNE
ADDITIONAL SUPPORT FOR GUTTER

WERKTEKENINGEN - DESSINS DE CONSTRUCTION - KONSTRUKTIONZEICHNUNGEN - CONSTRUCTION DRAWINGS

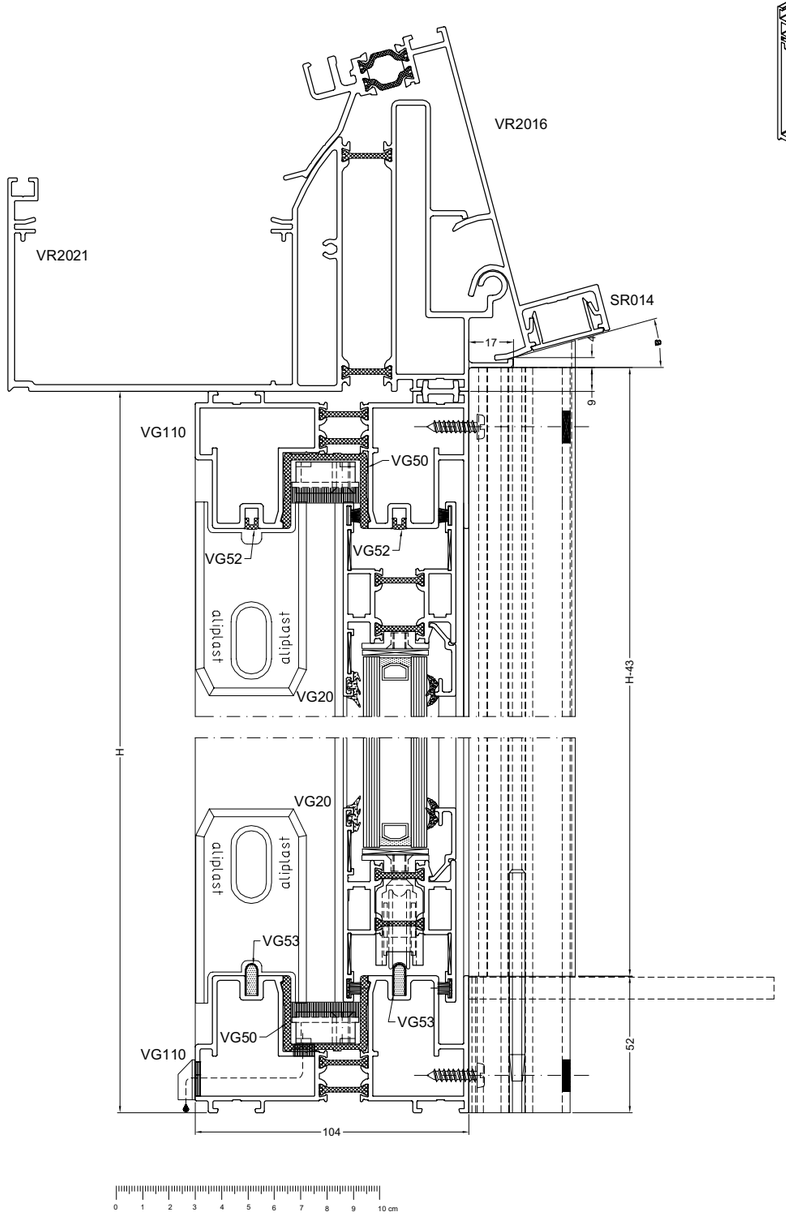

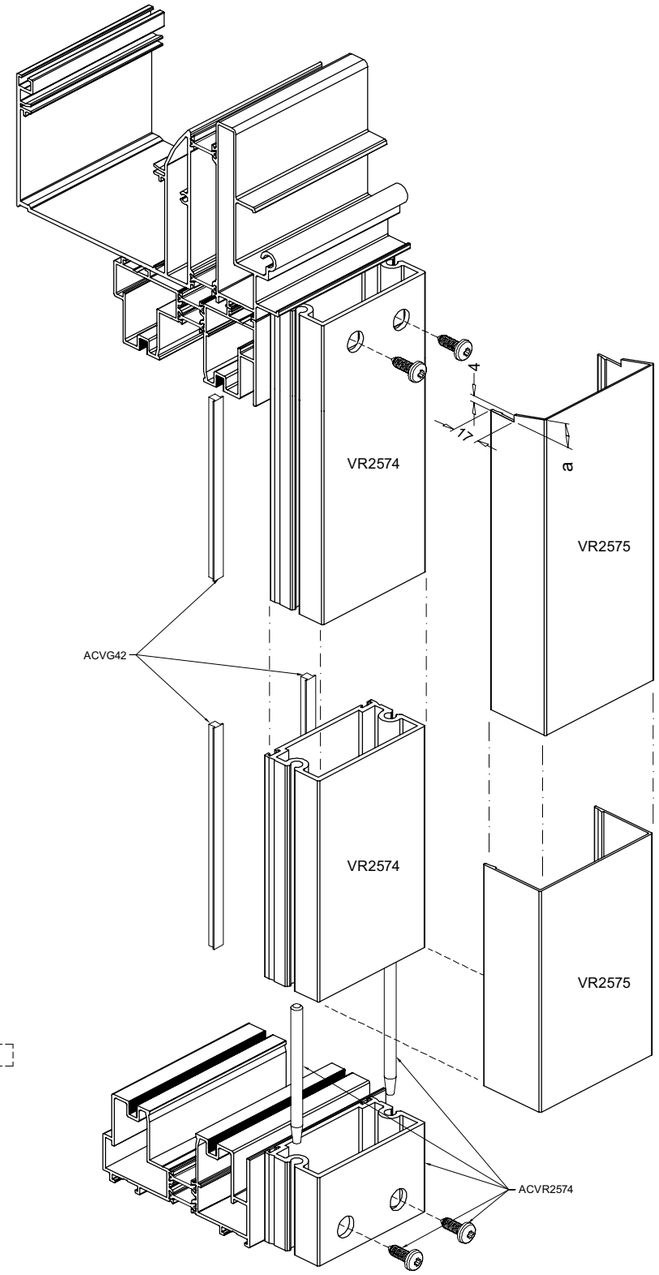

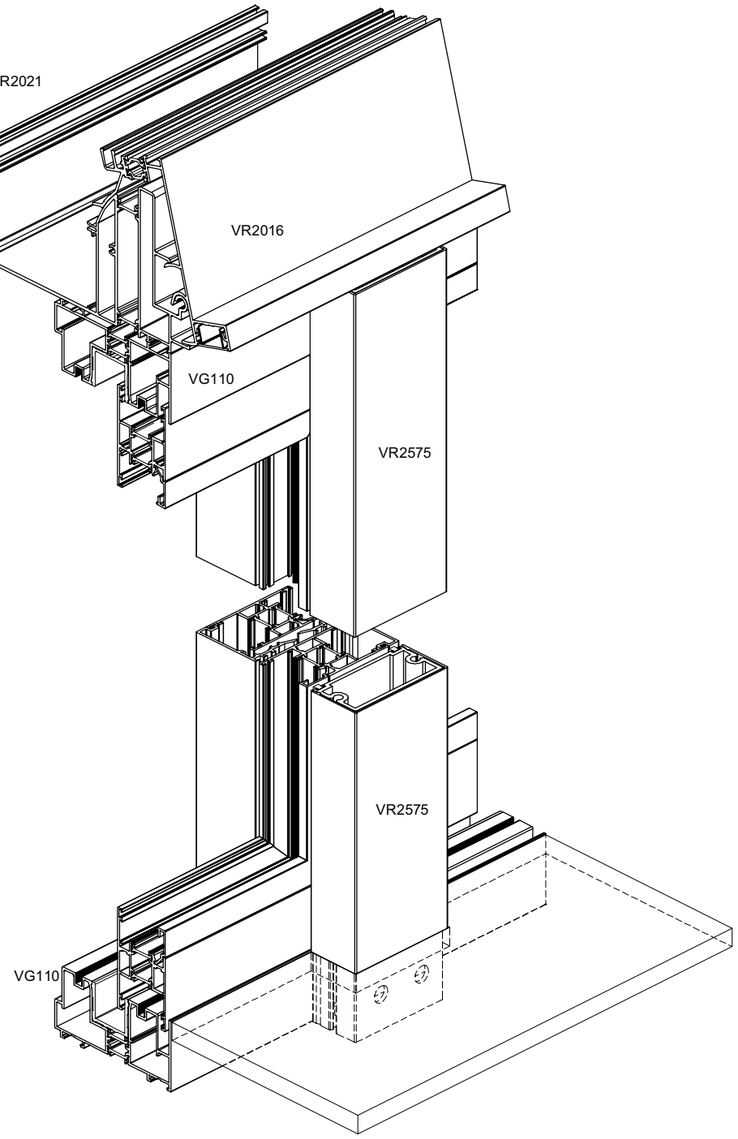

Tstijl

aliver2000+

smart® SYSTEMS

OVERZICHT KOPPLATEN GOOT
RESUME FERMETURES LATERALES GOUTTIERE
UBERSICHT ENDKAPPE DACHRINNE
OVERVIEW GUTTER SIDEPLATES

WERKTEKENINGEN - DESSINS DE CONSTRUCTION - KONSTRUKTIONZEICHNUNGEN - CONSTRUCTION DRAWINGS

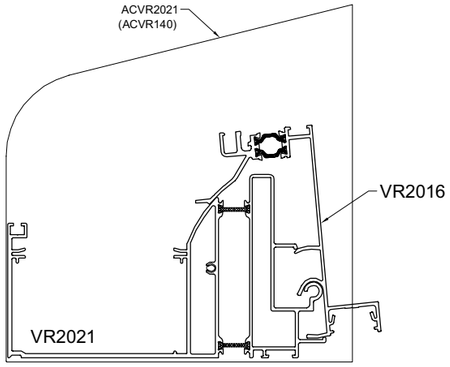

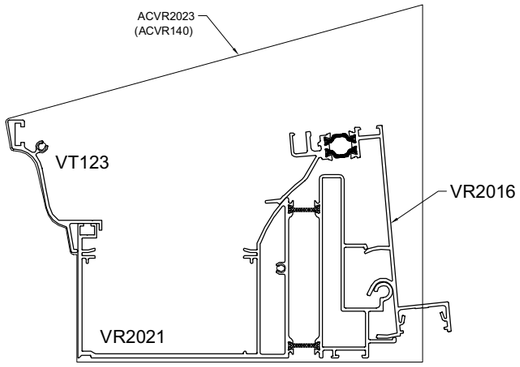

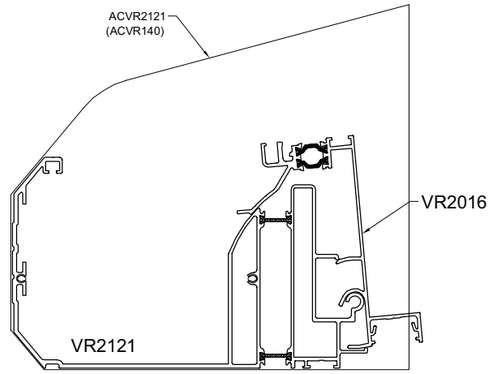

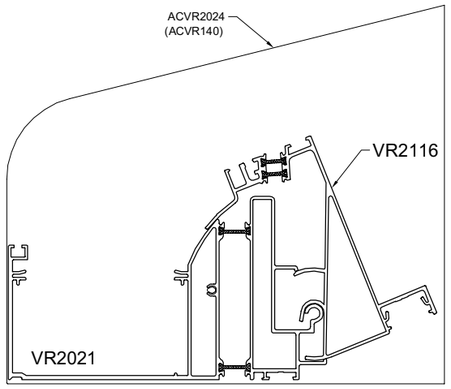

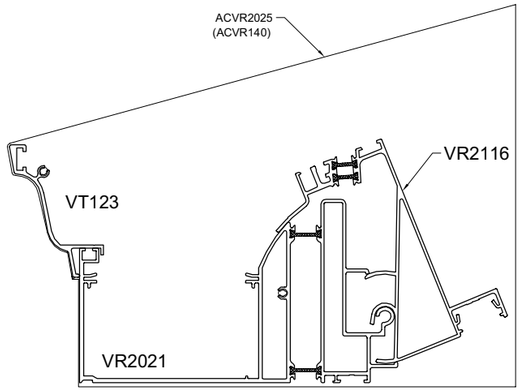

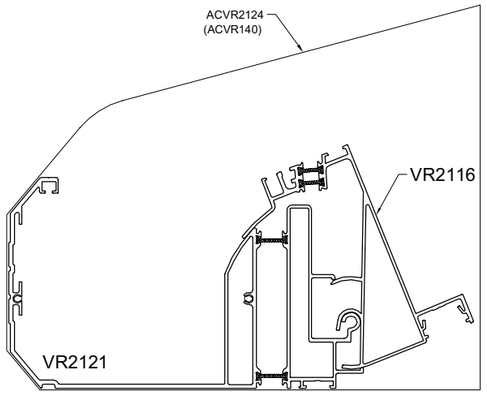

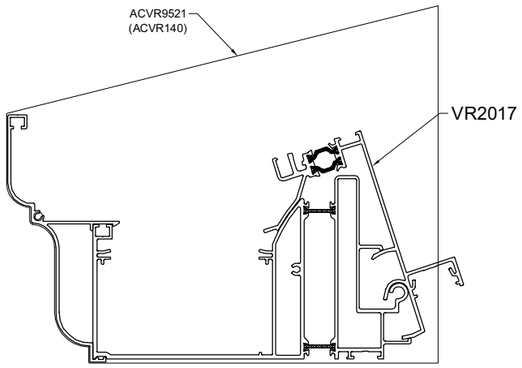

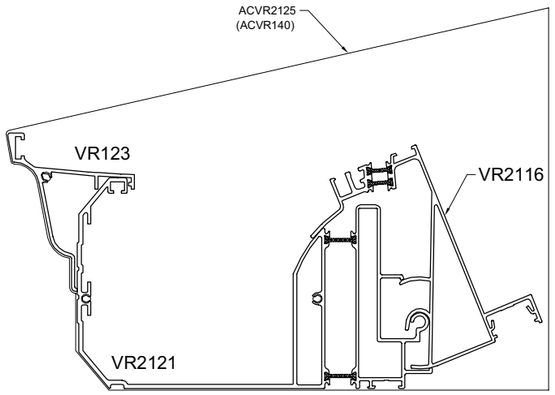

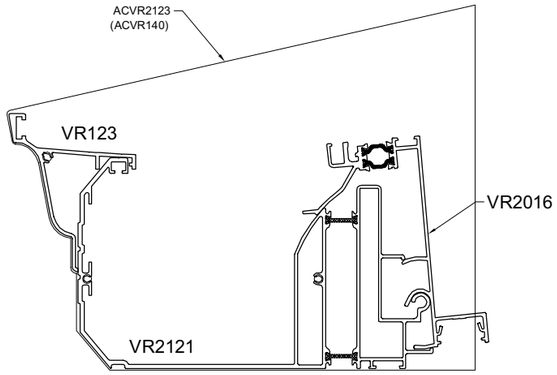

overzicht

228 16/7/07

MAATBEPALING HOOGTE TRAPEZIUM VAN 5° TOT 22°
DIMENSIONS HAUTEUR TRAPEZE DE 5° JUSQU'A 22°
MASSBESTIMMUNG HOHE TRAPEZ VON 5° BIS 22°
MEASURE TRAPEZIUM HEIGHT FROM 5° UP TO 22°

WERKTEKENINGEN - DESSINS DE CONSTRUCTION - KONSTRUKTIONZEICHNUNGEN - CONSTRUCTION DRAWINGS

$$\alpha = \text{ARCTAN}\left[\frac{H-32.8}{D-39}\right]$$

$$X1 = 40 + \frac{10}{\cos\alpha} - 9 \times \text{TAN}\,\alpha$$

$$X2 = \text{ABS}(X1 + (D \times \text{TAN}\,\alpha) - H)$$

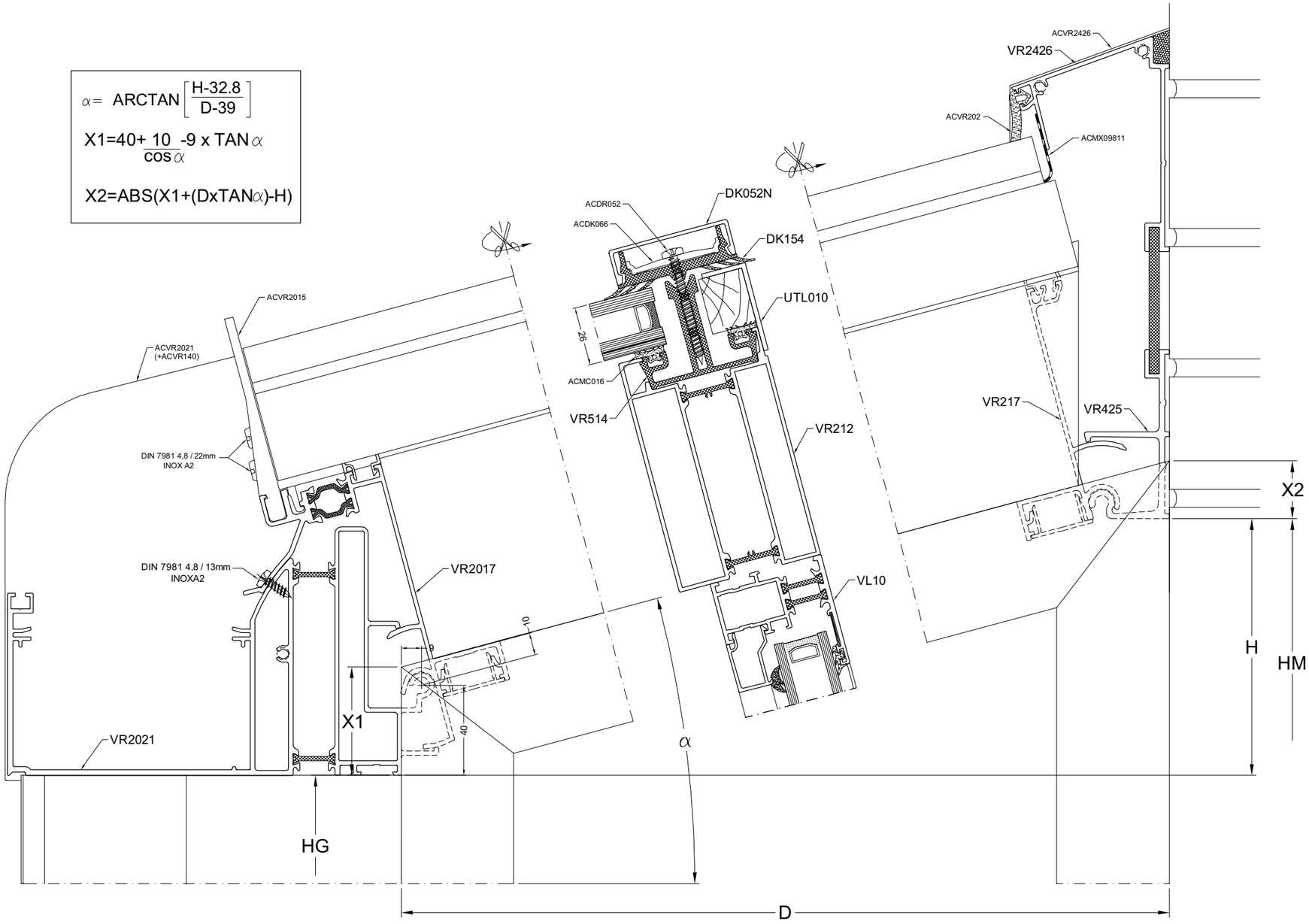

TRAP1

aliver2000+

smart® SYSTEMS

MAATBEPALING HOOGTE TRAPEZIUM VAN 5° TOT 22°
DIMENSIONS HAUTEUR TRAPEZE DE 5° JUSQU'A 22°
MASSBESTIMMUNG HOHE TRAPEZ VON 5° BIS 22°
MEASURE TRAPEZIUM HEIGHT FROM 5° UP TO 22°

WERKTEKENINGEN - DESSINS DE CONSTRUCTION - KONSTRUKTIONZEICHNUNGEN - CONSTRUCTION DRAWINGS

$$\alpha = \text{ARCTAN}\left[\frac{H-32.8}{D-39}\right] + \text{ARCSIN}\left[\frac{20}{\sqrt{(D-39)^2+(H-32.8)^2}}\right]$$

$$X1 = 40 + \frac{10}{\cos\alpha} - 9 \times \text{TAN}\,\alpha$$

$$X2 = \text{ABS}(X1 + (D \times \text{TAN}\alpha) - H)$$

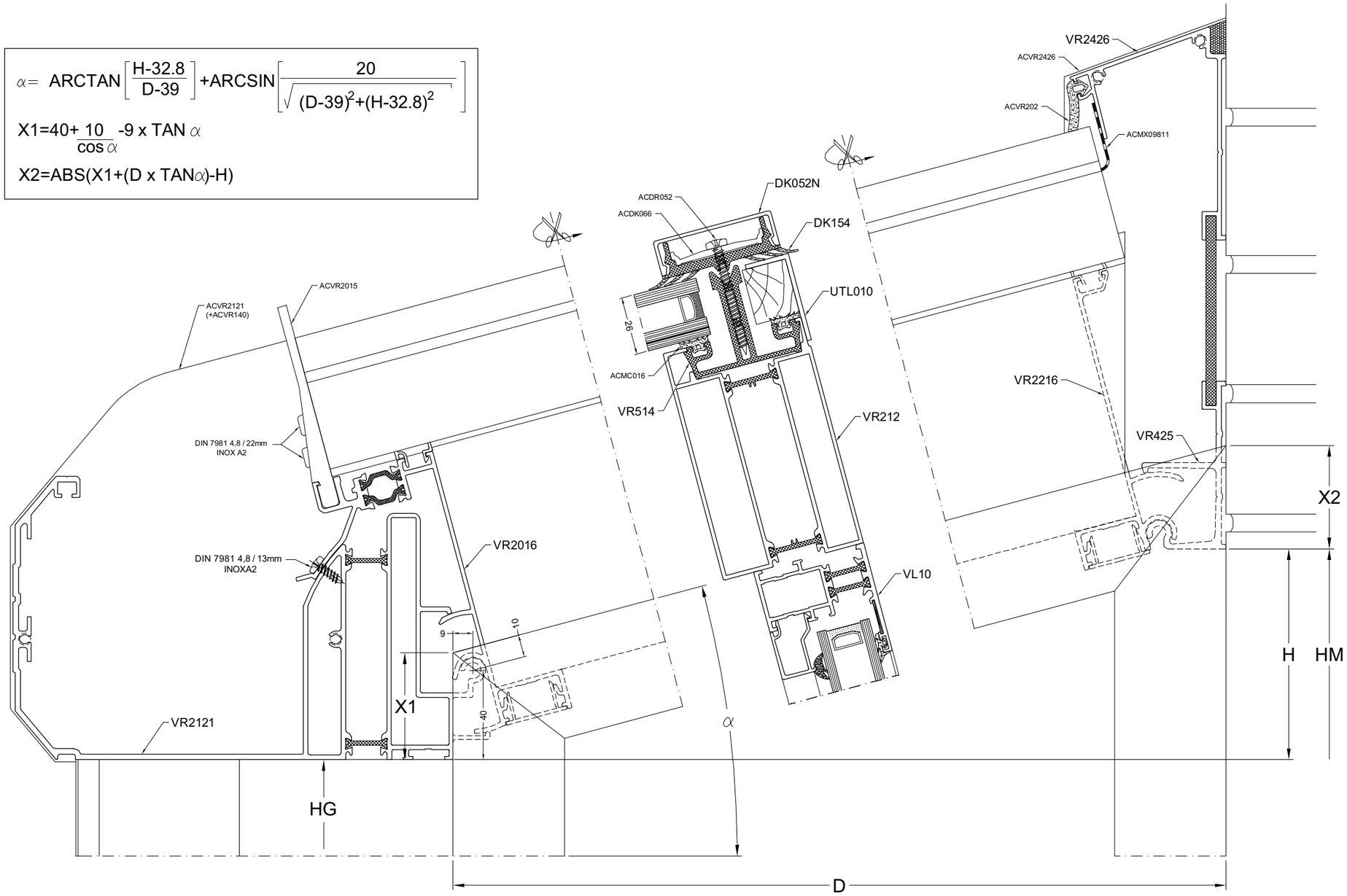

TRAP2

230 16/7/07

MAATBEPALING HOOGTE TRAPEZIUM VAN 5° TOT 22°
DIMENSIONS HAUTEUR TRAPEZE DE 5° JUSQU'A 22°
MASSBESTIMMUNG HOHE TRAPEZ VON 5° BIS 22°
MEASURE TRAPEZIUM HEIGHT FROM 5° UP TO 22°

$$\alpha = \text{ARCTAN}\left[\frac{H-32.8}{D-39}\right] + \text{ARCSIN}\left[\frac{20}{\sqrt{(D-39)^2+(H-32.8)^2}}\right]$$

$$X1 = 40 - \frac{10}{\cos\alpha} - 9 \times \text{TAN}\,\alpha$$

$$X2 = \text{ABS}(X1 + (D \times \text{TAN}\alpha) - H)$$

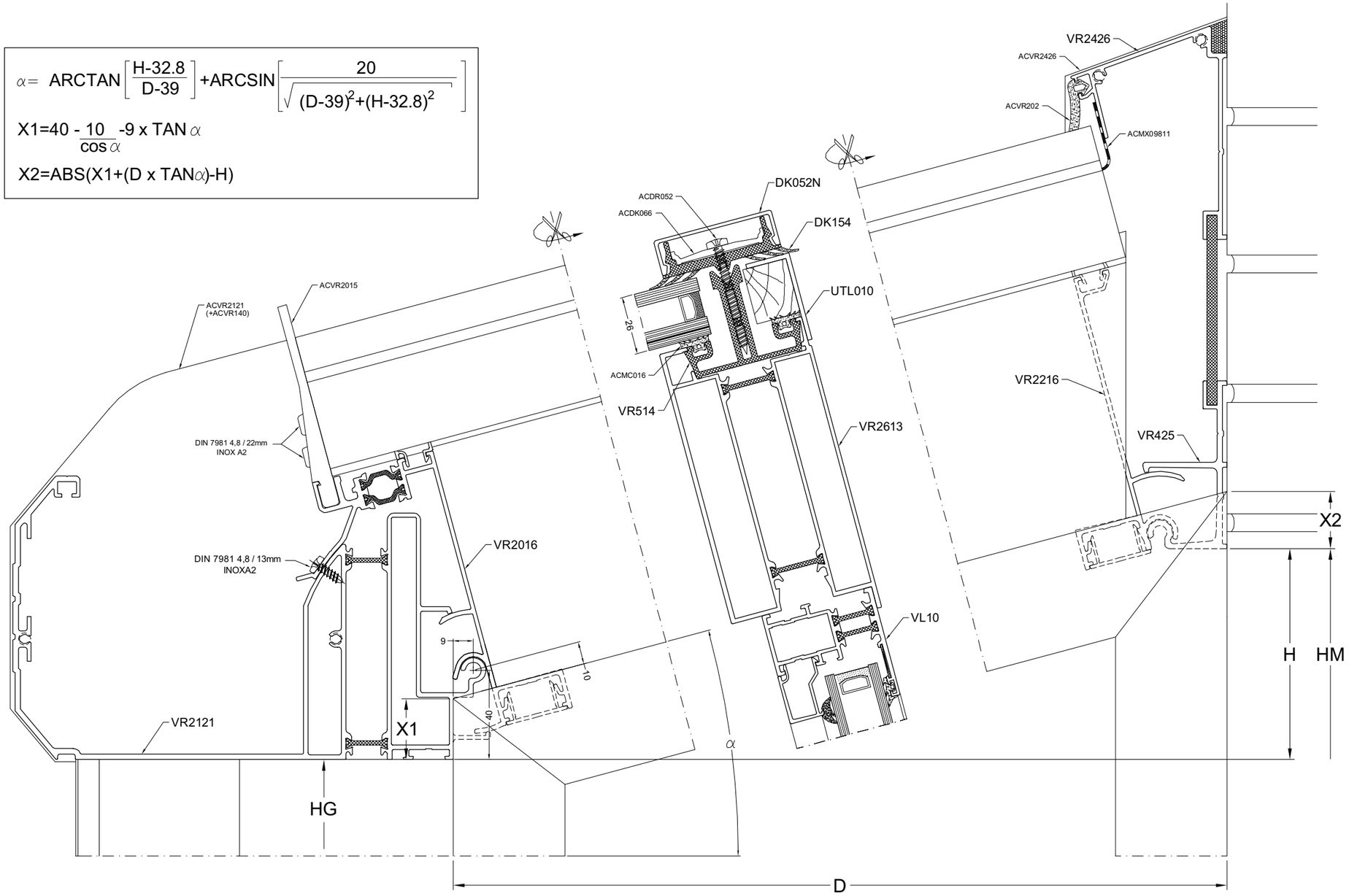

TRAP5

aliver2000+

smart® SYSTEMS

MAATBEPALING HOOGTE TRAPEZIUM VAN 22° TOT 45°
DIMENSIONS HAUTEUR TRAPEZE DE 22° JUSQU'A 45°
MASSBESTIMMUNG HOHE TRAPEZ VON 22° BIS 45°
MEASURE TRAPEZIUM HEIGHT FROM 22° UP TO 45°

WERKTEKENINGEN - DESSINS DE CONSTRUCTION - KONSTRUKTIONZEICHNUNGEN - CONSTRUCTION DRAWINGS

$$\alpha = \text{ARCTAN}\left[\frac{H-32.8}{D-39}\right]$$

$$X1 = 40 + \frac{10}{\cos\alpha} - 9 \times \text{TAN}\ \alpha$$

$$X2 = \text{ABS}(X1 + (D \times \text{TAN}\alpha) - H)$$

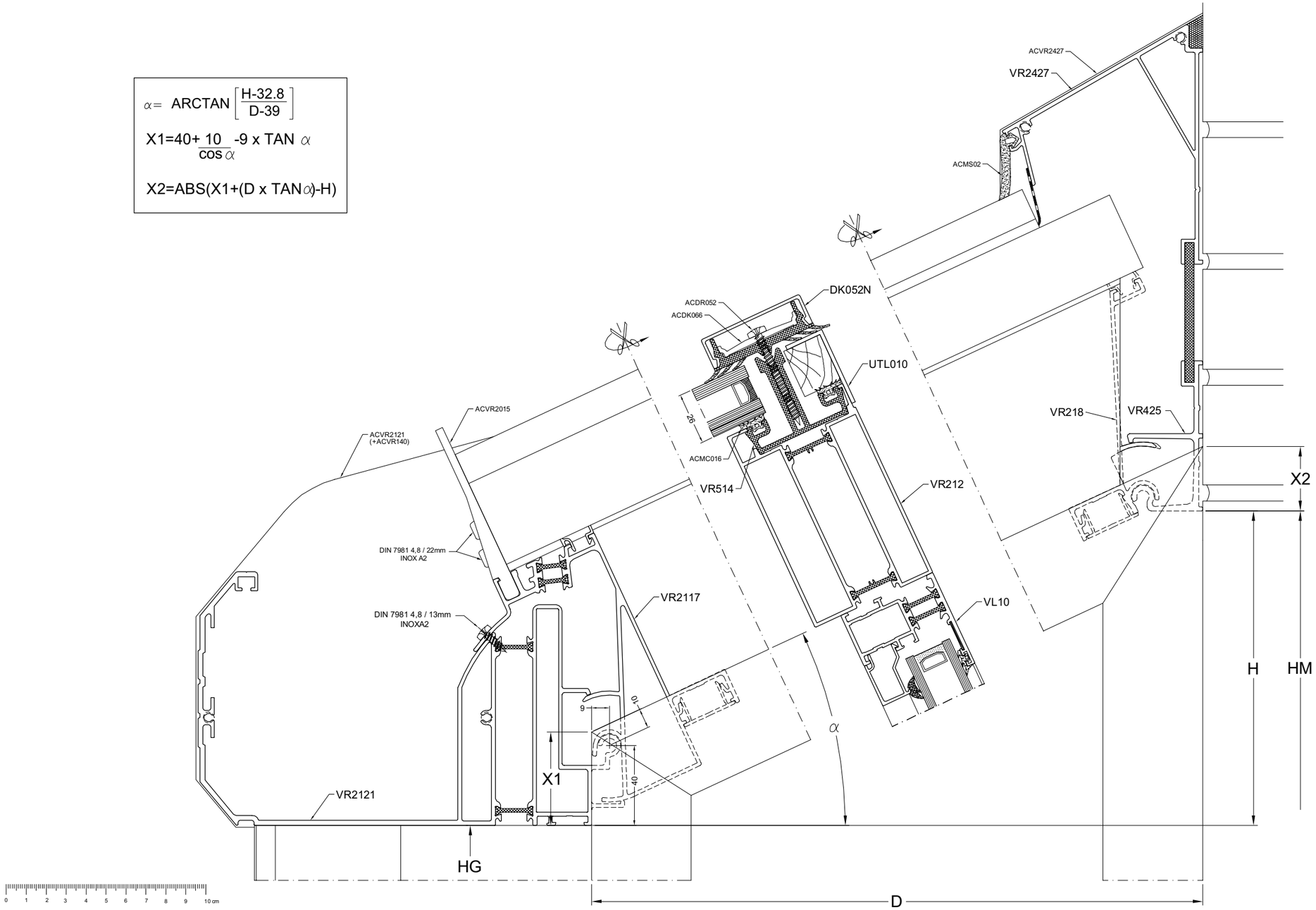

TRAP3

232 16/7/07

MAATBEPALING HOOGTE TRAPEZIUM VAN 22° TOT 45°
DIMENSIONS HAUTEUR TRAPEZE DE 22° JUSQU'A 45°
MASSBESTIMMUNG HOHE TRAPEZ VON 22° BIS 45°
MEASURE TRAPEZIUM HEIGHT FROM 22° UP TO 45°

$$\alpha = \text{ARCTAN}\left[\frac{H-32.8}{D-39}\right] + \text{ARCSIN}\left[\frac{20}{\sqrt{(D-39)^2+(H-32.8)^2}}\right]$$

$$X1 = 40 + \frac{10}{\cos\alpha} - 9 \times \text{TAN}\,\alpha$$

$$X2 = \text{ABS}(X1 + (D \times \text{TAN}\,\alpha) - H)$$

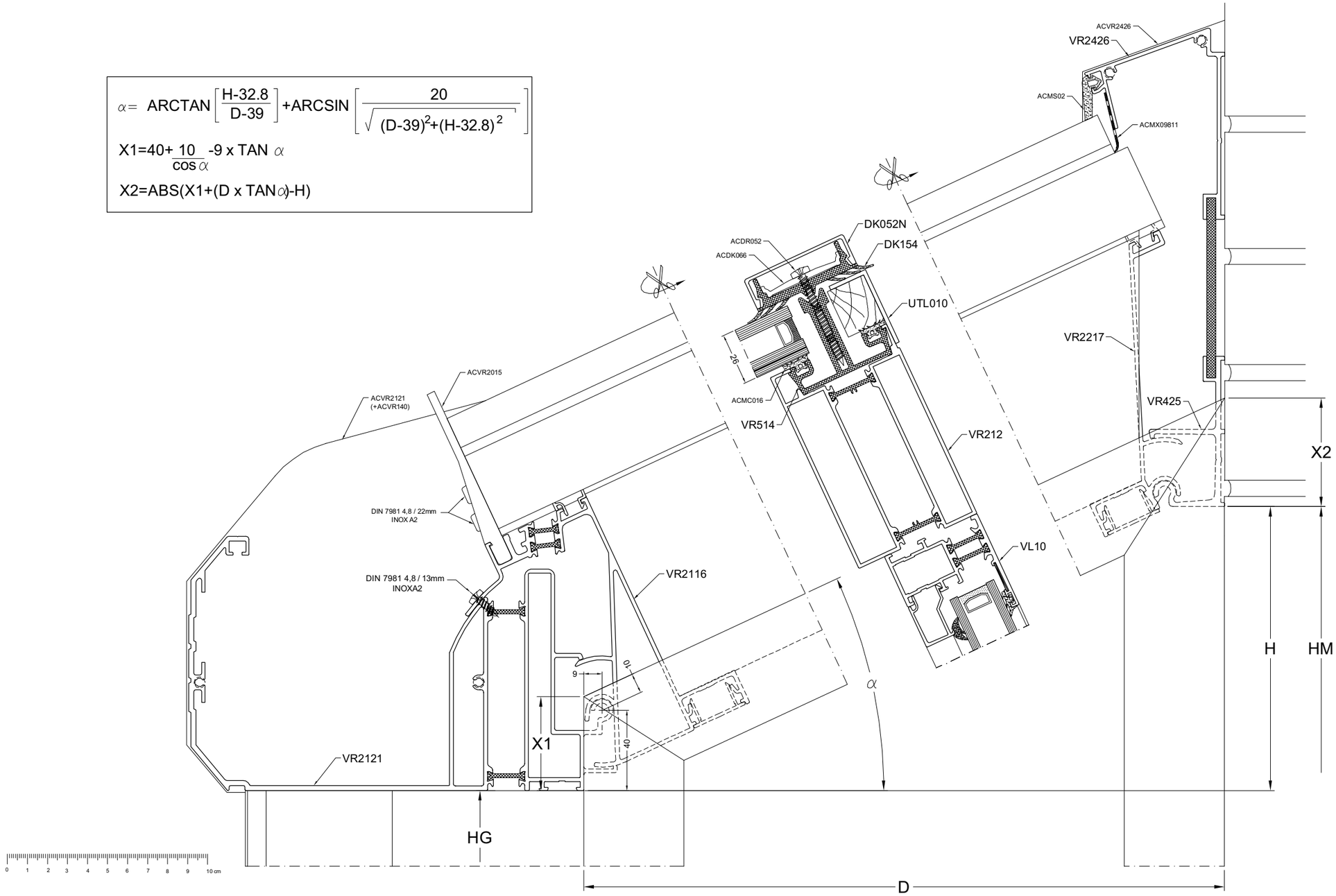

TRAP4

aliver2000+

smart® SYSTEMS

MAATBEPALING HOOGTE TRAPEZIUM VAN 22° TOT 45°
DIMENSIONS HAUTEUR TRAPEZE DE 22° JUSQU'A 45°
MASSBESTIMMUNG HOHE TRAPEZ VON 22° BIS 45°
MEASURE TRAPEZIUM HEIGHT FROM 22° UP TO 45°

WERKTEKENINGEN - DESSINS DE CONSTRUCTION - KONSTRUKTIONZEICHNUNGEN - CONSTRUCTION DRAWINGS

$$\alpha = \text{ARCTAN}\left[\frac{H-32.8}{D-39}\right] + \text{ARCSIN}\left[\frac{20}{\sqrt{(D-39)^2+(H-32.8)^2}}\right]$$

$$X1 = 40 - \frac{10}{\cos\alpha} - 9 \times \text{TAN}\ \alpha$$

$$X2 = \text{ABS}(X1 + (D \times \text{TAN}\,\alpha) - H)$$

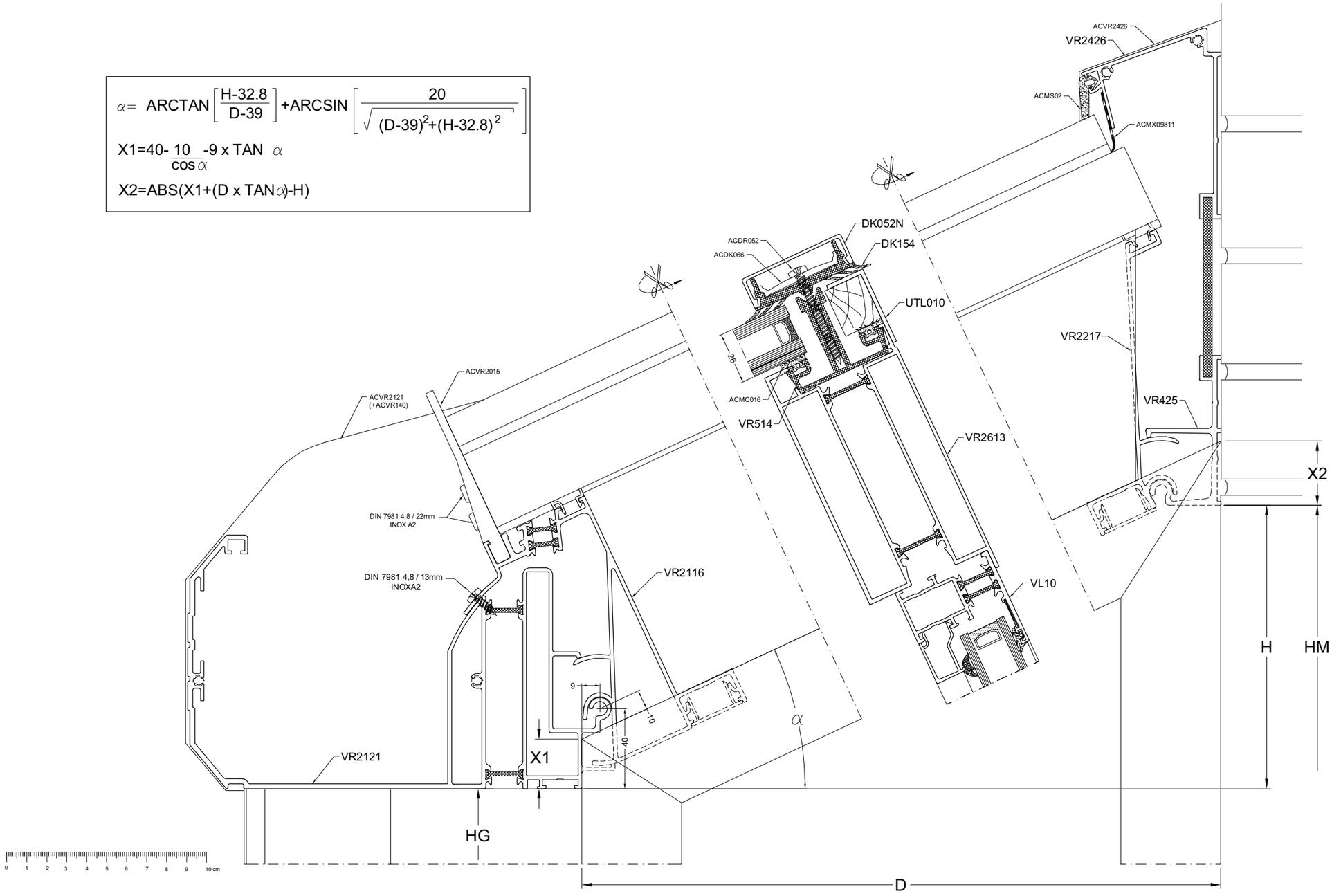

TRAP6

234 16/7/07

OVERLOOP
TROP PLEIN
UBERLAUFEN KONTROLLE
OVERFLOW CONTROL

WERKTEKENINGEN - DESSINS DE CONSTRUCTION - KONSTRUKTIONZEICHNUNGEN - CONSTRUCTION DRAWINGS

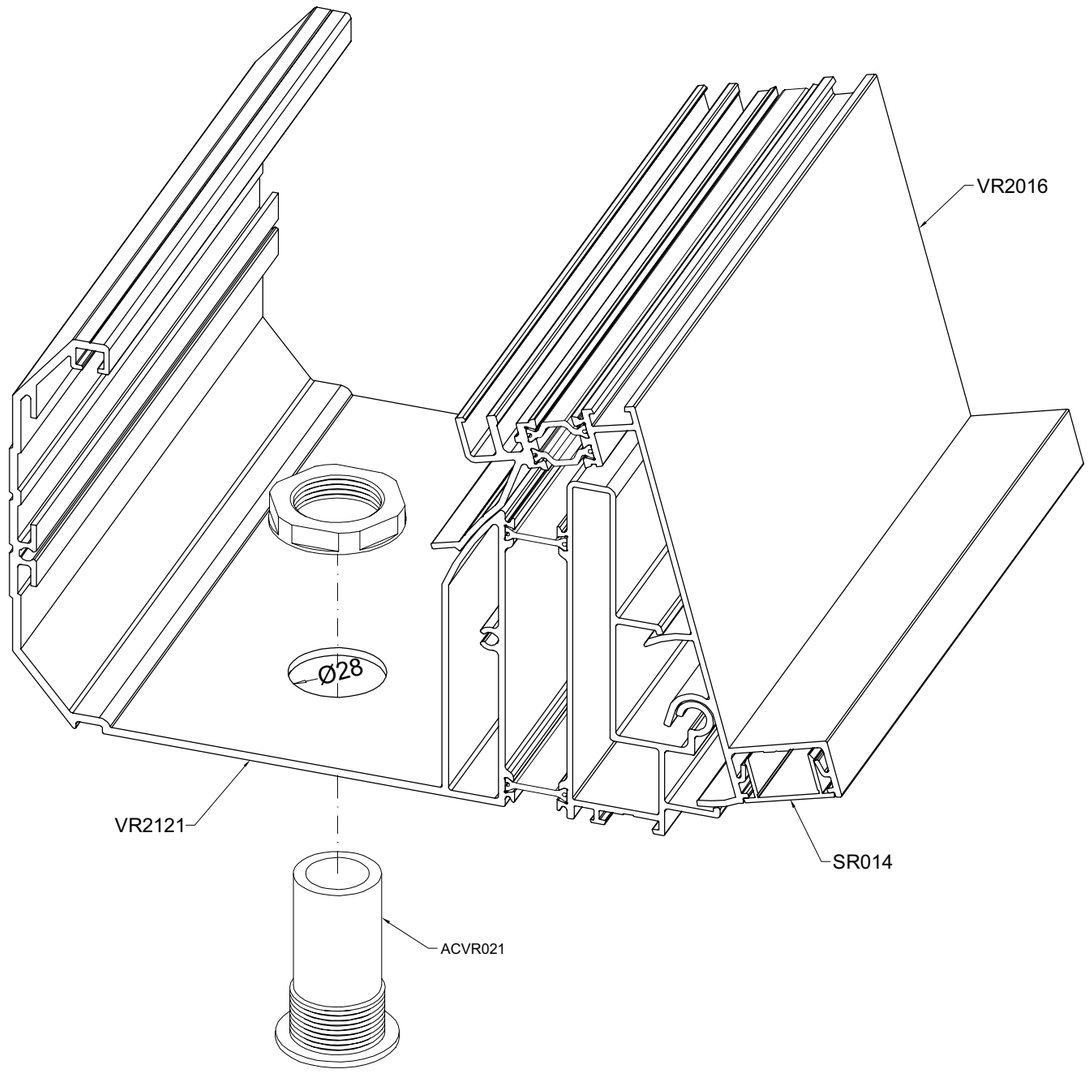

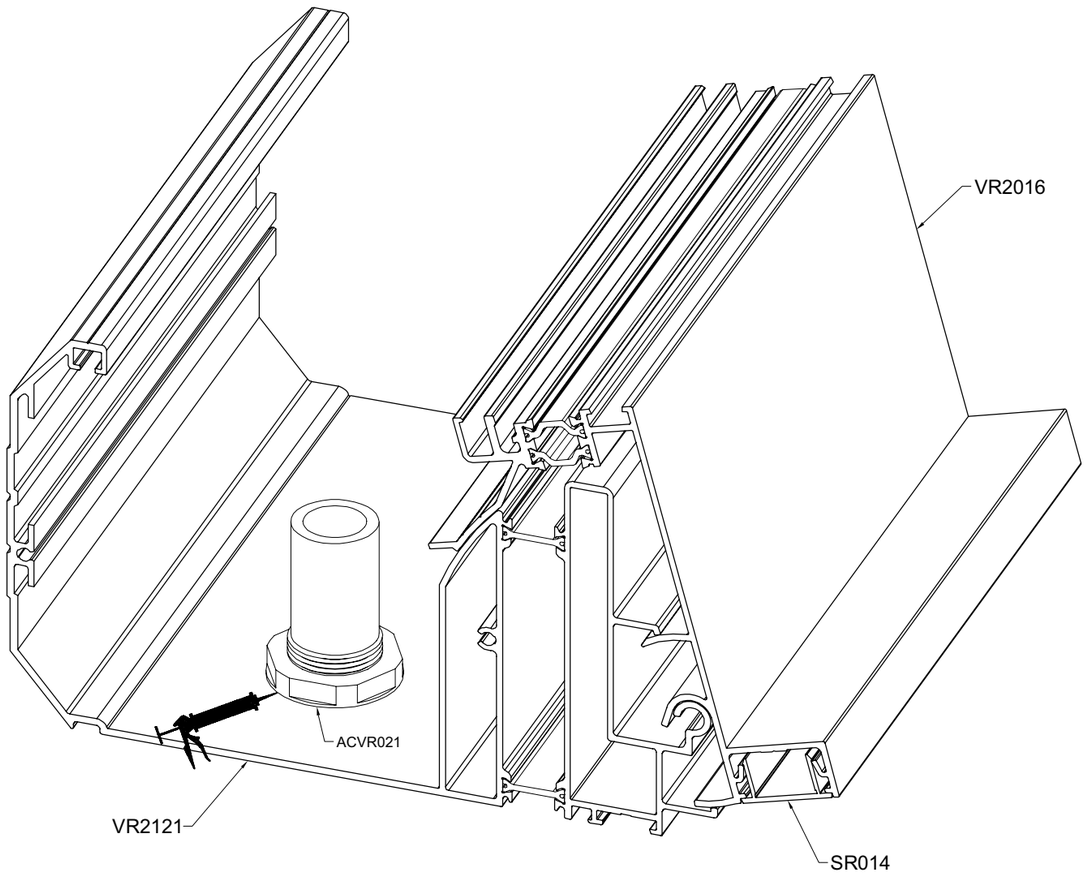

OVERLOOP

aliver2000+

smart® SYSTEMS

WATERAFVOER PVC
CREPINE PVC
REGENABFUR PVC
LEAF TRAP PVC

WERKTEKENINGEN - DESSINS DE CONSTRUCTION - KONSTRUKTIONZEICHNUNGEN - CONSTRUCTION DRAWINGS

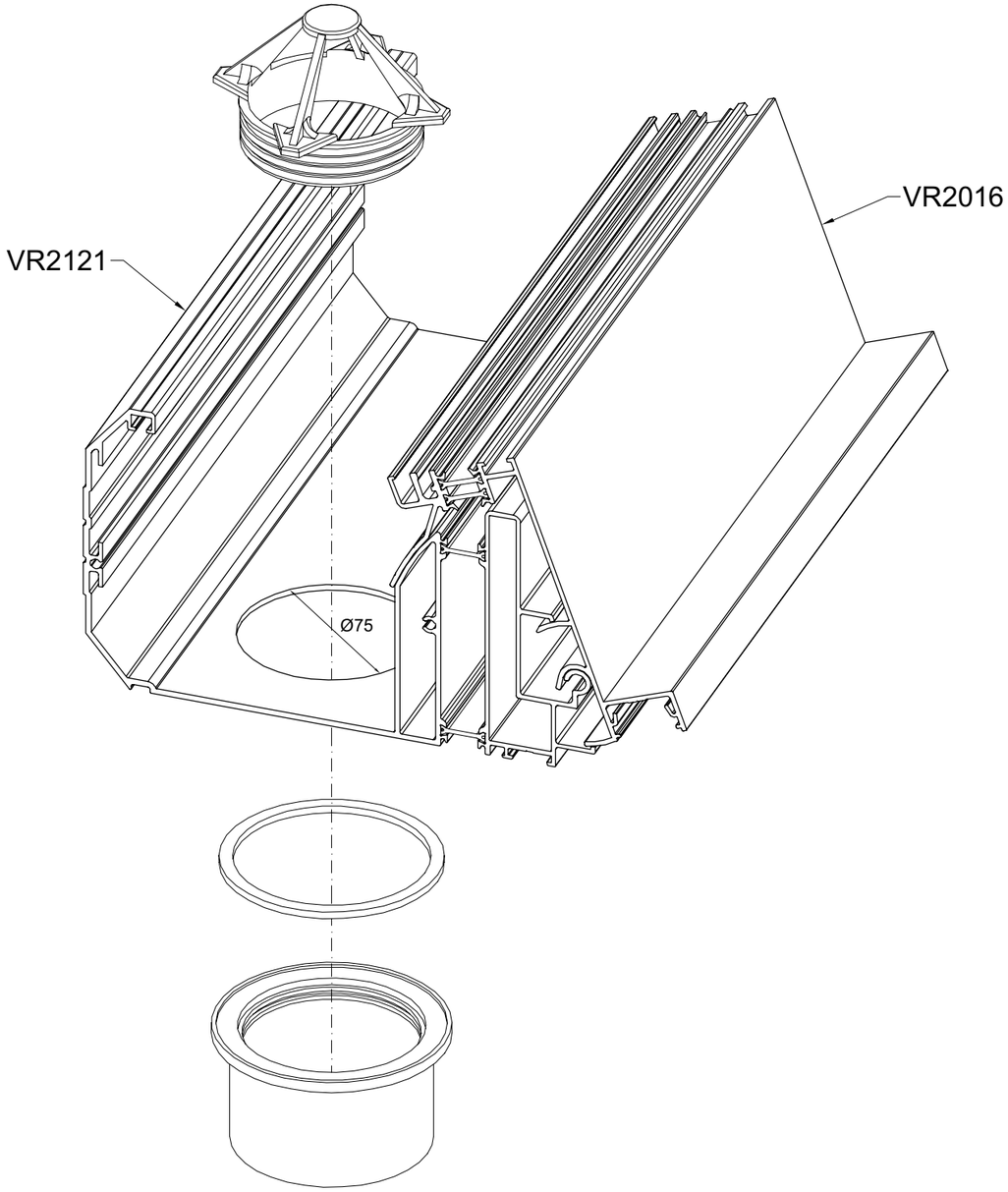

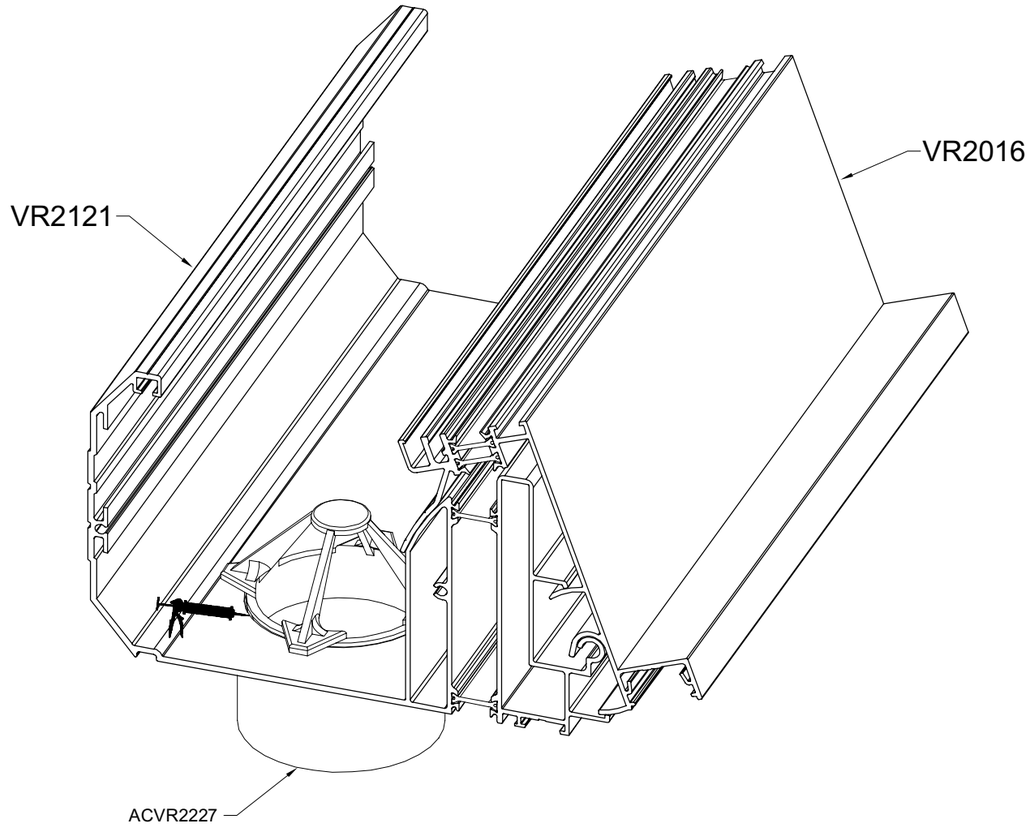

MONT3

236 16/7/07